



US00D566761S

(12) **United States Design Patent**
Wilton

(10) **Patent No.:** **US D566,761 S**

(45) **Date of Patent:** **** Apr. 15, 2008**

(54) **SIMULATED, MINIATURE LACROSSE
STICK HEAD FOR USE WITH A WRITING
UTENSIL, OR AN OBJECT OF SIMILAR
DIMENSIONS**

7,108,616 B2 * 9/2006 Morrow et al. 473/513
7,214,150 B2 * 5/2007 Filice et al. 473/513

* cited by examiner

(76) **Inventor:** **Curtis Lee Wilton**, 2659 Poplar Forest
Dr., Powhatan, VA (US) 23139-6328

Primary Examiner—Elizabeth A. Albert
Assistant Examiner—Karen E Eldridge Powers
(74) *Attorney, Agent, or Firm*—Thomas & Raring, P.C.

(**) **Term:** **14 Years**

(57) **CLAIM**

(21) **Appl. No.:** **29/245,153**

I claim the ornamental design for a simulated, miniature lacrosse stick head for use with a writing utensil, or an object of similar dimensions, as shown and described

(22) **Filed:** **Dec. 20, 2005**

(51) **LOC (8) Cl.** **02-03**

DESCRIPTION

(52) **U.S. Cl.** **D19/42**

FIG. 1 is a perspective view of a simulated, miniature lacrosse stick head for use with a writing utensil, or an object of similar dimensions in accordance with the present invention;

(58) **Field of Classification Search** D19/35–36,
D19/41–51, 54–57; D36/118; 24/11 R,
24/11 F, 11 P; 401/52, 99, 100, 104–109,
401/192, 195

See application file for complete search history.

FIG. 2 is a view of the top end thereof;

FIG. 3 is a view of the bottom end thereof;

FIG. 4 is a view of the front side thereof;

FIG. 5 is view of the back side thereof;

FIG. 6 is a view of the right side thereof; and,

FIG. 7 is a view of the left side thereof.

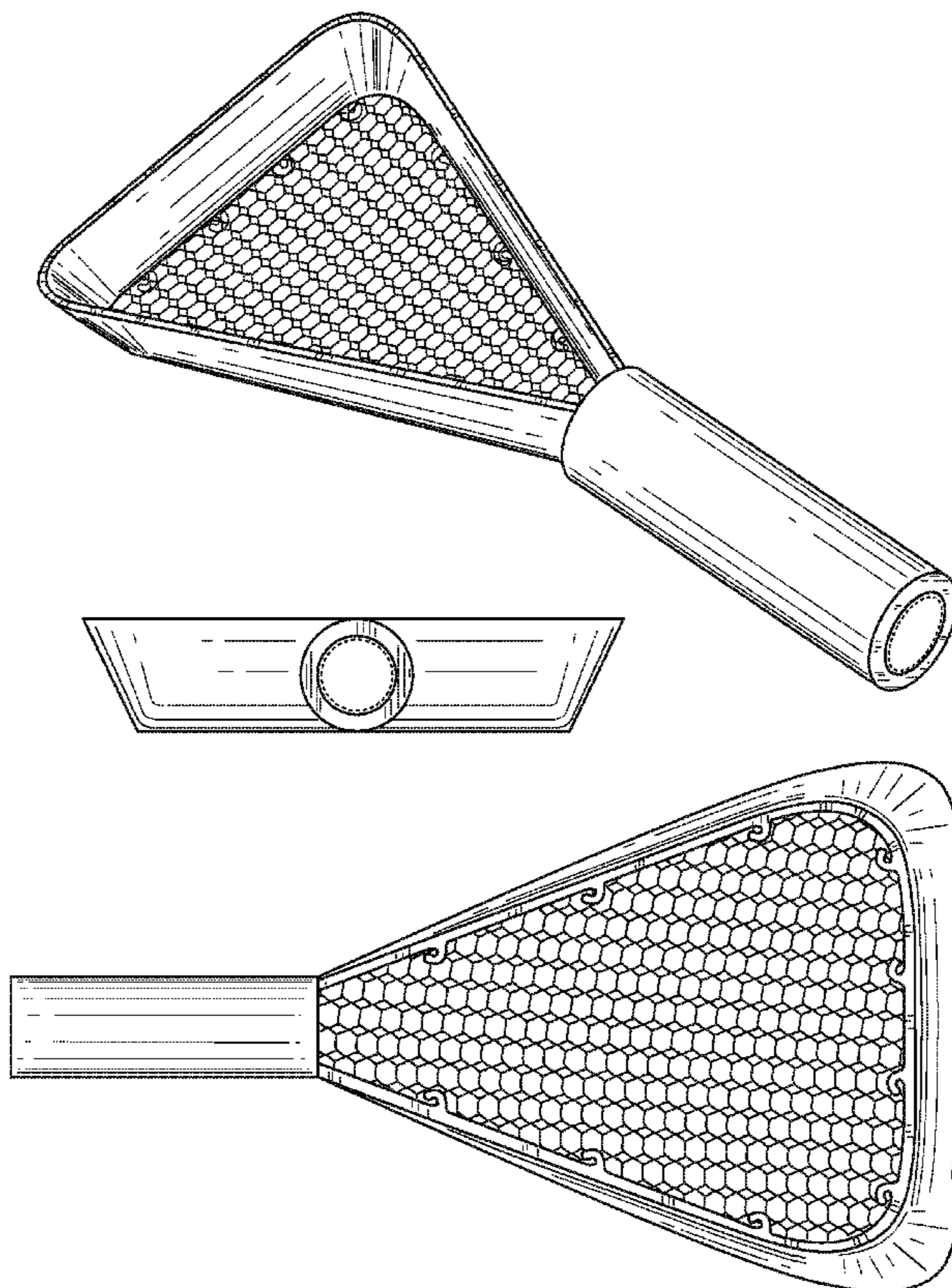
The broken lines in FIGS. 1 and 3 define the bounds of the claimed design and form no part thereof.

(56) **References Cited**

U.S. PATENT DOCUMENTS

2,508,519	A *	5/1950	Jay	473/513
3,507,495	A *	4/1970	Tucker et al.	473/513
3,910,578	A *	10/1975	Brine, Jr.	473/513
4,739,994	A *	4/1988	Lewis, Jr.	473/513
4,861,042	A *	8/1989	Trettin	473/513
5,007,652	A *	4/1991	Tucker et al.	473/513
5,482,273	A	1/1996	Wilton		

1 Claim, 5 Drawing Sheets



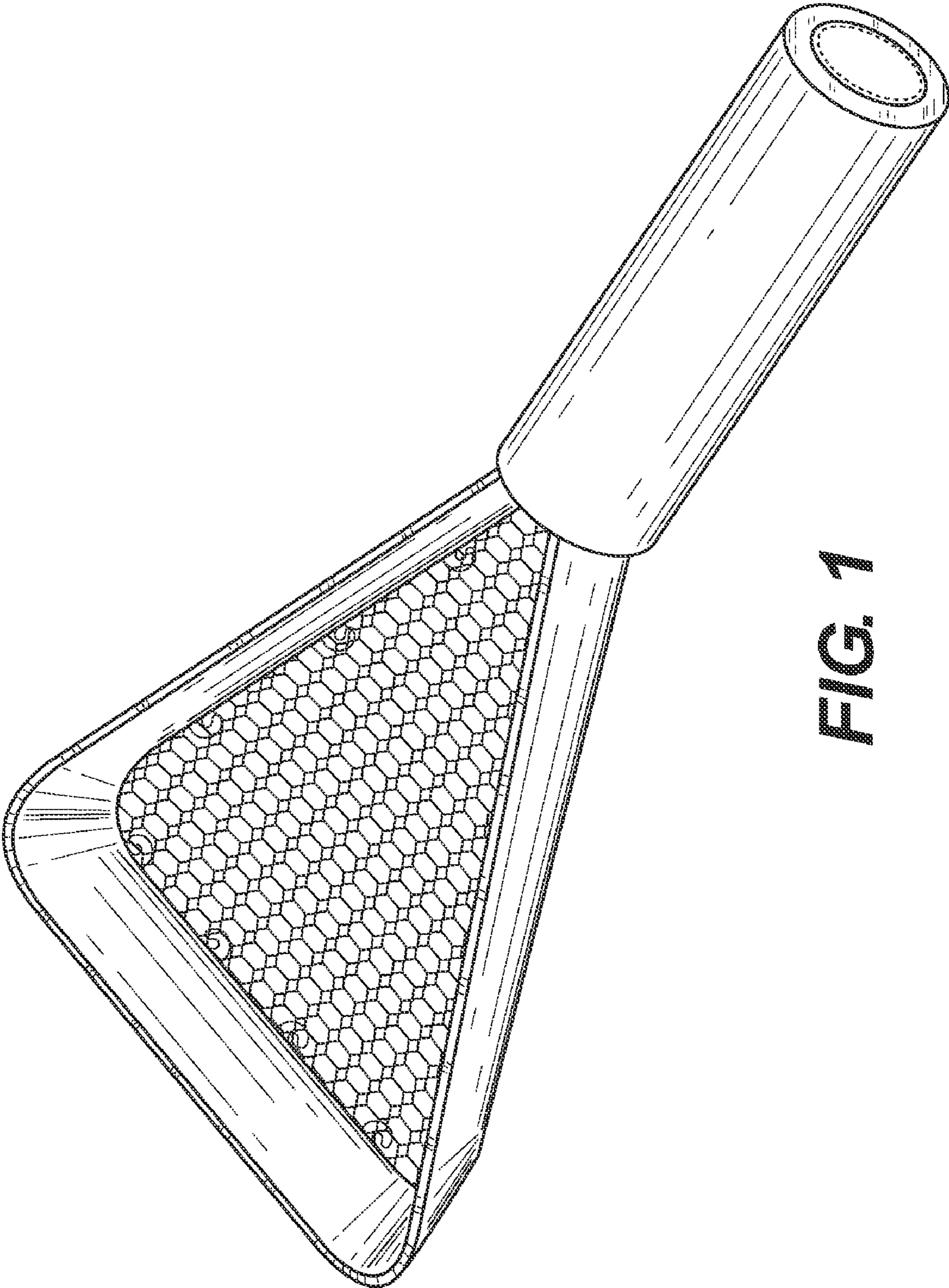


FIG. 1




FIG. 2

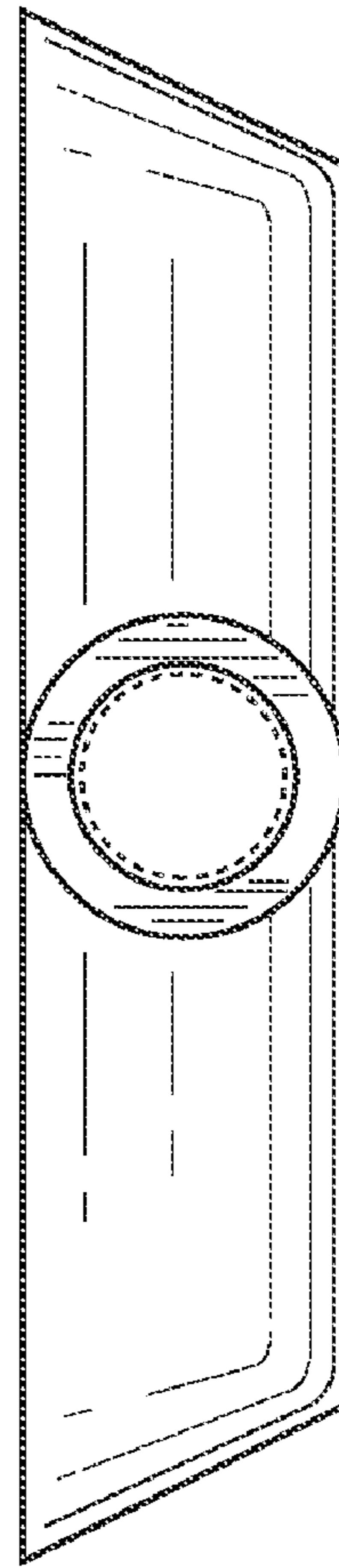


FIG. 3

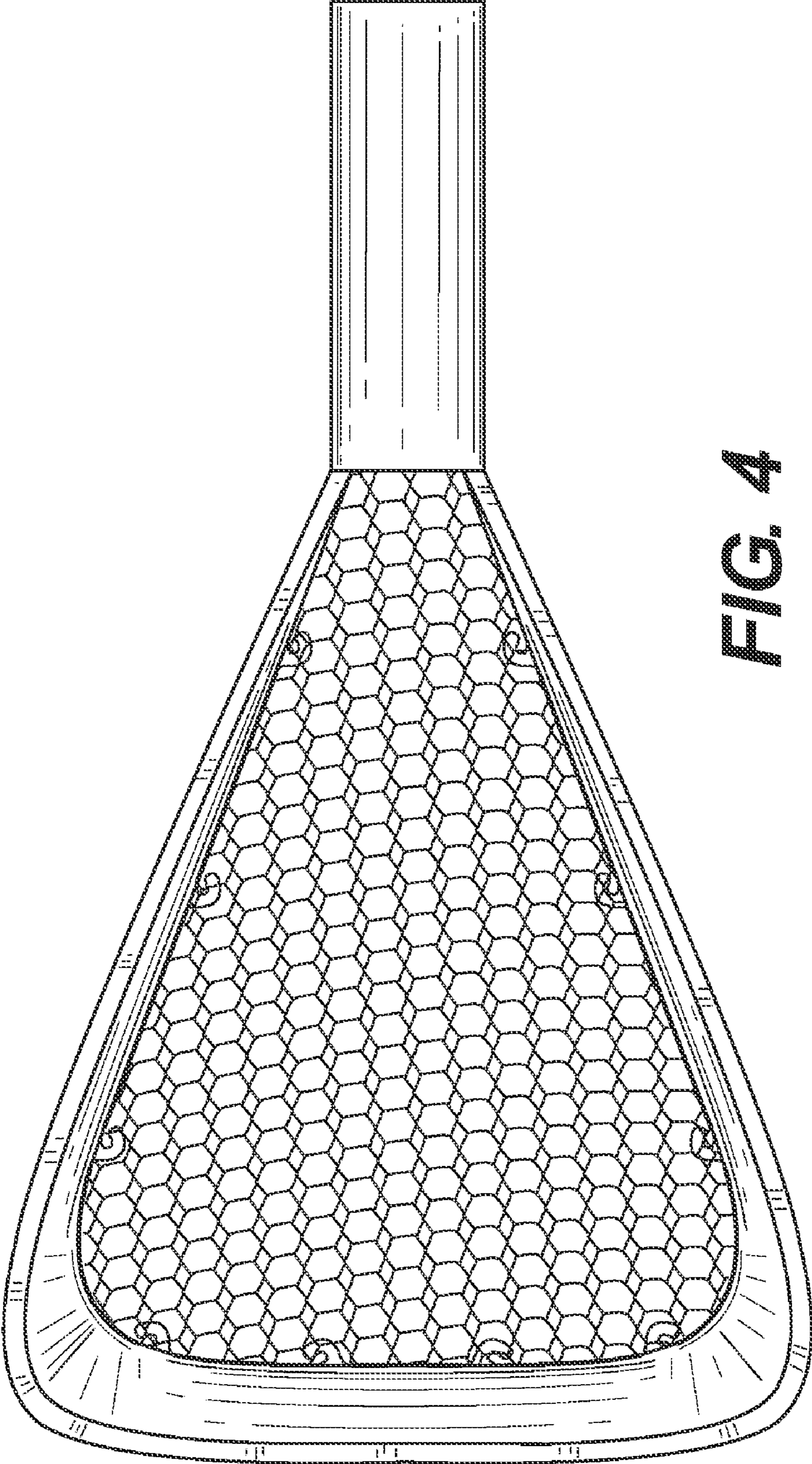


FIG. 4

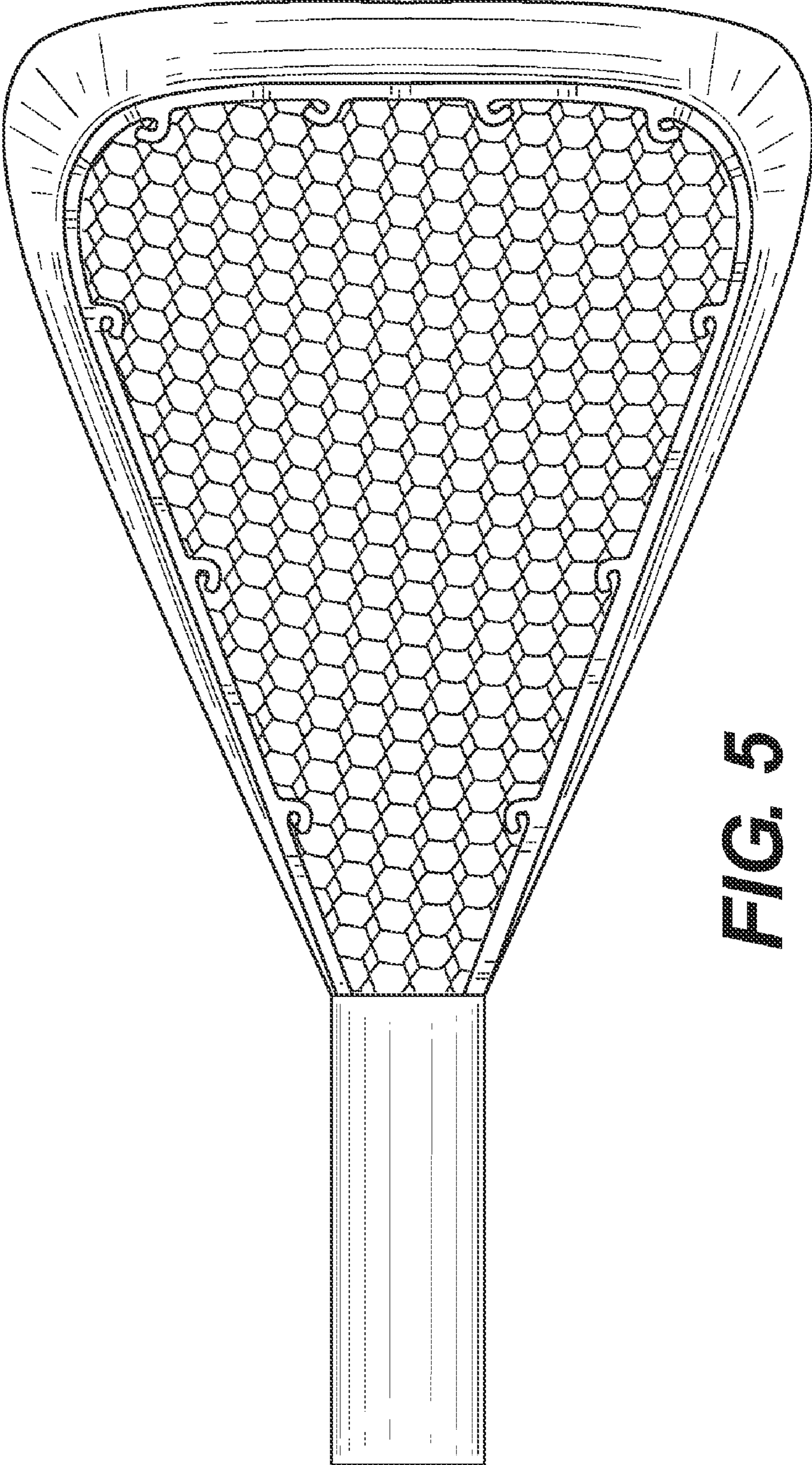


FIG. 5




FIG. 6




FIG. 7