



US00D566745S

(12) **United States Design Patent**  
**Urabe**

(10) **Patent No.:** **US D566,745 S**

(45) **Date of Patent:** **\*\* Apr. 15, 2008**

(54) **SWIMMING GOGGLES**

(75) Inventor: **Seishiro Urabe**, Tokyo (JP)

(73) Assignee: **Tabata Co. Ltd.**, Tokyo (JP)

(\*\*) Term: **14 Years**

(21) Appl. No.: **29/278,155**

(22) Filed: **Mar. 21, 2007**

(30) **Foreign Application Priority Data**

Sep. 21, 2006 (JP) ..... 2006-025287

(51) **LOC (8) Cl.** ..... **16-06**

(52) **U.S. Cl.** ..... **D16/311**

(58) **Field of Classification Search** ..... D16/101,  
D16/300-330; 2/426, 428, 429, 430, 439-446,  
2/447-449; 351/41-44, 153, 158; D29/109-110;  
D24/110.2

See application file for complete search history.

(56) **References Cited**

U.S. PATENT DOCUMENTS

D268,301 S *	3/1983	Haslbeck	.....	D16/303
D277,614 S *	2/1985	Fireman	.....	D16/303
D395,666 S *	6/1998	Yashiro	.....	D16/303
5,896,589 A *	4/1999	Chou	.....	2/428
D411,559 S *	6/1999	Chou	.....	D16/303
D413,914 S *	9/1999	Tsubooka	.....	D16/303
5,959,714 A *	9/1999	Chou	.....	351/43
6,029,284 A *	2/2000	Kawashima et al.	.....	2/428
D422,615 S *	4/2000	Yoshizawa	.....	D16/303
D435,057 S *	12/2000	Chen	.....	D16/303
D451,118 S *	11/2001	Husband	.....	D16/311
D457,548 S *	5/2002	Chiang	.....	D16/303

D504,457 S *	4/2005	Chiang	.....	D16/303
D523,060 S *	6/2006	Chiang	.....	D16/303
2005/0241051 A1 *	11/2005	Matsumoto et al.	.....	2/426
2005/0273915 A1 *	12/2005	Chiang	.....	2/428

\* cited by examiner

*Primary Examiner*—T. Chase Nelson

*Assistant Examiner*—Barbara Blanton Lohr

(74) *Attorney, Agent, or Firm*—Butzel Long

(57) **CLAIM**

The ornamental design for swimming goggles, as shown and described.

**DESCRIPTION**

FIG. 1 is a front view showing my new design for swimming goggles;

FIG. 2 is a back view thereof;

FIG. 3 is a left side view thereof;

FIG. 4 is a right side view thereof;

FIG. 5 is a top view thereof;

FIG. 6 is a bottom view thereof;

FIG. 7 is a cross-sectional view along line 7—7 of FIG. 1 thereof;

FIG. 8 is a cross-sectional view along line 8—8 of FIG. 1 thereof; and,

FIG. 9 is a front perspective view thereof.

The broken line depiction of environmental structure is for illustration purposes only and forms no part of the claimed design.

**1 Claim, 5 Drawing Sheets**

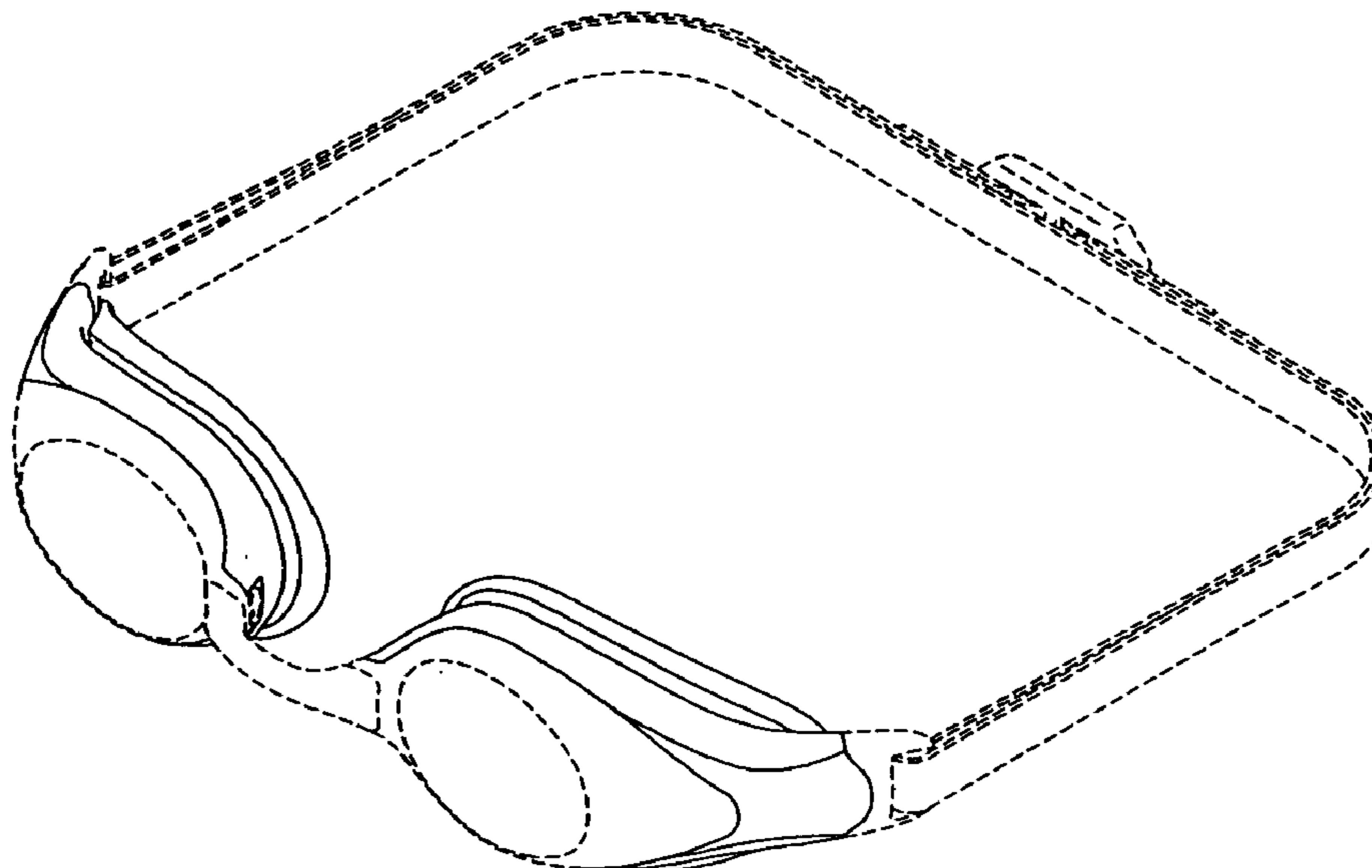


FIG. 1

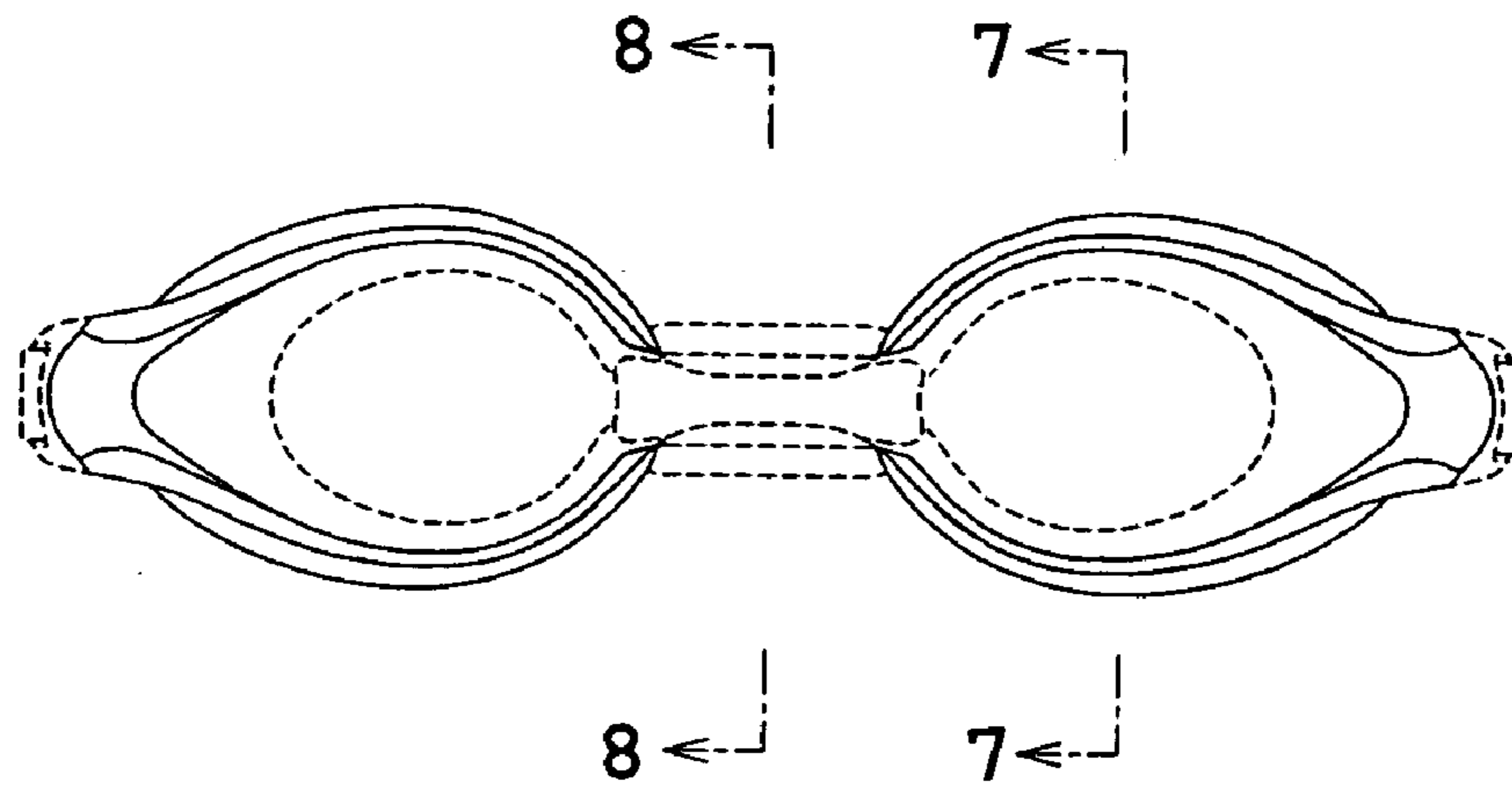


FIG. 2

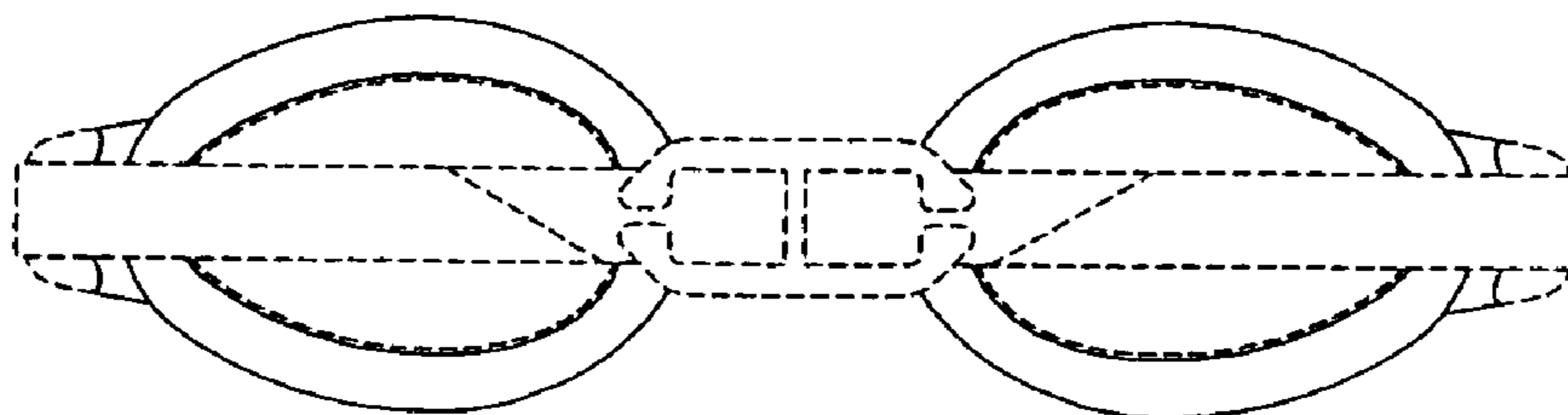


FIG.3

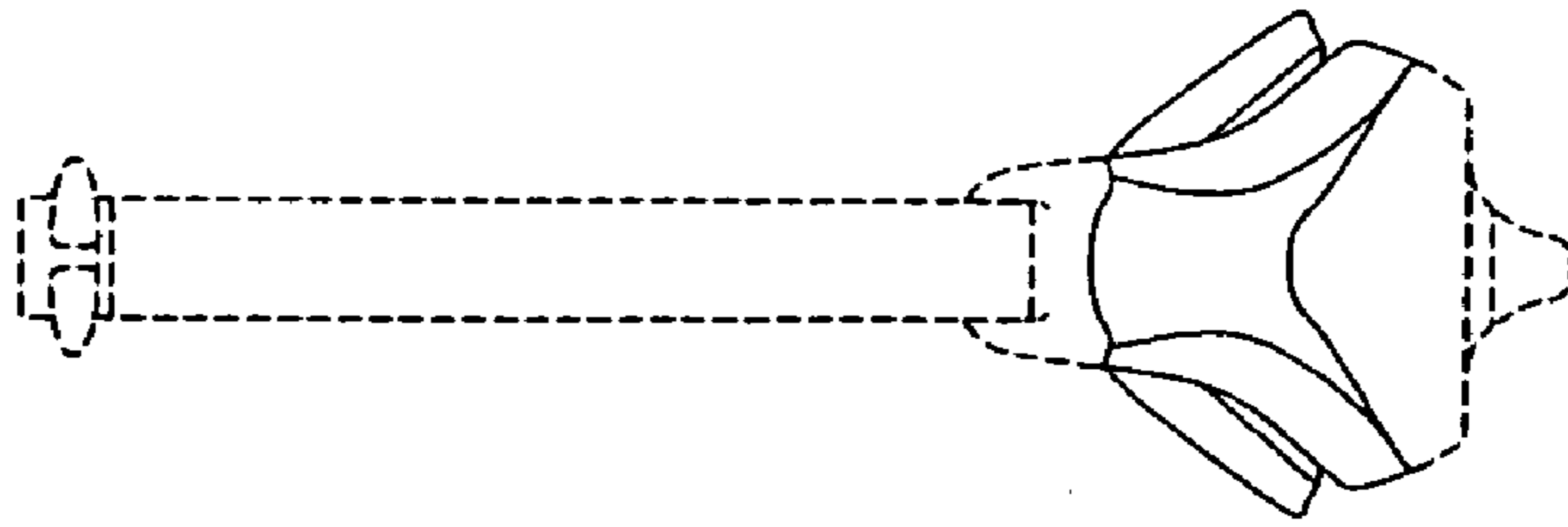


FIG.4

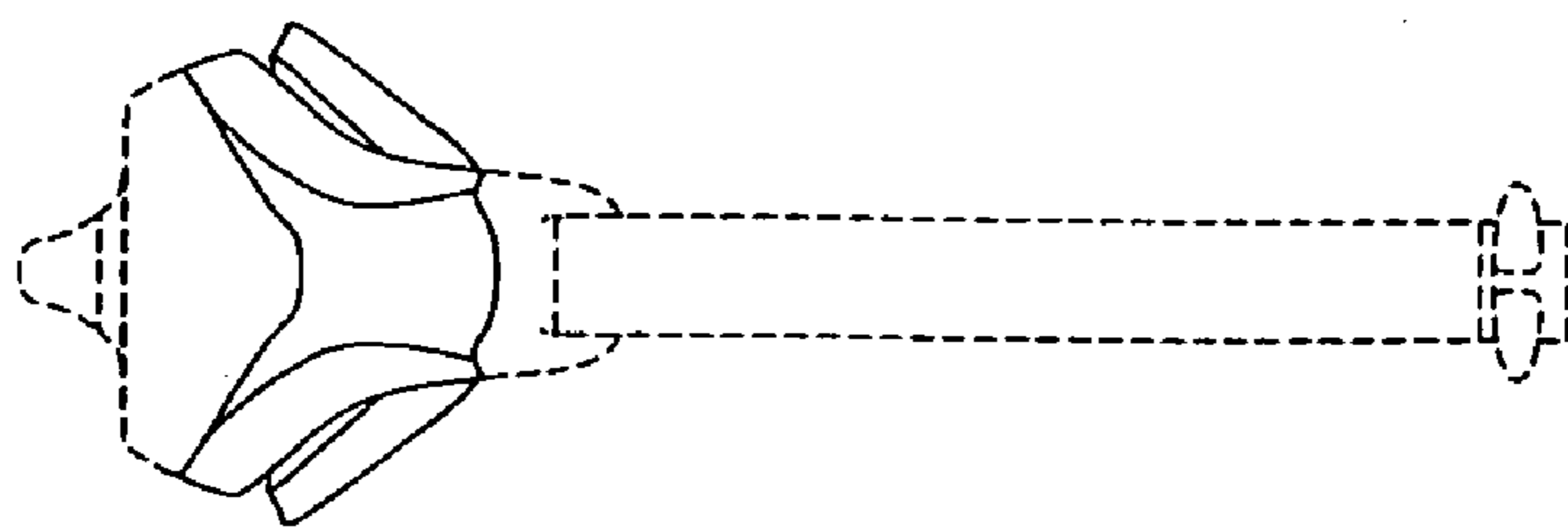


FIG. 5

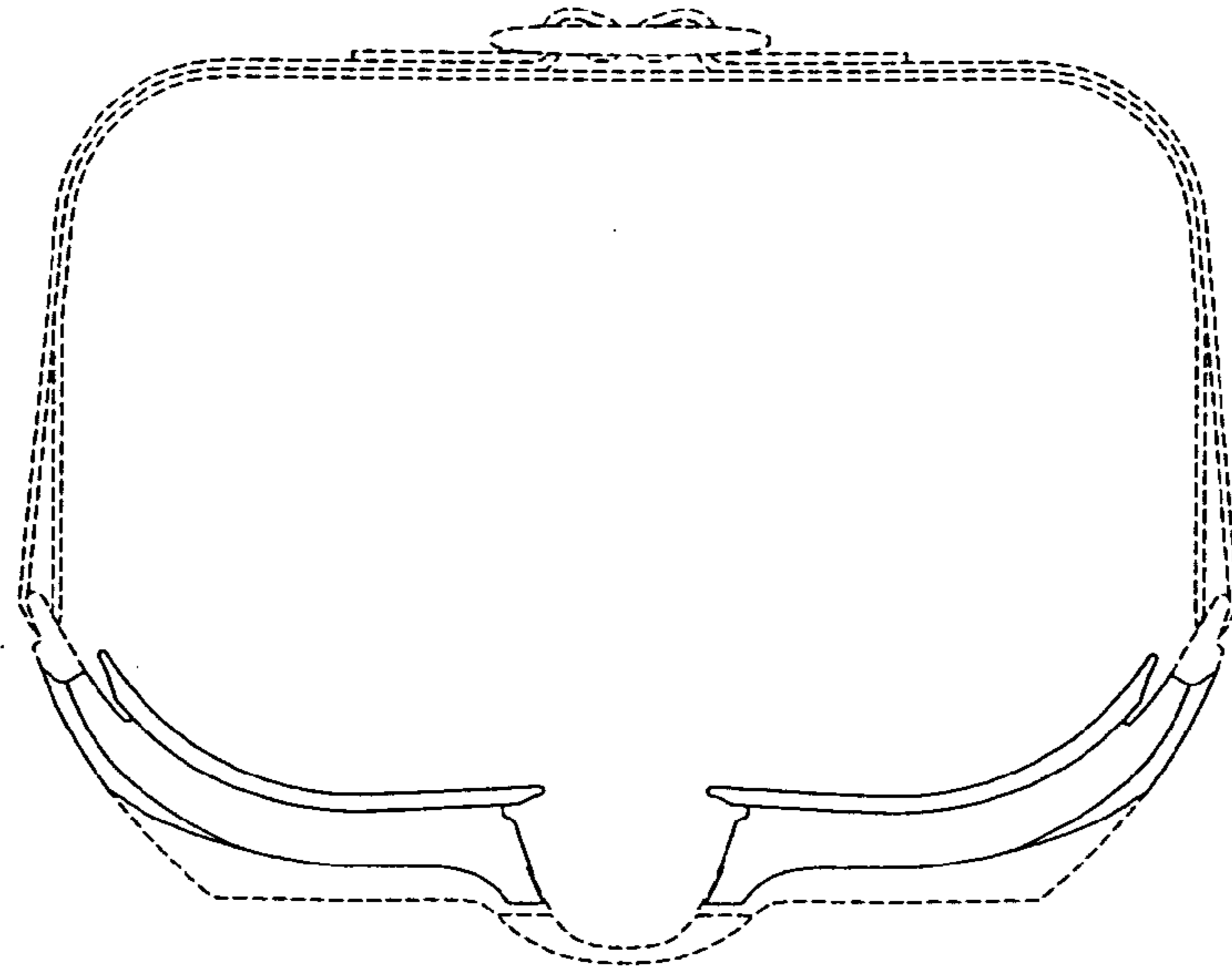


FIG. 6

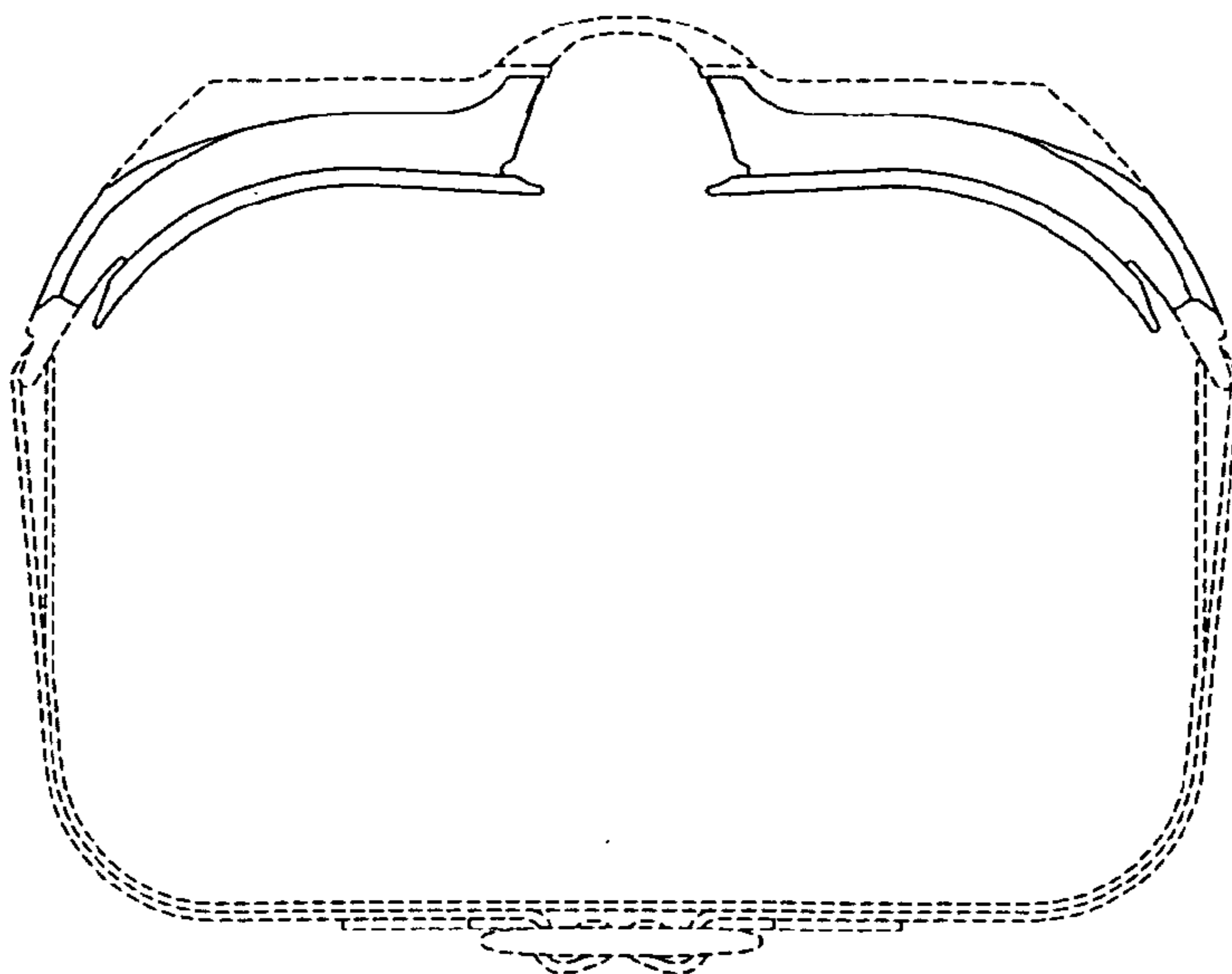


FIG. 7




FIG. 8

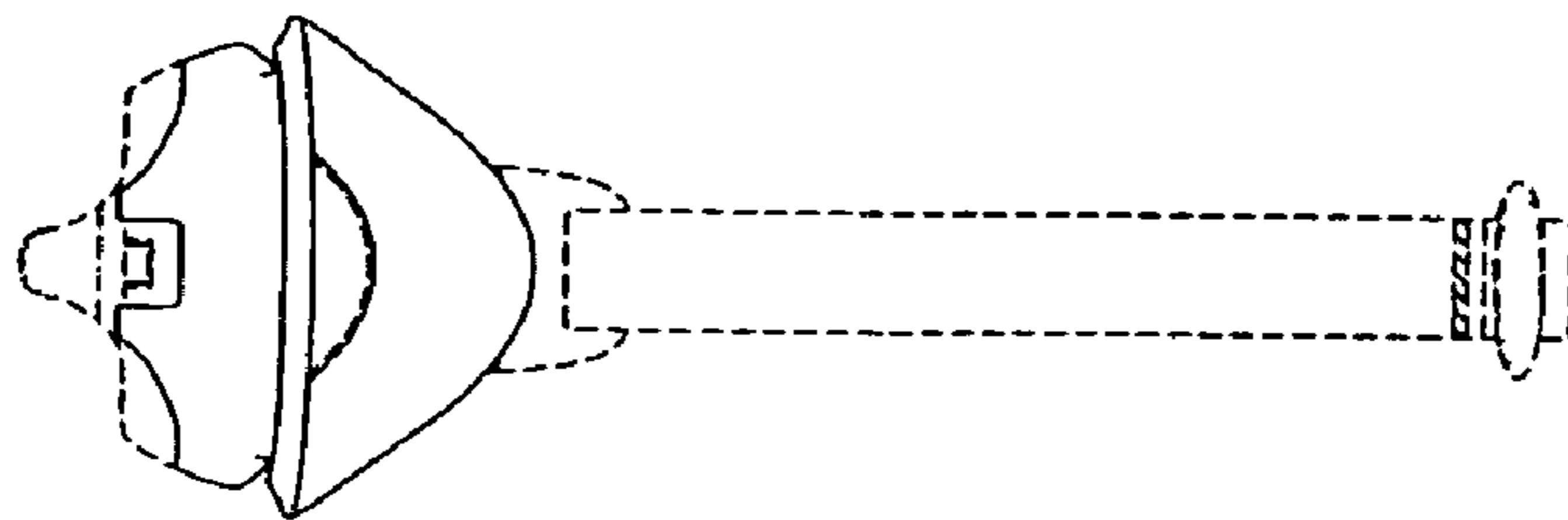


FIG. 9

