



US00D566744S

(12) **United States Design Patent**
Travers et al.

(10) **Patent No.:** **US D566,744 S**
(45) **Date of Patent:** **** Apr. 15, 2008**

(54) **PERSONAL VIDEO DISPLAY DEVICE**

6,016,347 A 1/2000 Magnasco et al.

(75) Inventors: **Paul Travers**, Honeoye Falls, NY (US);
Vincent J. Ferrer, Macedon, NY (US);
Paul Klock, Rochester, NY (US);
Christopher J. Lundgren, Fairport,
NY (US); **David Alan Vogler**,
Rochester, NY (US)

(Continued)

OTHER PUBLICATIONS

U.S. Appl. No. 29/240,442, filed Oct. 13, 2005, P. Travers et al.

Primary Examiner—T. Chase Nelson

Assistant Examiner—Barbara Blanton Lohr

(74) *Attorney, Agent, or Firm*—Stephen B. Salai, Esq.;
Michael J. Didas, Esq.; Harter Secrest & Emery LLP

(73) Assignee: **Vuzix Corporation**, Rochester, NY
(US)

(**) Term: **14 Years**

(57) **CLAIM**

(21) Appl. No.: **29/248,869**

The ornamental design for the personal video display
device, as shown and described.

(22) Filed: **Sep. 8, 2006**

(51) **LOC (8) Cl.** **16-06**

DESCRIPTION

(52) **U.S. Cl.** **D16/300**

(58) **Field of Classification Search** D16/101,
D16/300–330, 332–338, 900; D21/190,
D21/329; D24/110.2; 351/41, 44, 51, 52,
351/61–63, 83, 86, 92, 103–111, 114, 117,
351/119, 121–124, 128, 130–132, 136–139,
351/158–159, 47–48, 57–59, 155, 157; 2/12,
2/13, 19, 434–437, 441, 447–449; D12/191;
D14/126, 129, 372, 496; 345/7, 8; 359/630,
359/815

FIG. 1 is a top perspective view of the personal video display
device according to a preferred embodiment of the inven-
tion.

FIG. 2 is a bottom perspective view of the personal video
display device of FIG. 1.

FIG. 3 is a top plan view of the personal video display
device of FIG. 1.

FIG. 4 is a bottom plan view of the personal video display
device of FIG. 1.

FIG. 5 is a front elevational view of the personal video
display device of FIG. 1.

FIG. 6 is a rear elevational view of the personal video
display device of FIG. 1.

FIG. 7 is a left-side elevational view of the personal video
display device of FIG. 1; and,

FIG. 8 is a right-side elevational view of the personal video
display device of FIG. 1.

Portions of the drawings represented in broken lines are for
illustrative purposes only and form no part of the claimed
design.

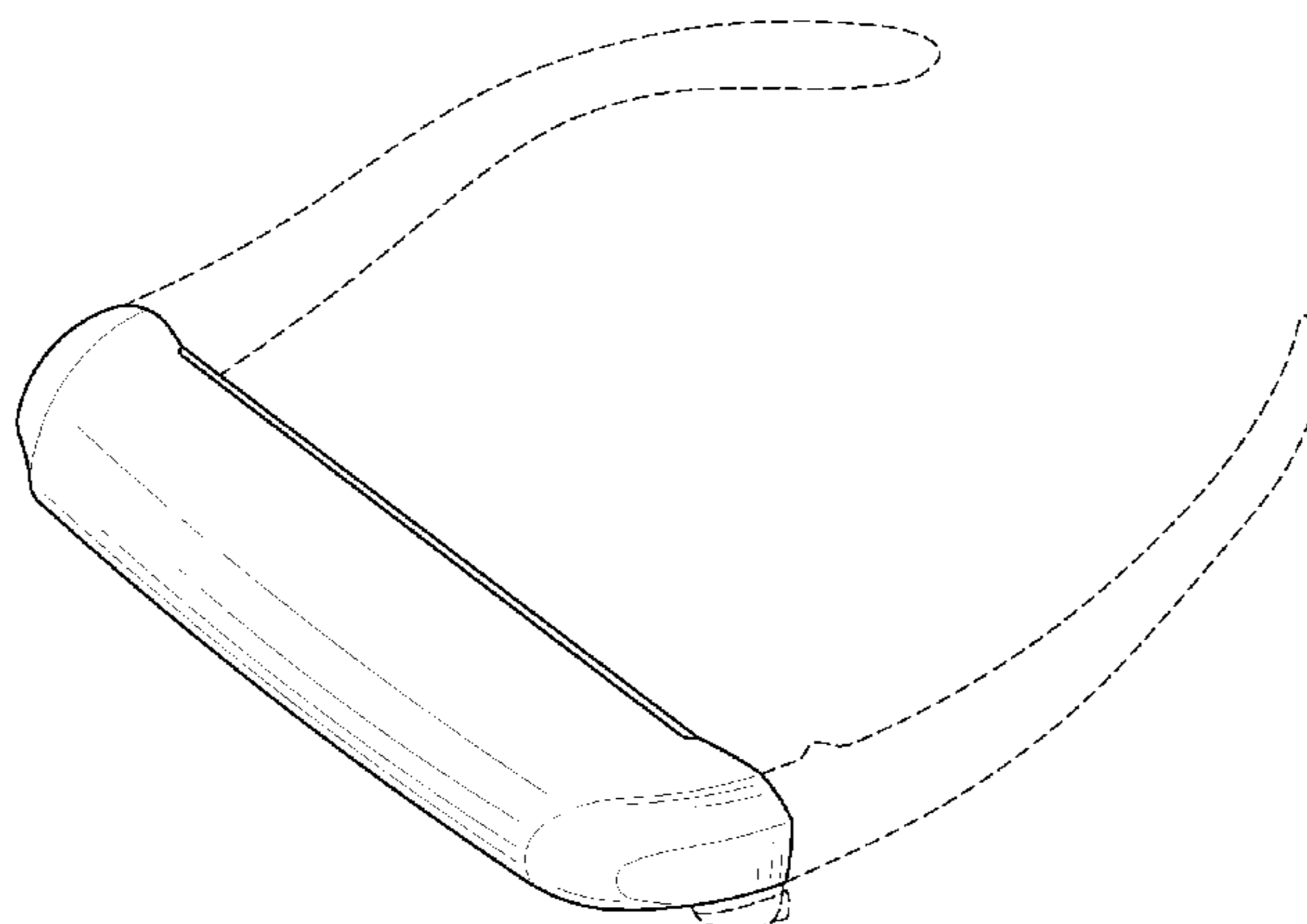
See application file for complete search history.

(56) **References Cited**

U.S. PATENT DOCUMENTS

4,484,029 A	11/1984	Kenney	
5,003,300 A	3/1991	Wells	
5,276,471 A	1/1994	Yamauchi et al.	
5,347,400 A *	9/1994	Hunter	359/815
5,504,812 A	4/1996	Vangarde	
5,694,467 A	12/1997	Young, III	
5,696,521 A *	12/1997	Robinson et al.	345/8
5,715,321 A	2/1998	Andrea et al.	
5,825,340 A *	10/1998	Torizuka et al.	345/8
5,991,085 A *	11/1999	Rallison et al.	359/630
D417,447 S *	12/1999	Hirose et al.	D14/372

1 Claim, 6 Drawing Sheets



US D566,744 S

Page 2

U.S. PATENT DOCUMENTS

6,084,555	A *	7/2000	Mizoguchi et al.	345/8	6,677,919	B2	1/2004	Saito	
D439,265	S *	3/2001	Hayashi	D16/300	6,822,623	B2	11/2004	Kim et al.	
6,215,460	B1 *	4/2001	Mizoguchi et al.	345/8	D513,031	S *	12/2005	Travers et al.	D16/300
D443,864	S *	6/2001	Obata	D14/126	7,161,560	B2 *	1/2007	Patterson	345/7
6,351,252	B1 *	2/2002	Atsumi et al.	345/8	2004/0113867	A1	6/2004	Tomine et al.	
6,480,174	B1	11/2002	Kaufmann et al.		2005/0168824	A1	8/2005	Travers et al.	

* cited by examiner

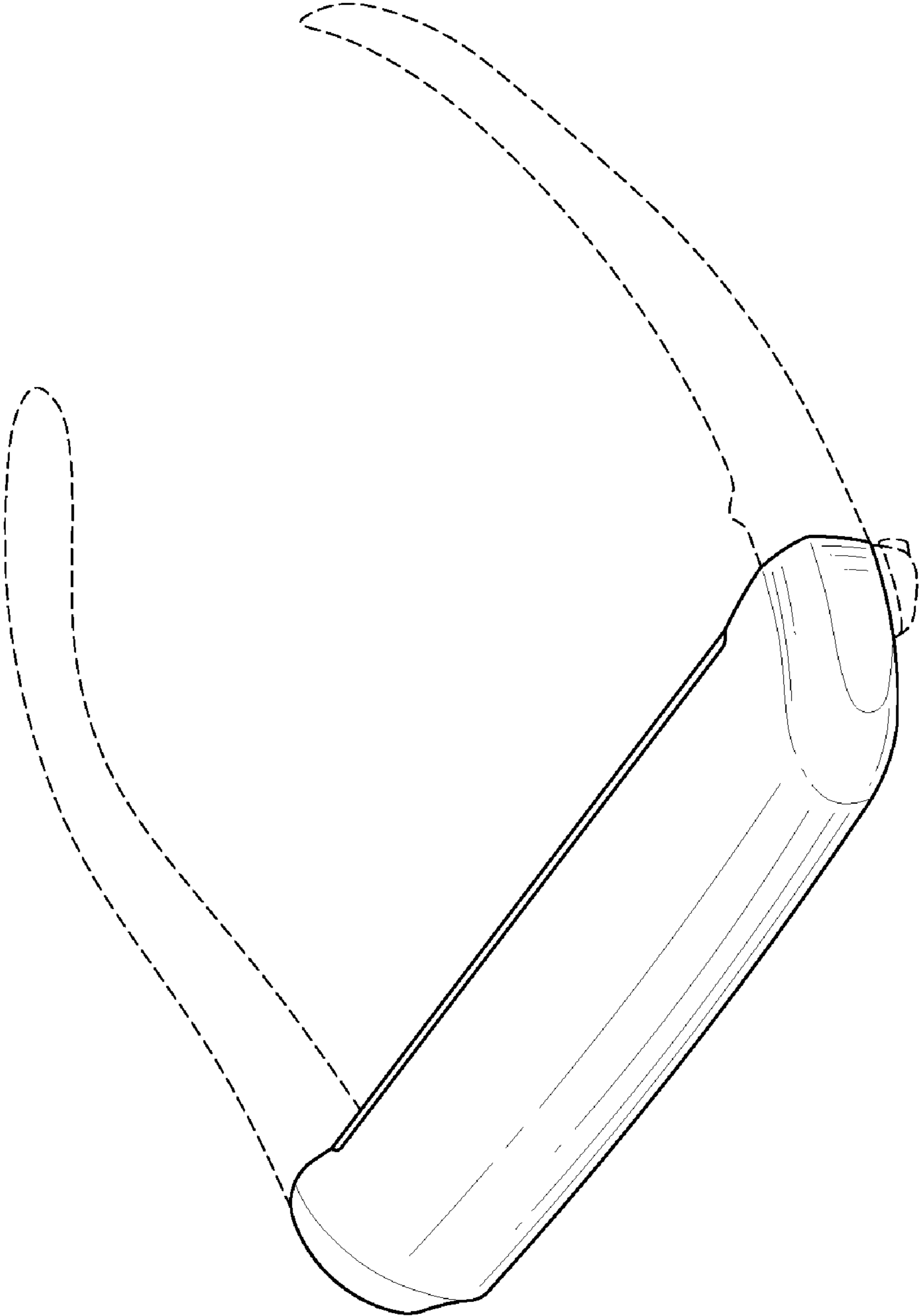


FIG. 1

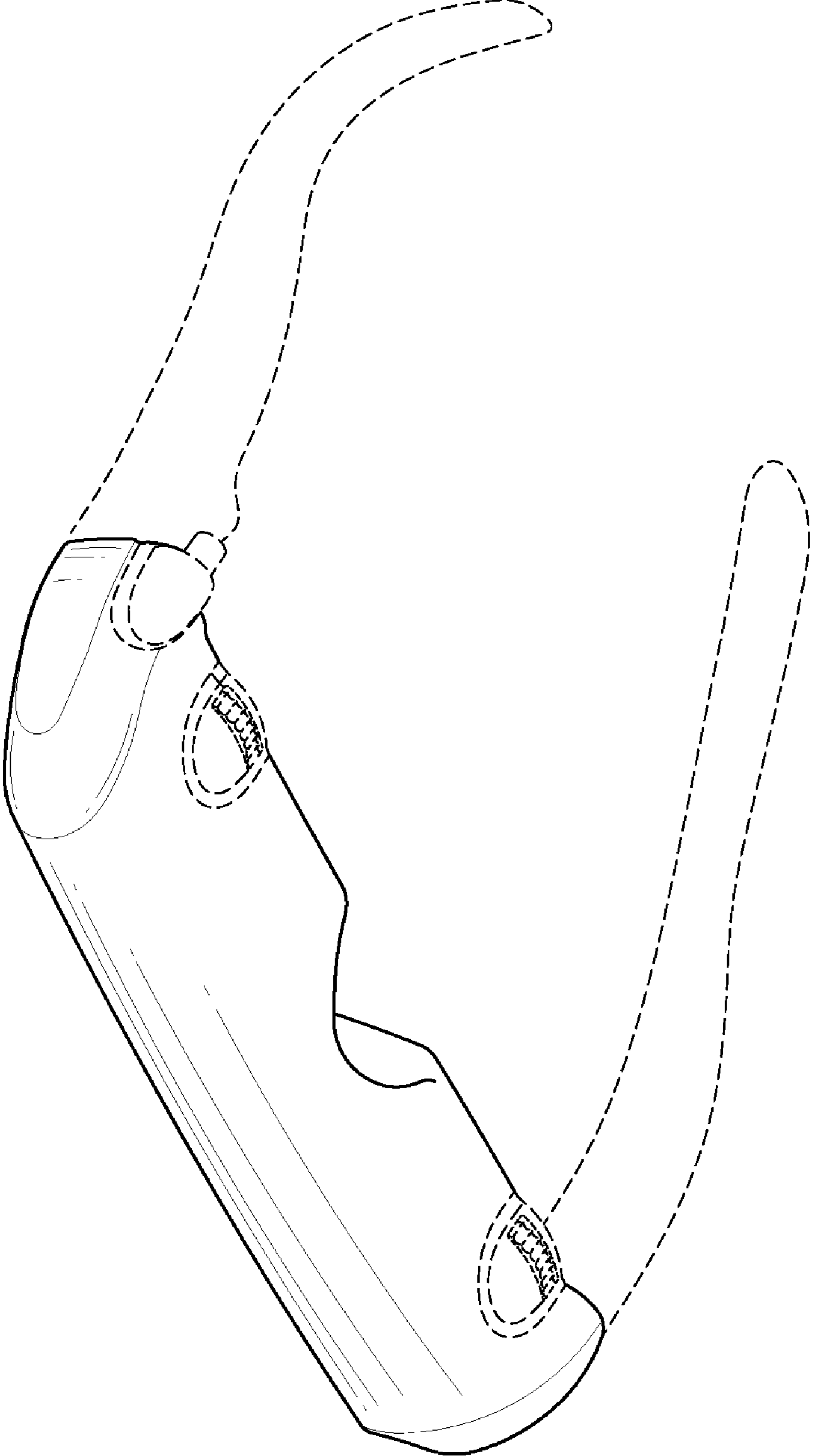


FIG. 2

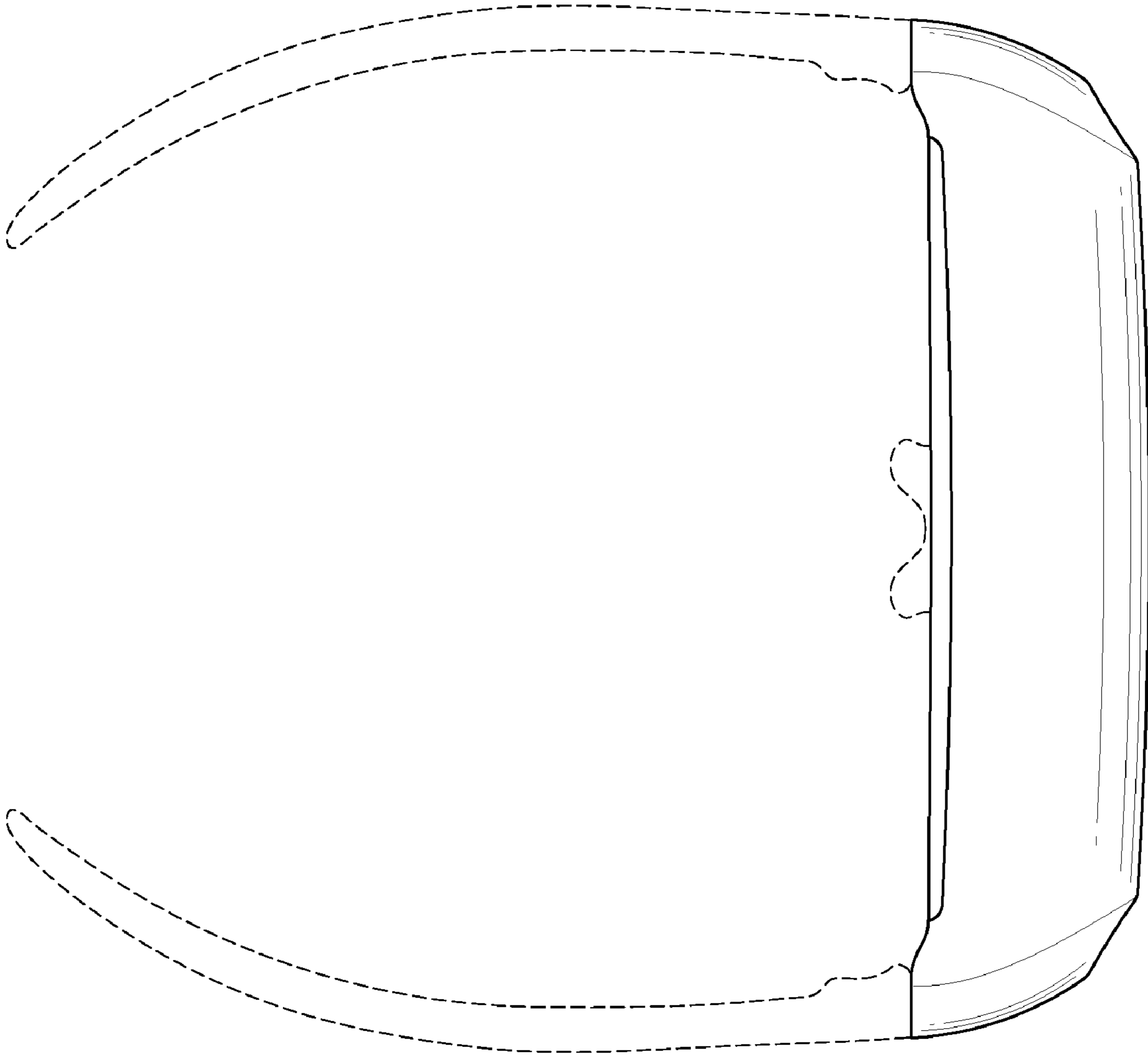


FIG. 3

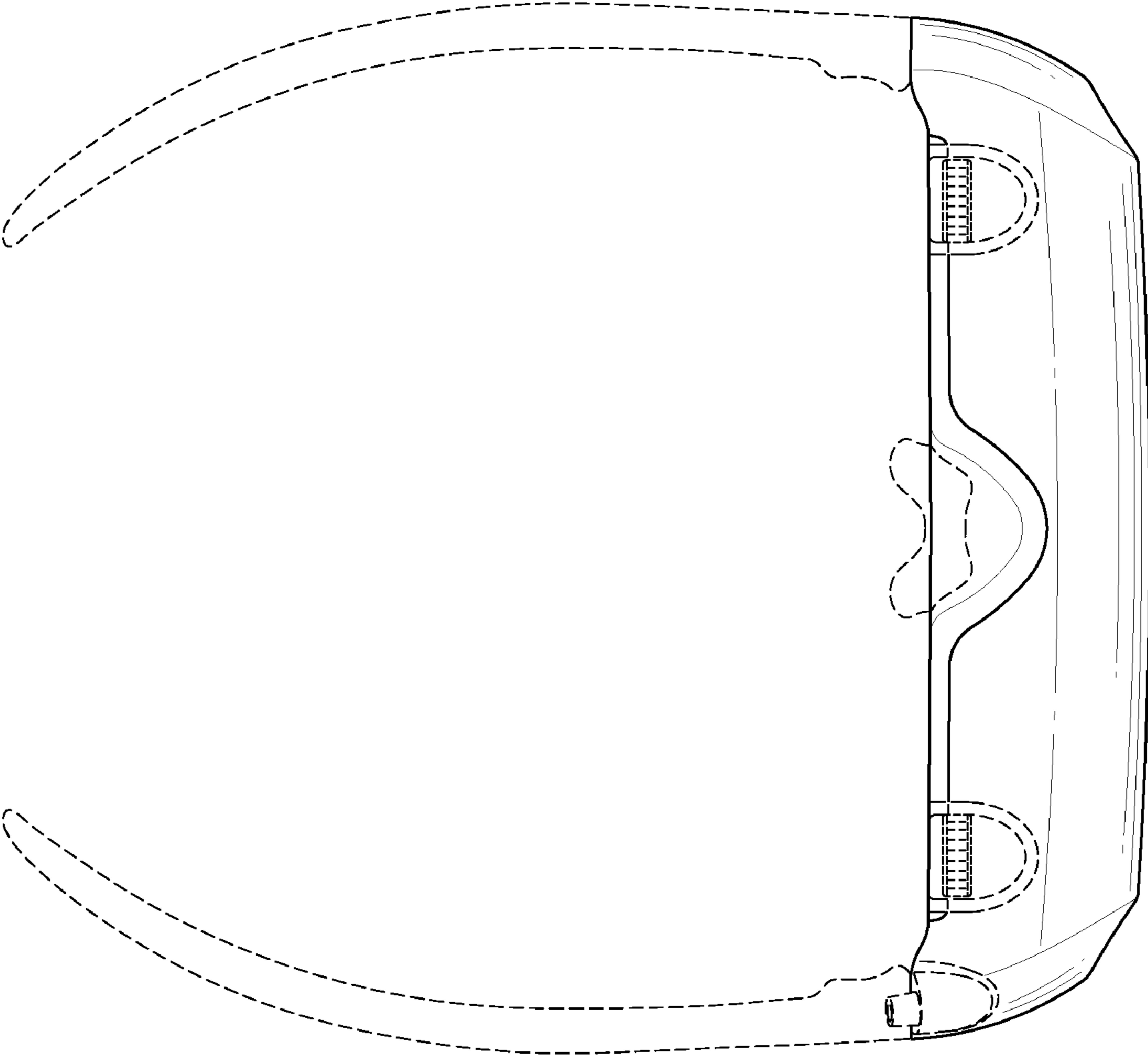


FIG. 4

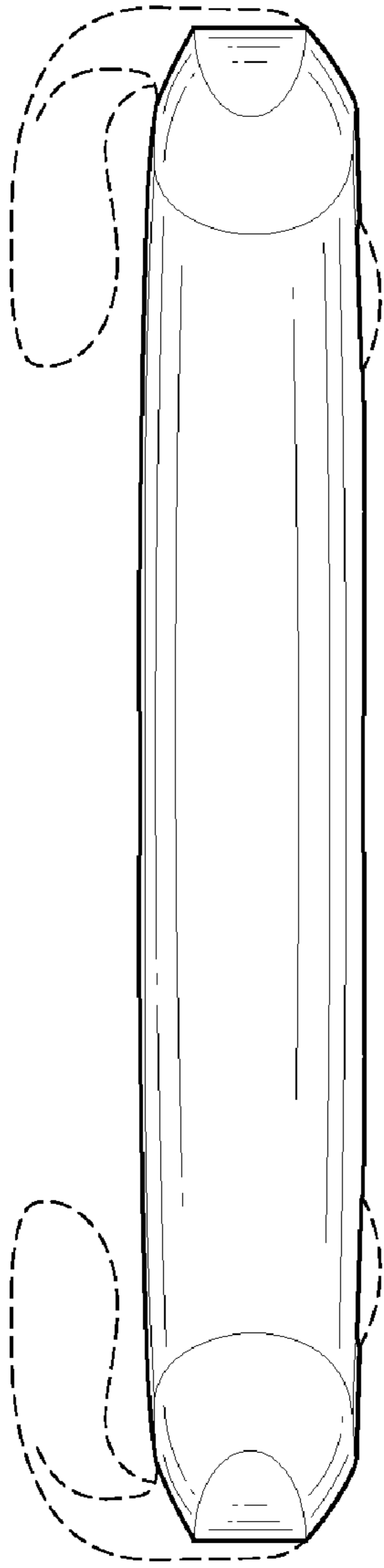


FIG. 5

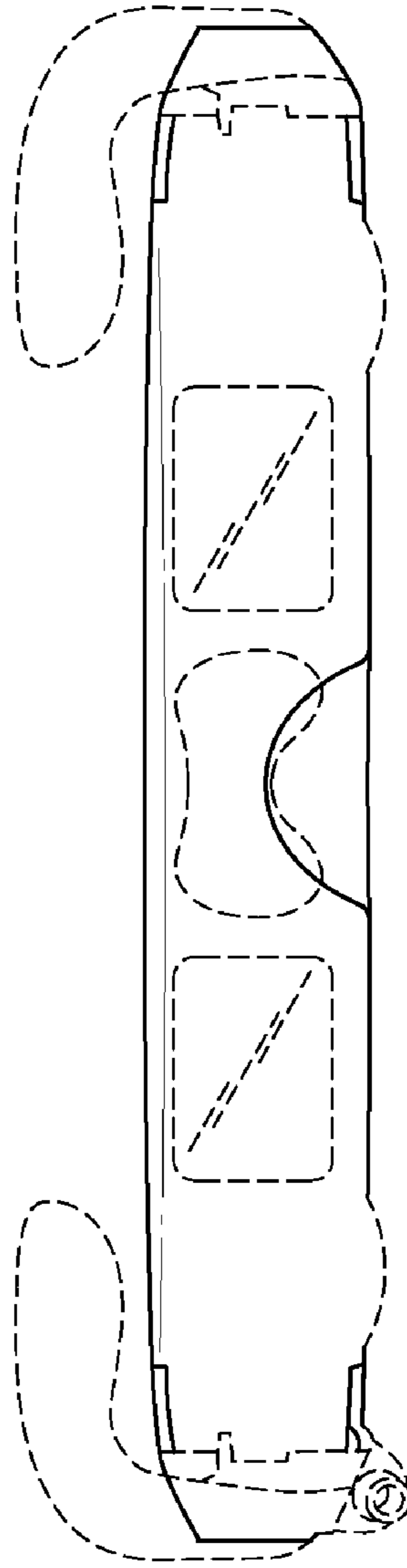


FIG. 6

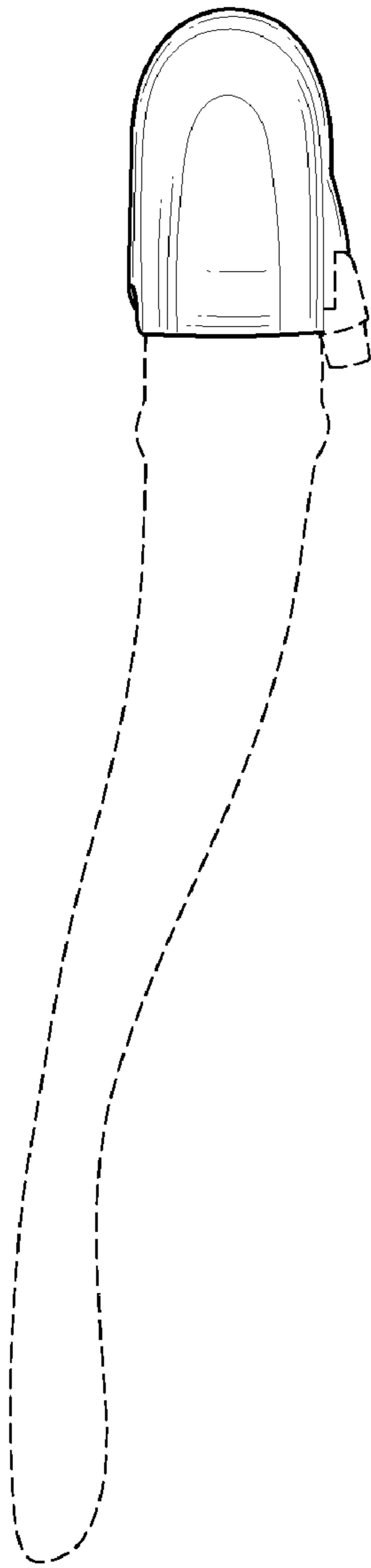


FIG. 7

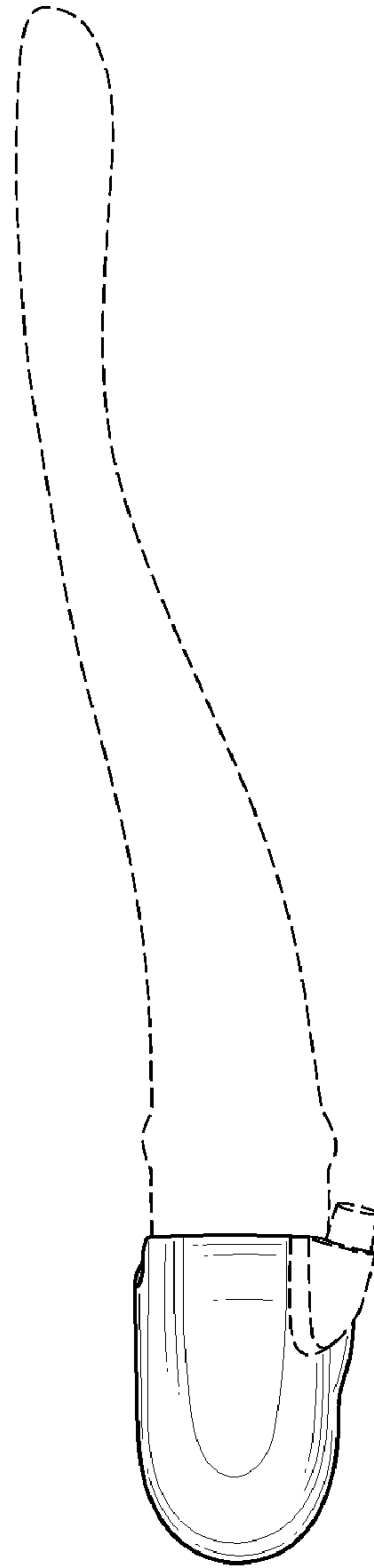


FIG. 8