



US00D566743S

(12) **United States Design Patent**
Shimizu

(10) **Patent No.:** **US D566,743 S**
(45) **Date of Patent:** **** Apr. 15, 2008**

(54) **COMBINED VIDEO CAMERA AND DISC RECORDER**

(75) Inventor: **Minoru Shimizu**, Tokyo (JP)

(73) Assignee: **Sony Corporation**, Tokyo (JP)

(**) Term: **14 Years**

(21) Appl. No.: **29/267,363**

(22) Filed: **Oct. 13, 2006**

(30) **Foreign Application Priority Data**

Jul. 14, 2006 (JP) D2006-018623

(51) **LOC (8) Cl.** **16-01**

(52) **U.S. Cl.** **D16/217**

(58) **Field of Classification Search** D16/200-206,
D16/208, 218; 348/373-376; 358/906;
396/535-541; D14/135, 156, 167-168

See application file for complete search history.

(56) **References Cited**

U.S. PATENT DOCUMENTS

D410,016 S * 5/1999 Maeyama D16/202
D416,929 S * 11/1999 Miyashita D16/202
D446,799 S * 8/2001 Ohki et al. D16/202
D477,009 S 7/2003 Ikenaga
D511,350 S 11/2005 Sumita
D515,123 S * 2/2006 Kojima et al. D16/202
D537,463 S * 2/2007 Sadatsuki D16/219
D544,514 S * 6/2007 Tanifuji et al. D16/202
D546,855 S * 7/2007 Masano et al. D16/202

D546,856 S * 7/2007 Masano et al. D16/202
2005/0140823 A1 * 6/2005 Ishikuro 348/375
2007/0147830 A1 * 6/2007 Amatatsu 396/535

OTHER PUBLICATIONS

Office Action mailed on Mar. 27, 2007 (Japan).
Patent Office Prior Art No. HJ17012628, "News and Information 33", <http://www.sony.jp/CorporateCruise/Press/200601/06-0123B>, Sony Marketing Co., Ltd (Jan. 25, 2006).

* cited by examiner

Primary Examiner—Ian Simmons

Assistant Examiner—Wan Laymon

(74) *Attorney, Agent, or Firm*—Rader, Fishman & Grauer, PLLC

(57) **CLAIM**

The ornamental design for a combined video camera and disc recorder, as shown.

DESCRIPTION

FIG. 1 is a perspective view of a combined video camera and disc recorder showing my new design;

FIG. 2 is a front elevational view thereof;

FIG. 3 is a rear elevational view thereof;

FIG. 4 is a left side elevational view thereof;

FIG. 5 is a right side elevational view thereof;

FIG. 6 is a top plan view thereof; and,

FIG. 7 is a bottom plan view thereof.

1 Claim, 7 Drawing Sheets





FIG. 1



FIG. 2



FIG. 3




FIG. 4




FIG. 5




FIG. 6




FIG. 7