



US00D566721S

(12) **United States Design Patent**  
**Kwon et al.**

(10) **Patent No.:** **US D566,721 S**  
(45) **Date of Patent:** **\*\* Apr. 15, 2008**

(54) **DISPLAY PANEL WITH A GENERATED IMAGE FOR A PDA**

(75) Inventors: **Giang Yoon Kwon**, Guri-si (KR); **Ji Yeon Kwak**, Seoul (KR)

(73) Assignee: **Samsung Electronics Co., Ltd.**, Suwon-Si (KR)

(\*\*) Term: **14 Years**

(21) Appl. No.: **29/267,445**

(22) Filed: **Oct. 16, 2006**

(30) **Foreign Application Priority Data**

Apr. 17, 2006 (KR) ..... 30-2006-0014265

(51) **LOC (8) Cl.** ..... **14-04**

(52) **U.S. Cl.** ..... **D14/486**

(58) **Field of Classification Search** ..... D14/485-495;  
715/505, 509, 700, 703, 712, 715, 718, 719,  
715/726, 730, 732, 739, 748, 757, 759, 762,  
715/763, 768, 776, 779, 781, 808, 809, 810,  
715/811, 812, 813, 814, 815, 816, 817, 818,  
715/819, 820, 821, 822, 823, 824, 825, 826,  
715/828, 829, 835, 836, 837, 838, 839, 840,  
715/841, 842, 843, 844, 845, 846, 847, 848,  
715/849, 850, 861, 864, 866, 867, 908, 961;  
715/962, 963, 970.1, 976, 977; 345/420,  
345/426, 427, 628, 646, 902, 949, 953, 955  
See application file for complete search history.

(56) **References Cited**

**U.S. PATENT DOCUMENTS**

6,023,267 A \* 2/2000 Chapuis et al. .... 715/810

6,421,067	B1 *	7/2002	Kamen et al.	715/719
6,496,122	B2 *	12/2002	Sampsell	340/825.69
6,518,968	B1 *	2/2003	Ritter et al.	345/426
6,618,057	B1 *	9/2003	Kim	715/719
6,734,879	B2 *	5/2004	Hasha et al.	715/737
D519,519	S *	4/2006	Vong	D14/488
7,073,124	B1 *	7/2006	Suetsugu et al.	715/700
7,150,031	B1 *	12/2006	Rodriguez et al.	725/58
2006/0031776	A1 *	2/2006	Glein et al.	715/779
2007/0028270	A1 *	2/2007	Ostojic et al.	725/53
2007/0083911	A1 *	4/2007	Madden et al.	725/135

\* cited by examiner

*Primary Examiner*—Cathron Brooks

*Assistant Examiner*—Angela J Lee

(74) *Attorney, Agent, or Firm*—Staas & Halsey LLP

(57) **CLAIM**

The ornamental design for the display panel with a generated image for a PDA, as shown and described.

**DESCRIPTION**

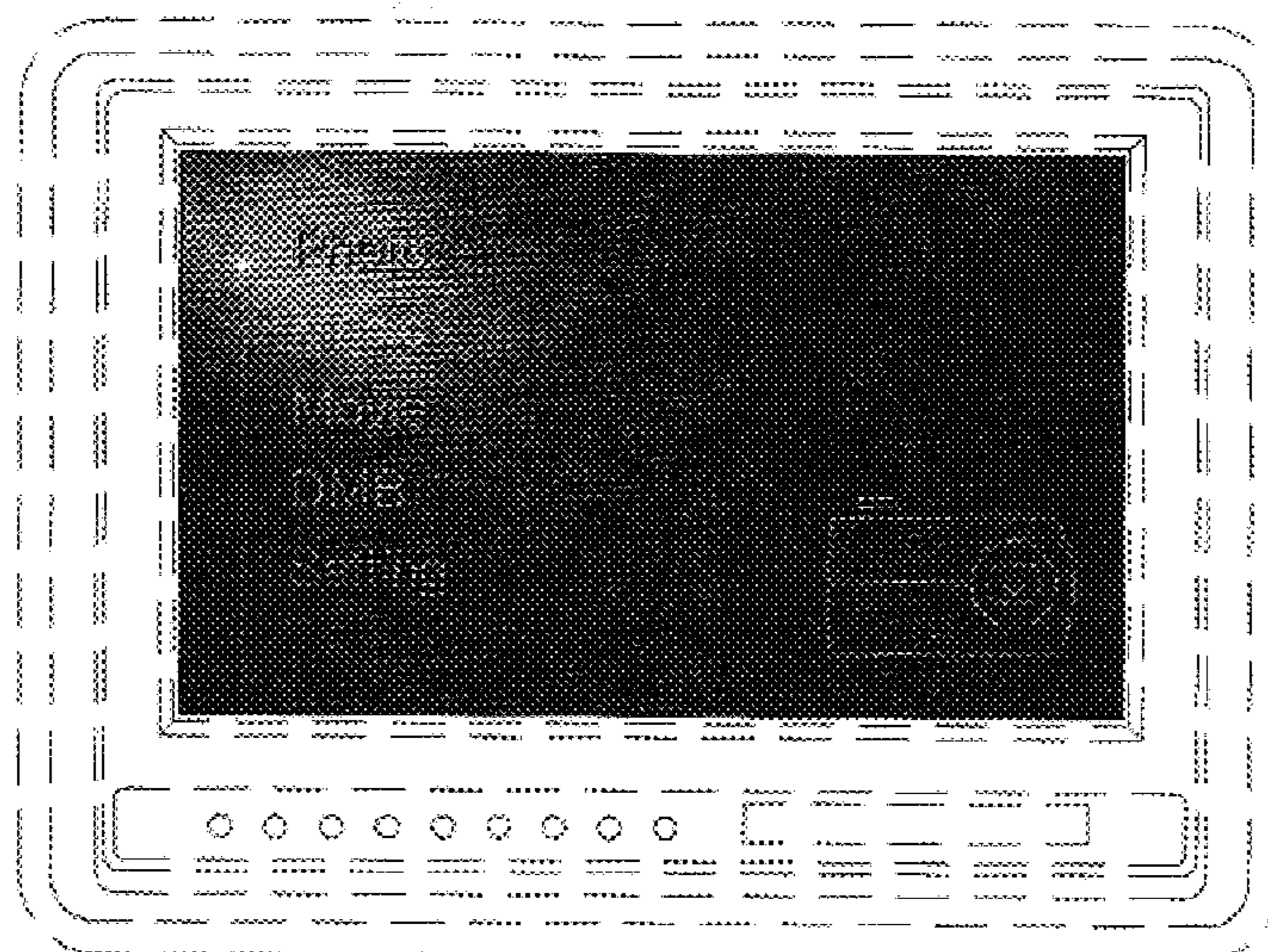
FIG. 1 is a perspective view of a display panel with a generated image for a PDA;

FIG. 2 is a front view of the display panel with a generated image for a PDA of FIG. 1; and,

FIG. 3 is an enlarged front view of the display panel with a generated image for a PDA of FIG. 1.

The broken line showing of the display panel is included for the purpose of illustrating portions of the article and forms no part of the claimed design.

**1 Claim, 3 Drawing Sheets**



**FIG. 1**

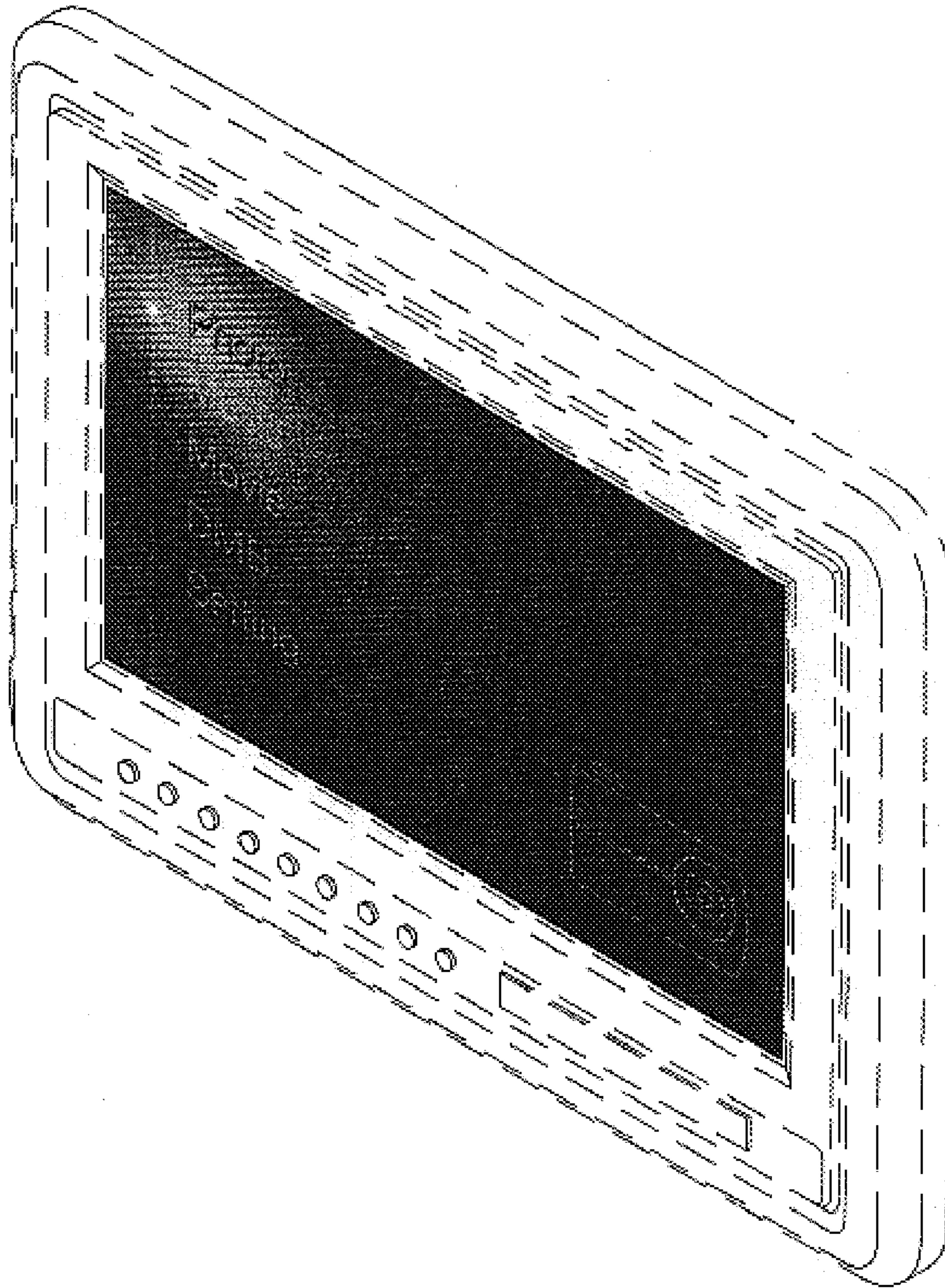




FIG. 2




FIG. 3

