

US00D566704S

(12) **United States Design Patent**  
**Cutting**

(10) **Patent No.:** **US D566,704 S**  
(45) **Date of Patent:** **\*\* Apr. 15, 2008**

(54) **MEDIA CENTER**

(75) Inventor: **Timothy Cutting**, Los Gatos, CA (US)

(73) Assignee: **Niveus Media, Inc.**, Milpitas, CA (US)

(\*\*) Term: **14 Years**

(21) Appl. No.: **29/266,146**

(22) Filed: **Sep. 14, 2006**

(51) **LOC (8) Cl.** ..... **14-02**

(52) **U.S. Cl.** ..... **D14/313; D14/496**

(58) **Field of Classification Search** ..... D14/300,  
D14/301, 313-4, 214, 356, 361-3, 368, 496;  
D13/162, 184, 199; 312/223.1, 223.2; 369/34.01,  
369/36.01; 379/93.01; 720/613  
See application file for complete search history.

(56) **References Cited**

**U.S. PATENT DOCUMENTS**

D321,343 S *	11/1991	Feer et al. ....	D14/242
D386,752 S *	11/1997	Han .....	D14/348
D413,333 S *	8/1999	Kitajima et al. ....	D14/242
D413,873 S *	9/1999	Daly et al. ....	D14/348
D415,120 S *	10/1999	Daly et al. ....	D14/348
D425,494 S *	5/2000	Okonogi et al. ....	D14/348
D463,413 S *	9/2002	Harris .....	D14/240
D474,180 S *	5/2003	Searby et al. ....	D14/313
6,589,308 B1 *	7/2003	Gianelo .....	55/385.6
6,614,651 B2 *	9/2003	Chi et al. ....	361/683

D481,366 S *	10/2003	Lee .....	D14/313
D494,172 S *	8/2004	Asai .....	D14/368
D500,324 S *	12/2004	Hussaini et al. ....	D14/496

**OTHER PUBLICATIONS**

[http://www.niveusmedia.com/gallery/gal\\_Rainier.htm](http://www.niveusmedia.com/gallery/gal_Rainier.htm), Jul. 24, 2007.\*

\* cited by examiner

*Primary Examiner*—Robin V. Webster

*Assistant Examiner*—Karen E Kearney

(74) *Attorney, Agent, or Firm*—Blakely Sokoloff Taylor Zafman LLP

(57) **CLAIM**

The ornamental design for a media center, as shown and described.

**DESCRIPTION**

FIG. 1 is a perspective view of a media center, showing my new design.

FIG. 2 is a second perspective view thereof.

FIG. 3 is a third perspective view thereof.

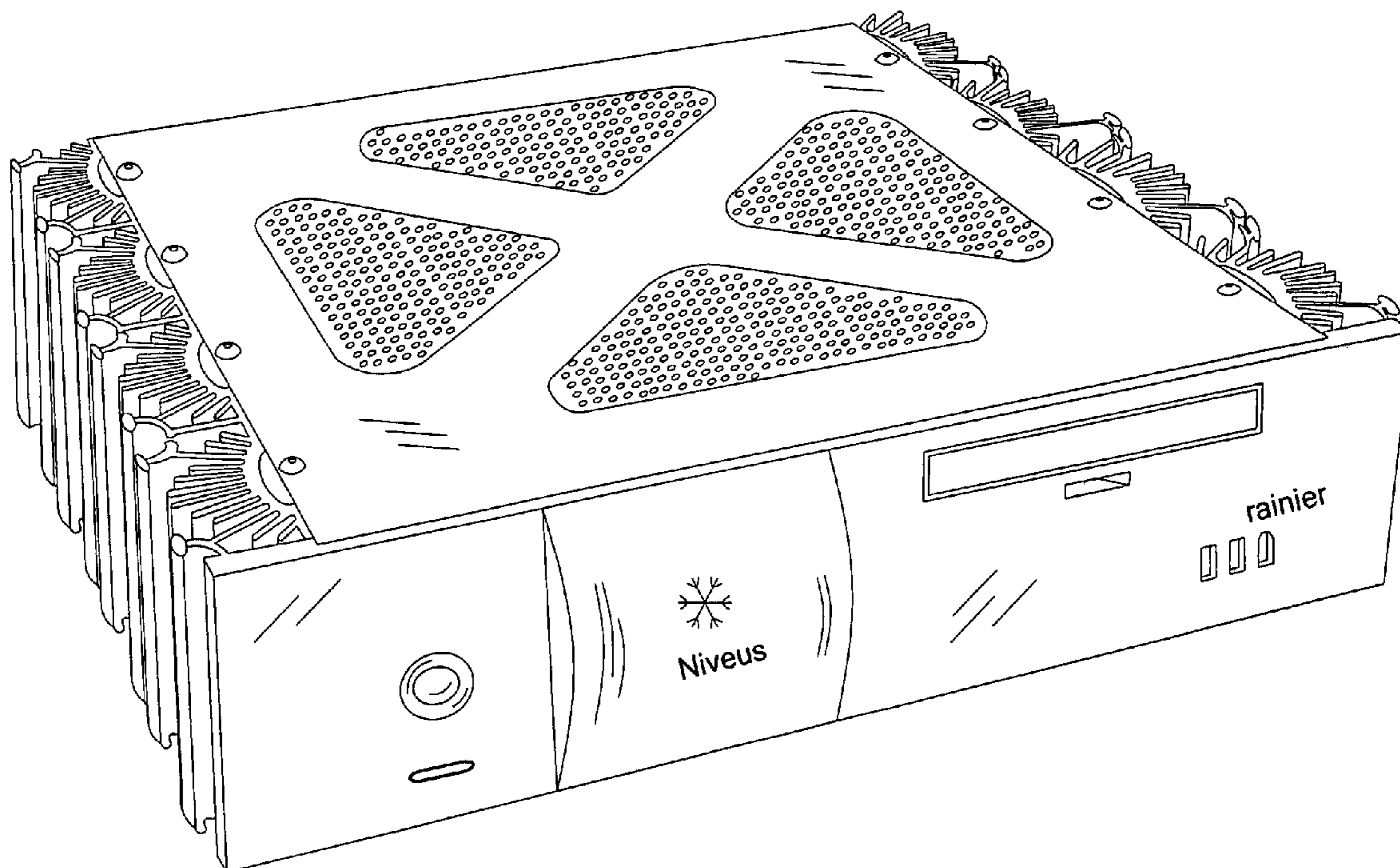
FIG. 4 is a fourth perspective view thereof.

FIG. 5 is a front view thereof.

FIG. 6 is a back view thereof; and,

FIG. 7 is a top view thereof.

**1 Claim, 7 Drawing Sheets**



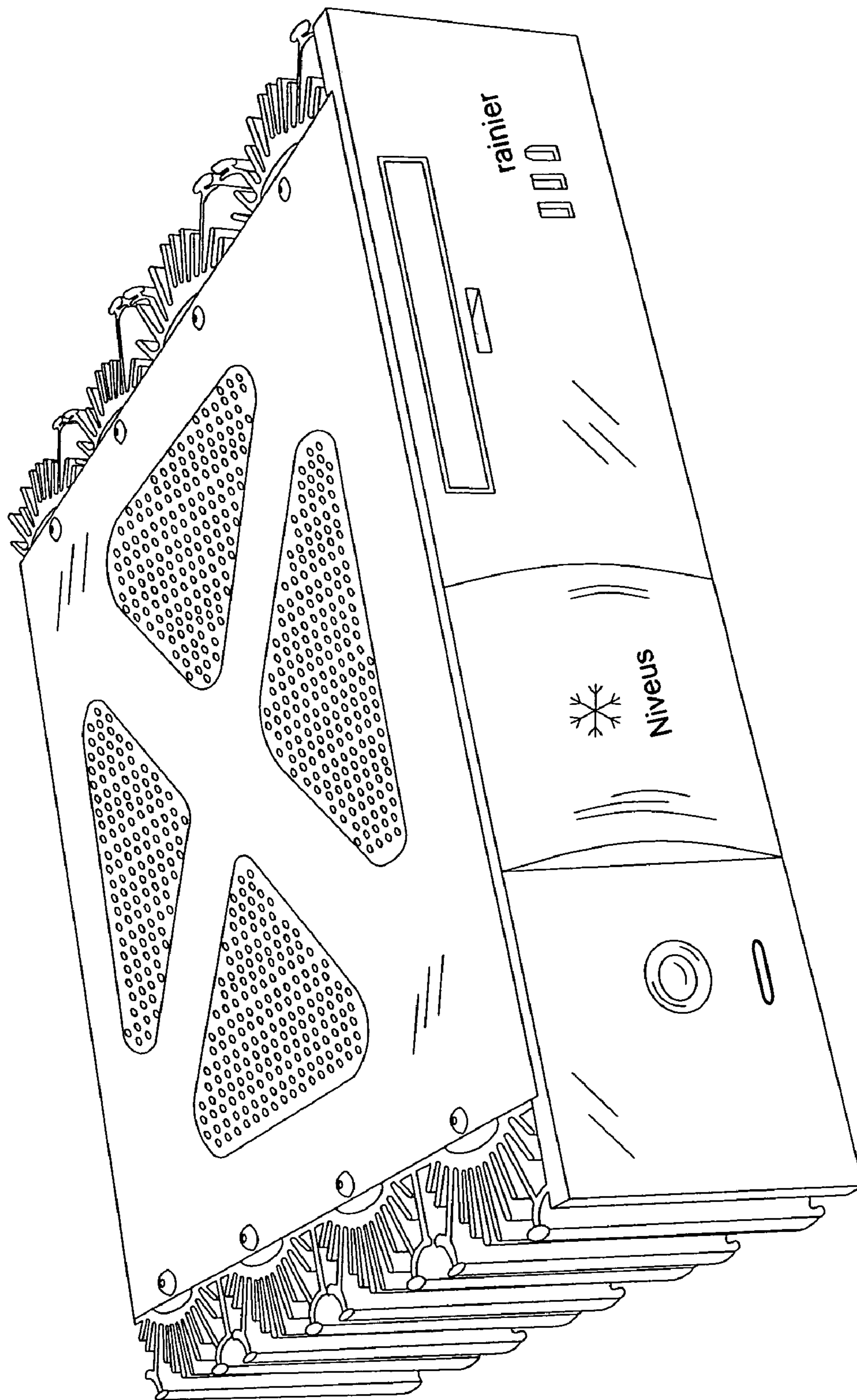


FIG. 1

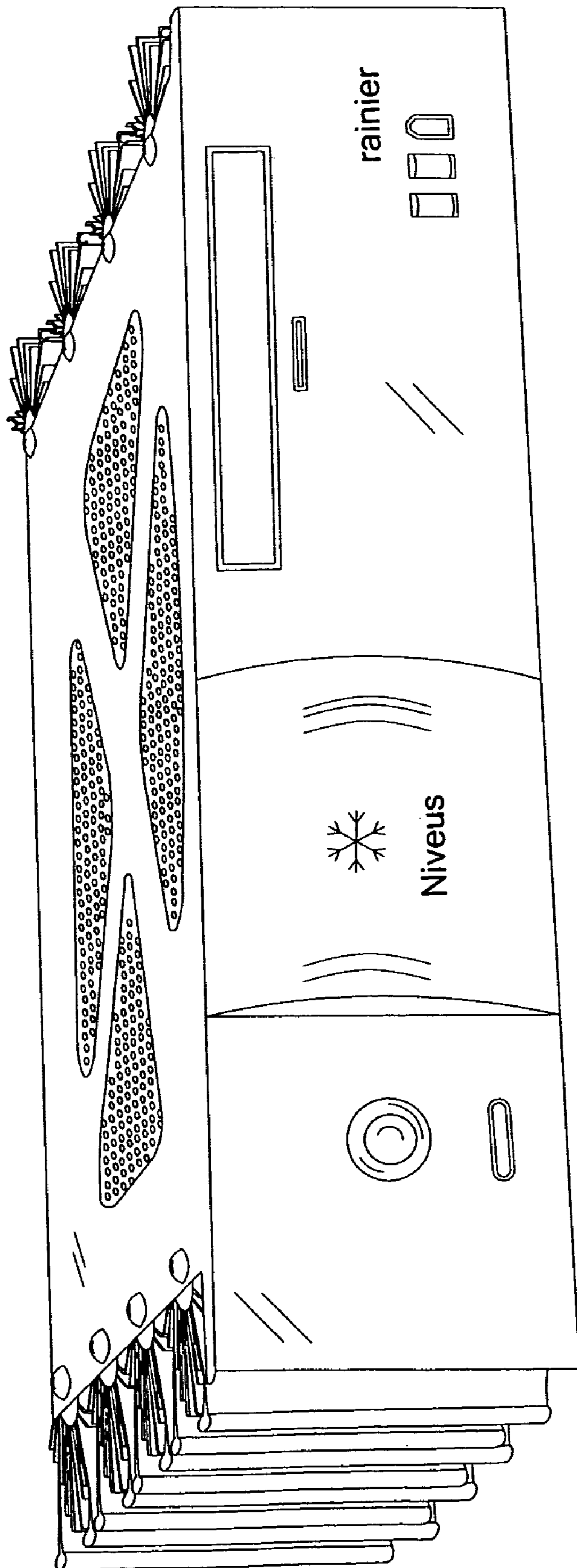


FIG. 2

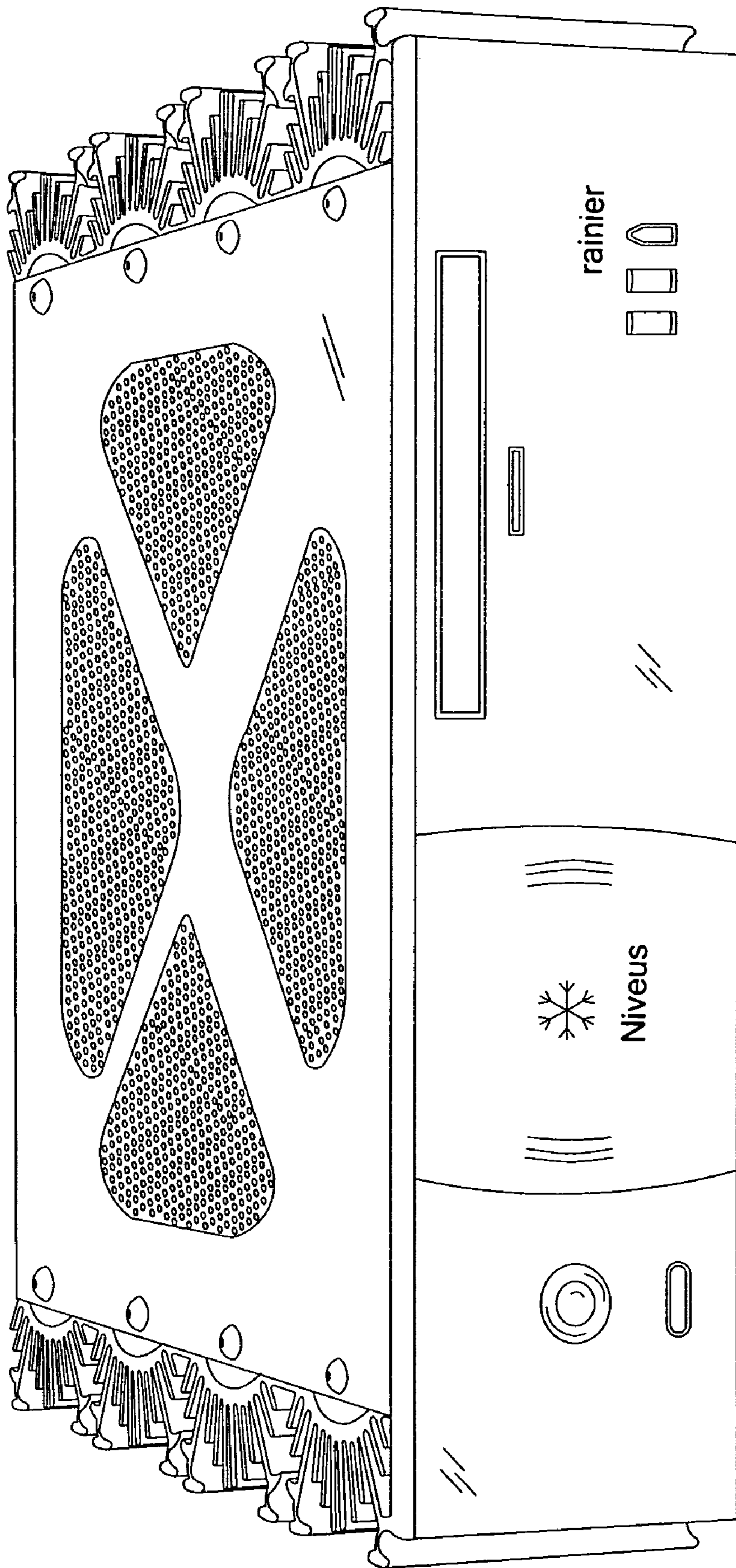


FIG. 3

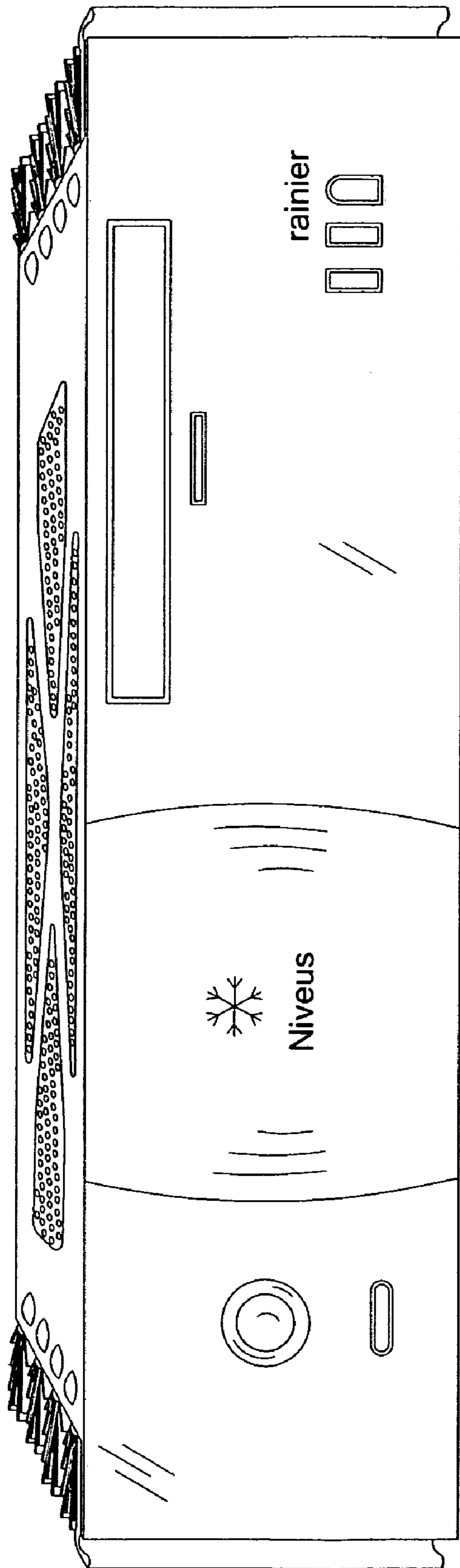


FIG. 4

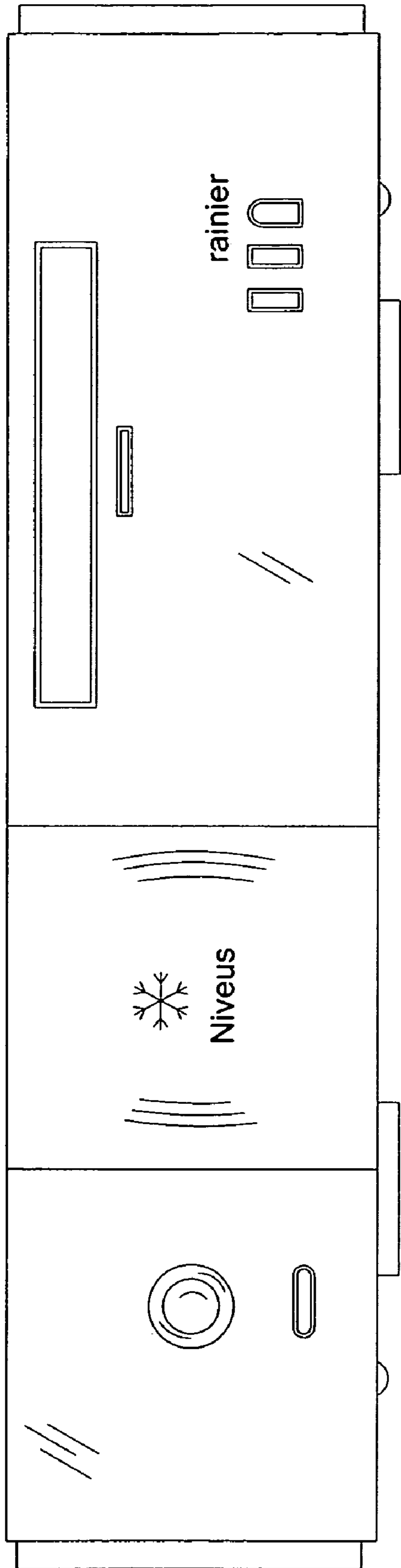


FIG. 5

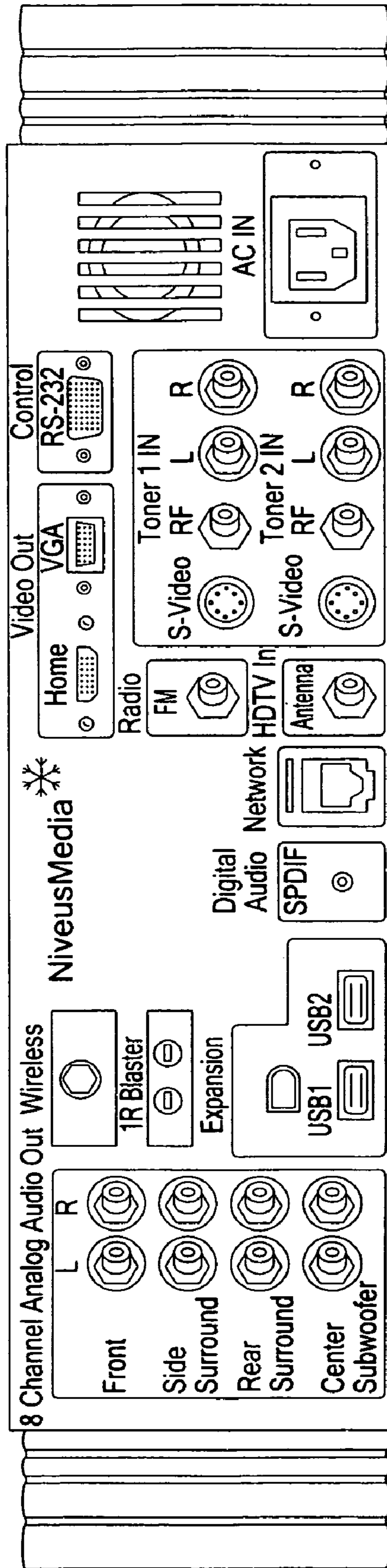


FIG. 6

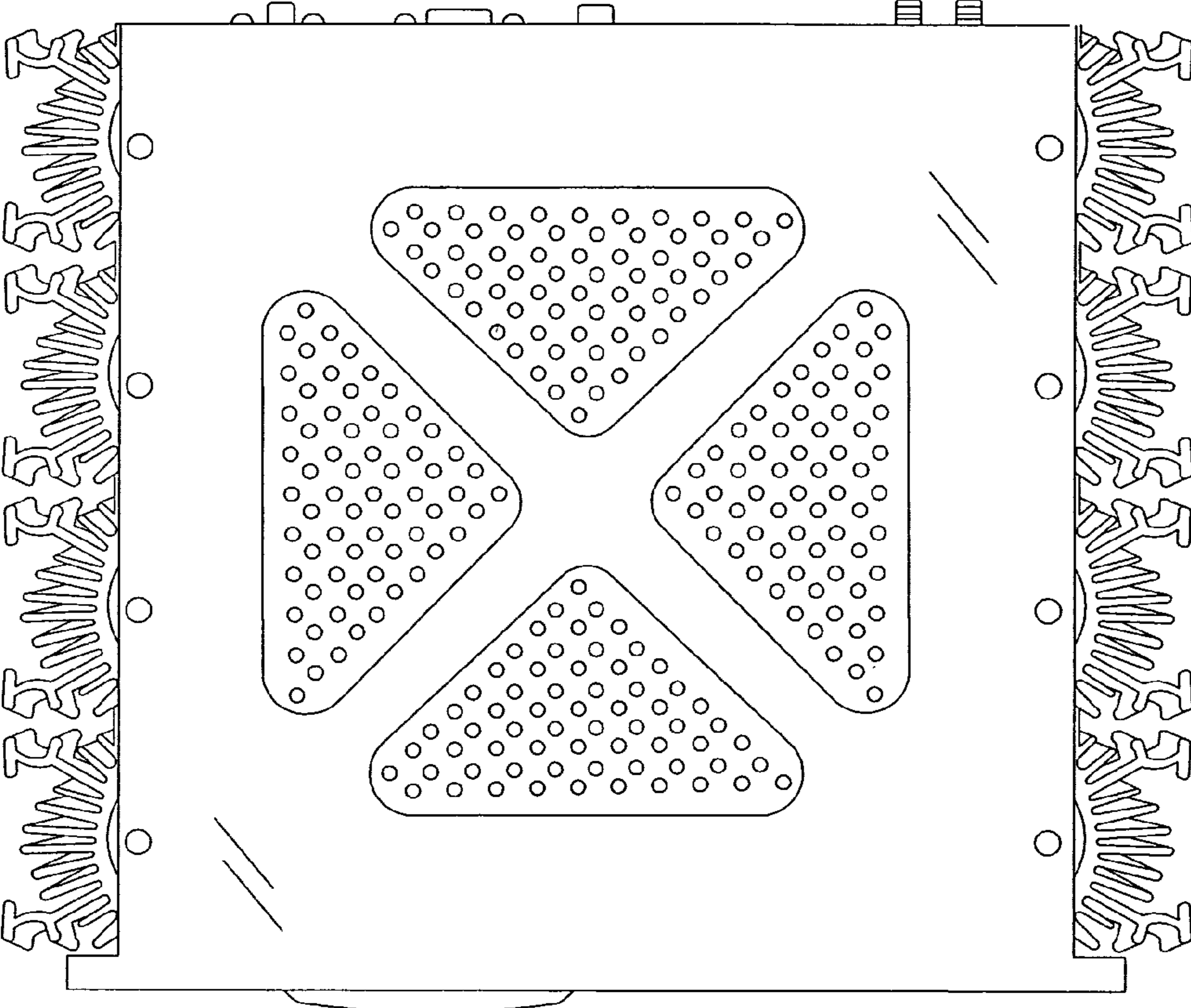


FIG. 7