



US00D566697S

(12) **United States Design Patent**
Nielsen et al.

(10) **Patent No.: US D566,697 S**

(45) **Date of Patent: ** Apr. 15, 2008**

(54) **WIRELESS HEADSET BASE**

(75) Inventors: **Morten Nielsen**, Frederiksberg (DK);
Jonas Christiansen, Soborg (DK);
Claus Jepsen, Arhus (DK)

(73) Assignee: **GN Netcom A/S**, Ballerup (DK)

(**) Term: **14 Years**

(21) Appl. No.: **29/264,957**

(22) Filed: **Aug. 22, 2006**

(30) **Foreign Application Priority Data**

Mar. 3, 2006 (EM) 000488374

(51) **LOC (8) Cl.** **14-01**

(52) **U.S. Cl.** **D14/224**

(58) **Field of Classification Search** D14/205,
D14/206, 223, 137-138, 140-142, 148-149,
D14/224, 251, 253; D13/107-108, 110;
381/183, 187, 188, 430; 248/176.1, 177.1;
320/110, 113; D16/242; D24/174
See application file for complete search history.

(56) **References Cited**

U.S. PATENT DOCUMENTS

D211,185 S * 5/1968 Medina D13/108
D221,081 S * 7/1971 Kahn D13/110
5,656,914 A * 8/1997 Nagele et al. 320/110
D398,280 S * 9/1998 Home D12/218
D417,431 S * 12/1999 Okura et al. D13/108
D459,299 S * 6/2002 Hughes et al. D13/108

D468,305 S * 1/2003 Ma et al. D14/253
D471,578 S * 3/2003 Okuley D16/242
D484,983 S * 1/2004 Nielsen D24/174
D494,574 S * 8/2004 Schmidt et al. D14/240
D496,029 S * 9/2004 Skulley et al. D14/224
D508,458 S * 8/2005 Solland et al. D13/108
D512,991 S * 12/2005 Yano D14/223
D519,975 S * 5/2006 Skulley et al. D14/149
D526,313 S * 8/2006 Murray D14/223
D533,540 S * 12/2006 Murray D14/205

* cited by examiner

Primary Examiner—Paula A. Greene

(74) *Attorney, Agent, or Firm*—Altera Law Group, LLC

(57) **CLAIM**

The ornamental design for wireless headset base, as shown and described.

DESCRIPTION

FIG. 1 is a perspective view of the wireless headset base thereof.

FIG. 2 is a back view of the wireless headset base thereof.

FIG. 3 is a bottom view of the wireless headset base thereof.

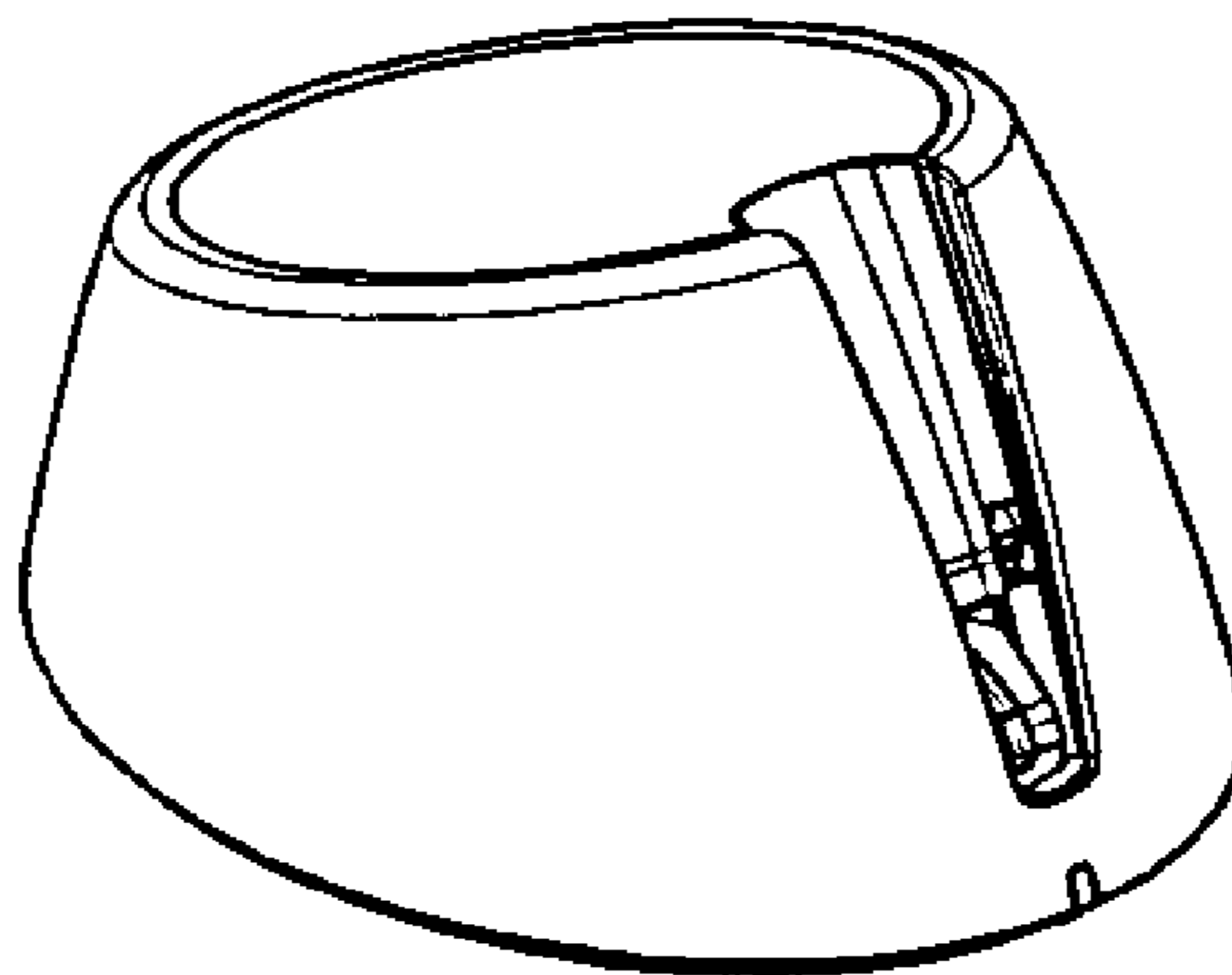
FIG. 4 is a side view of the wireless headset base thereof.

FIG. 5 is a front view of the wireless headset base thereof.

FIG. 6 is a side view of the wireless headset base thereof; and,

FIG. 7 is a top view of the wireless headset base thereof.

1 Claim, 1 Drawing Sheet



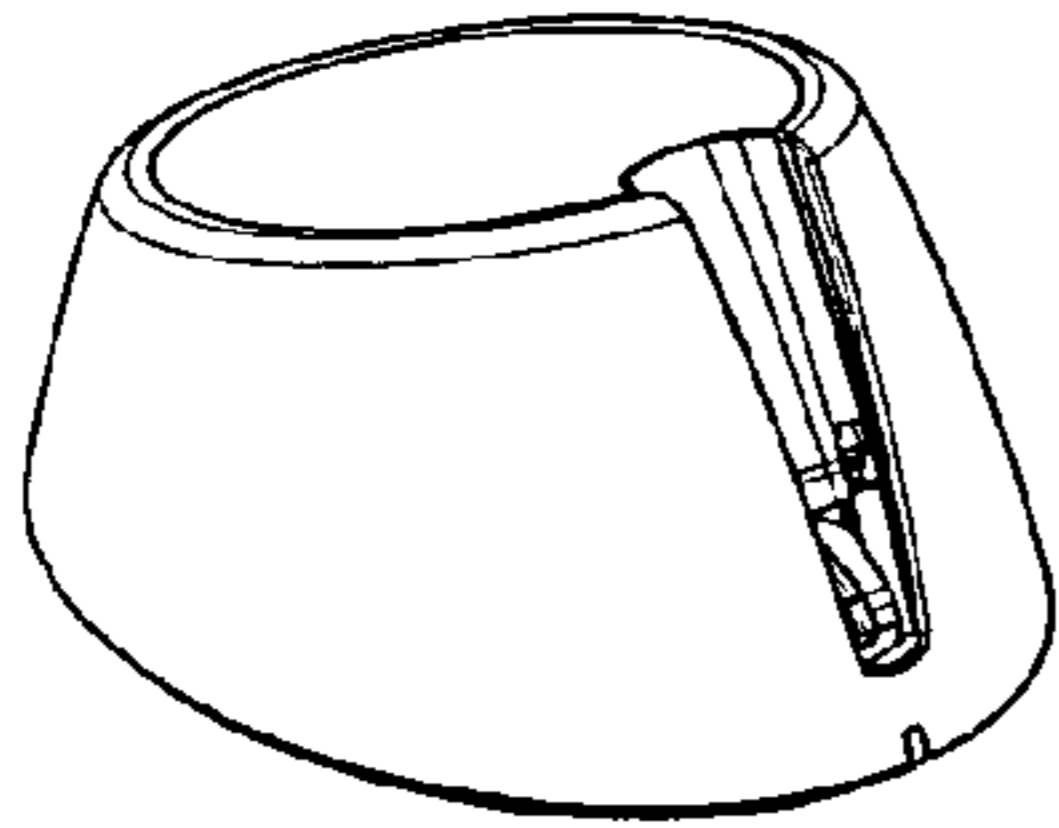


Figure 1

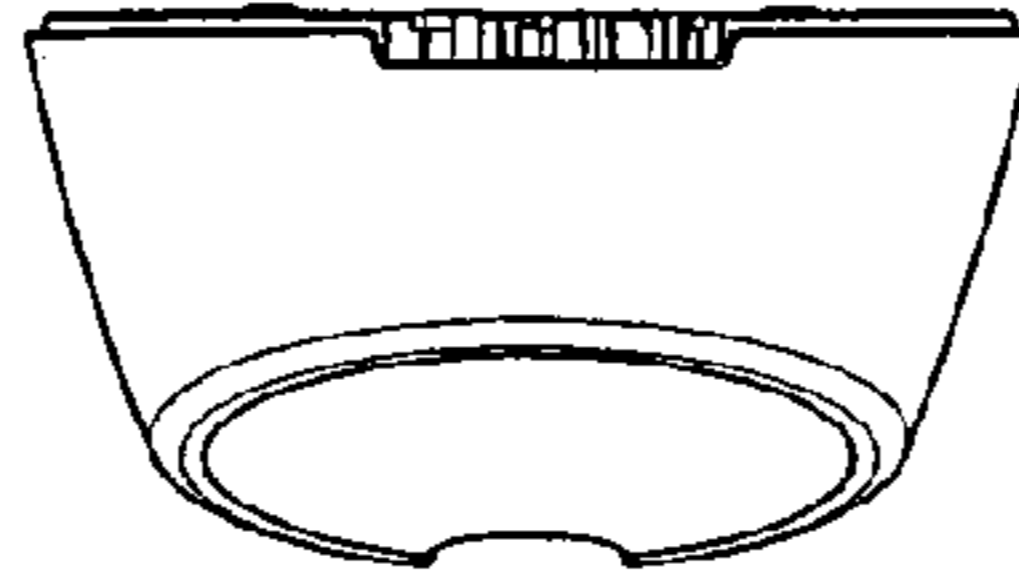


Figure 2

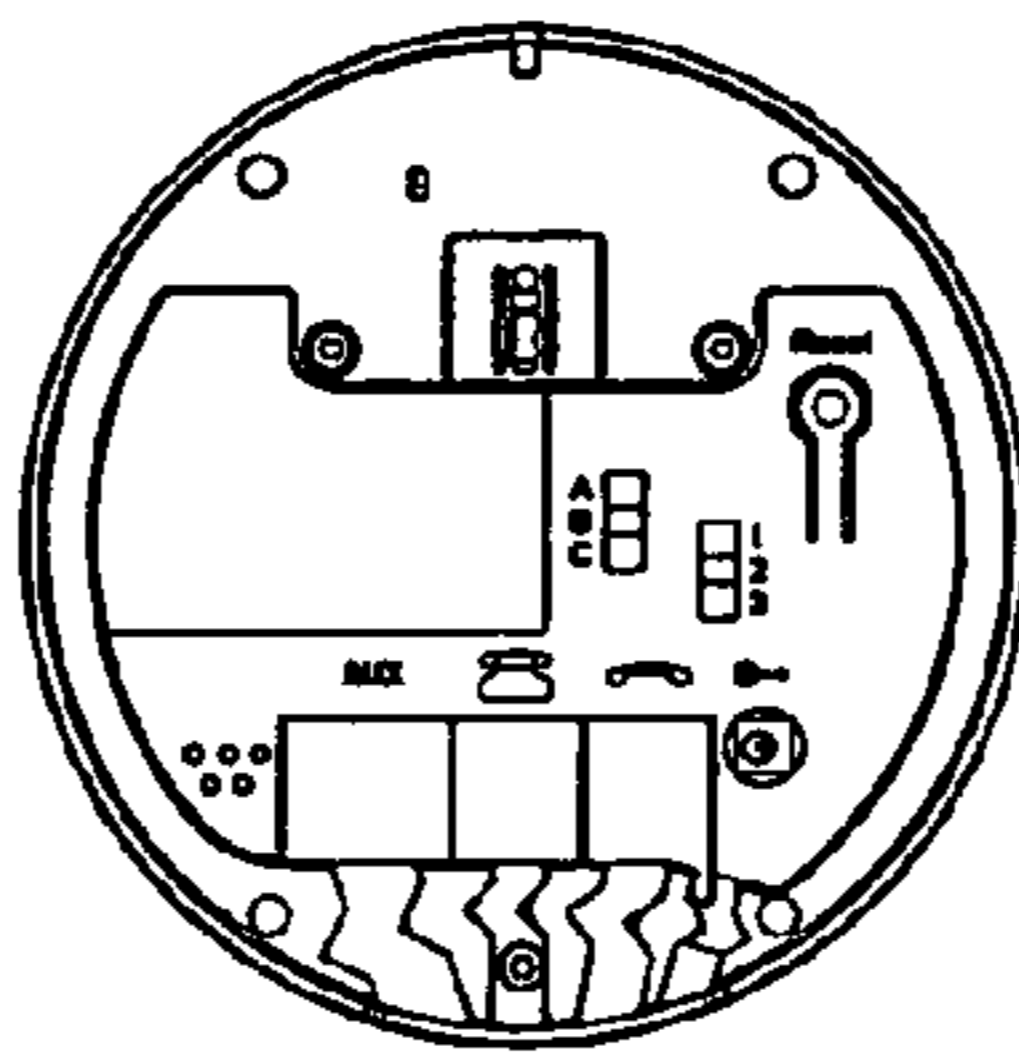


Figure 3

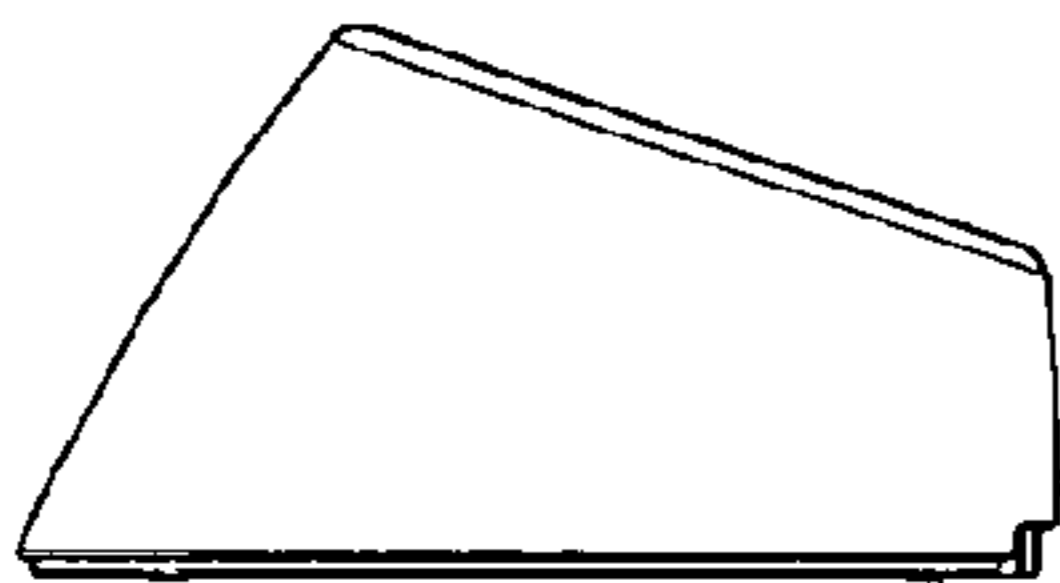


Figure 4

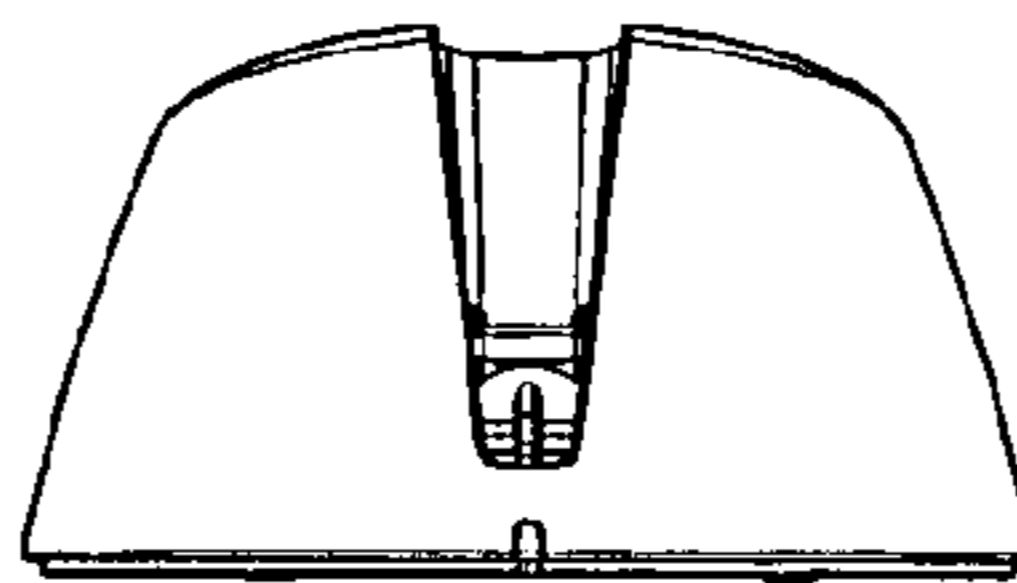


Figure 5

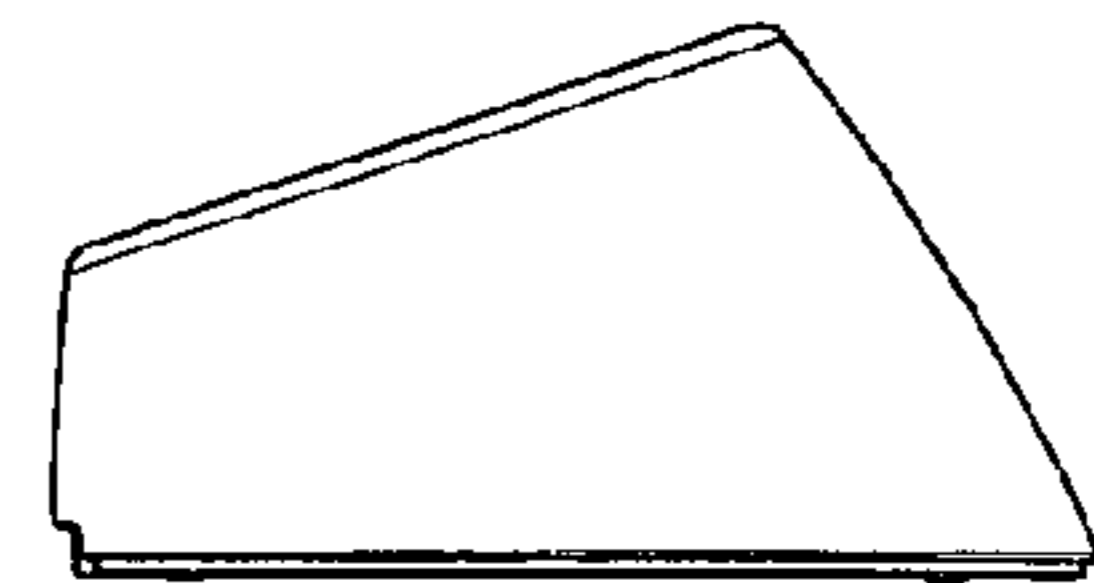


Figure 6




Figure 7