



US00D566688S

(12) **United States Design Patent**
Wang

(10) **Patent No.:** **US D566,688 S**
(45) **Date of Patent:** **** Apr. 15, 2008**

(54) **HEADPHONE**

(76) **Inventor:** **Ching-chi Wang**, Chilin Cheng
Industrial District, Chashan, Dongguan,
Guangdong (CN)

(**) **Term:** **14 Years**

(21) **Appl. No.:** **29/277,836**

(22) **Filed:** **Mar. 12, 2007**

(51) **LOC (8) Cl.** **14-01**

(52) **U.S. Cl.** **D14/206**

(58) **Field of Classification Search** D14/144,
D14/147, 165, 192, 198, 205–206, 223; D29/112;
2/209.3, 410; 181/129–130; 381/370–371,
381/374, 376, 377–379; 379/430, 440, 433.01;
D21/483, 516–517; 455/565, 575.2; 29/594
See application file for complete search history.

(56) **References Cited**

U.S. PATENT DOCUMENTS

3,167,619	A *	1/1965	Palmaer	2/209.3
D254,183	S *	2/1980	Doodson	D14/205
D328,461	S *	8/1992	Daido et al.	D14/205
D333,137	S *	2/1993	Burke	D14/206
5,185,807	A *	2/1993	Bergin et al.	381/378
D353,818	S *	12/1994	Nakamura	D14/205
5,406,037	A *	4/1995	Nageno et al.	181/129
D394,058	S *	5/1998	Fitzgerald	D14/142

5,793,878	A *	8/1998	Chang	381/370
D409,197	S *	5/1999	Nakamura	D14/205
D441,734	S *	5/2001	Fitzgerald	D14/142
D443,603	S *	6/2001	Taylor et al.	D14/206
D449,290	S *	10/2001	Taylor et al.	D14/206
D456,379	S *	4/2002	Fitzgerald	D14/142
D457,512	S *	5/2002	Yoneda	D14/205
D458,597	S *	6/2002	Davies et al.	D14/206
D504,883	S *	5/2005	Jacobson et al.	D14/192
D556,187	S *	11/2007	Feng	D14/205

* cited by examiner

Primary Examiner—Paula A. Greene

(57) **CLAIM**

The ornamental design for a headphone, as shown.

DESCRIPTION

FIG. 1 is a front elevational view of a headphone showing my new design;

FIG. 2 is a rear elevational view thereof;

FIG. 3 is a left side view thereof;

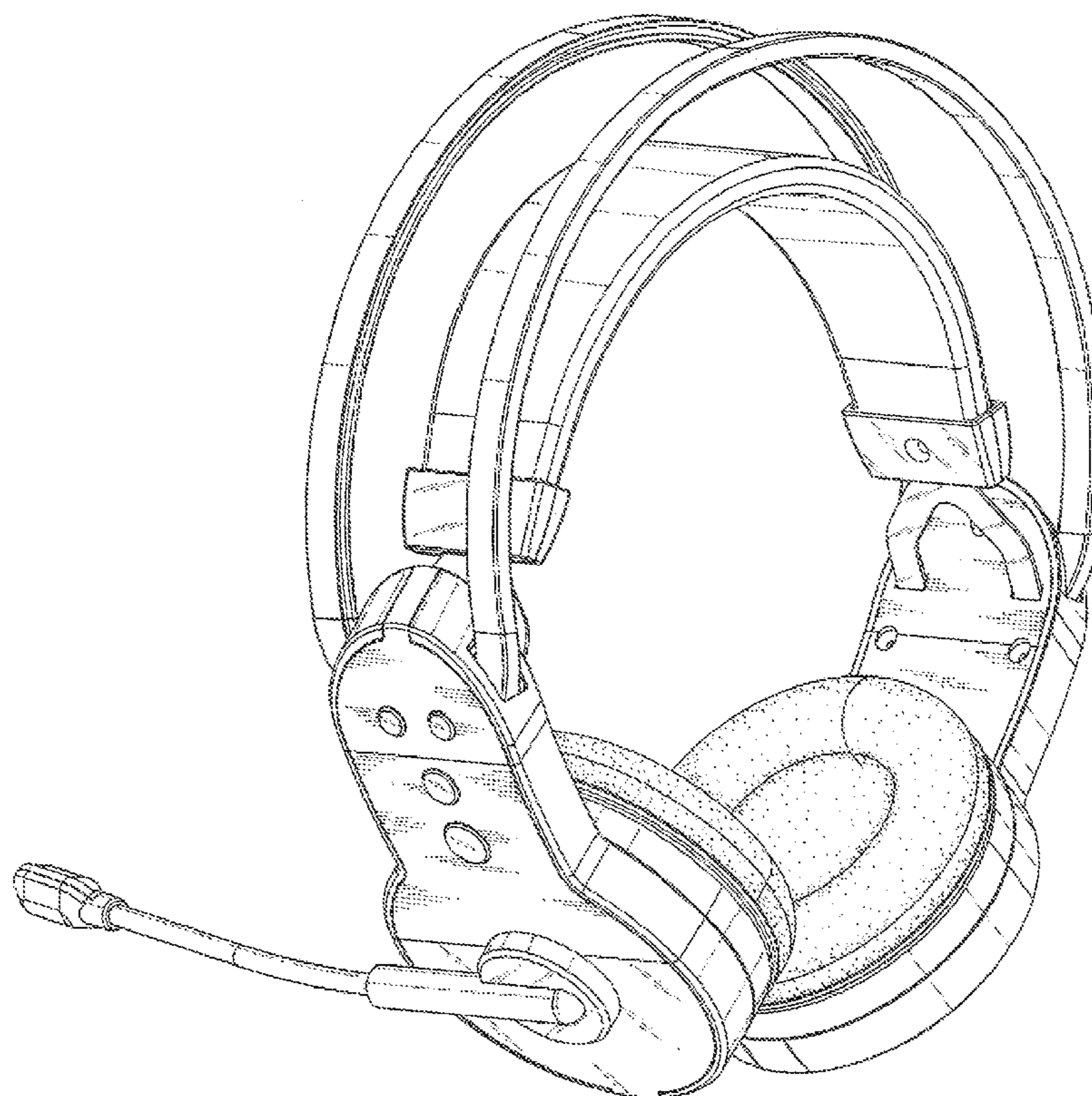
FIG. 4 is a right side view thereof;

FIG. 5 is a top plan view thereof;

FIG. 6 is a bottom plan view thereof; and,

FIG. 7 is a perspective view thereof.

1 Claim, 6 Drawing Sheets






Fig. 1




Fig. 2

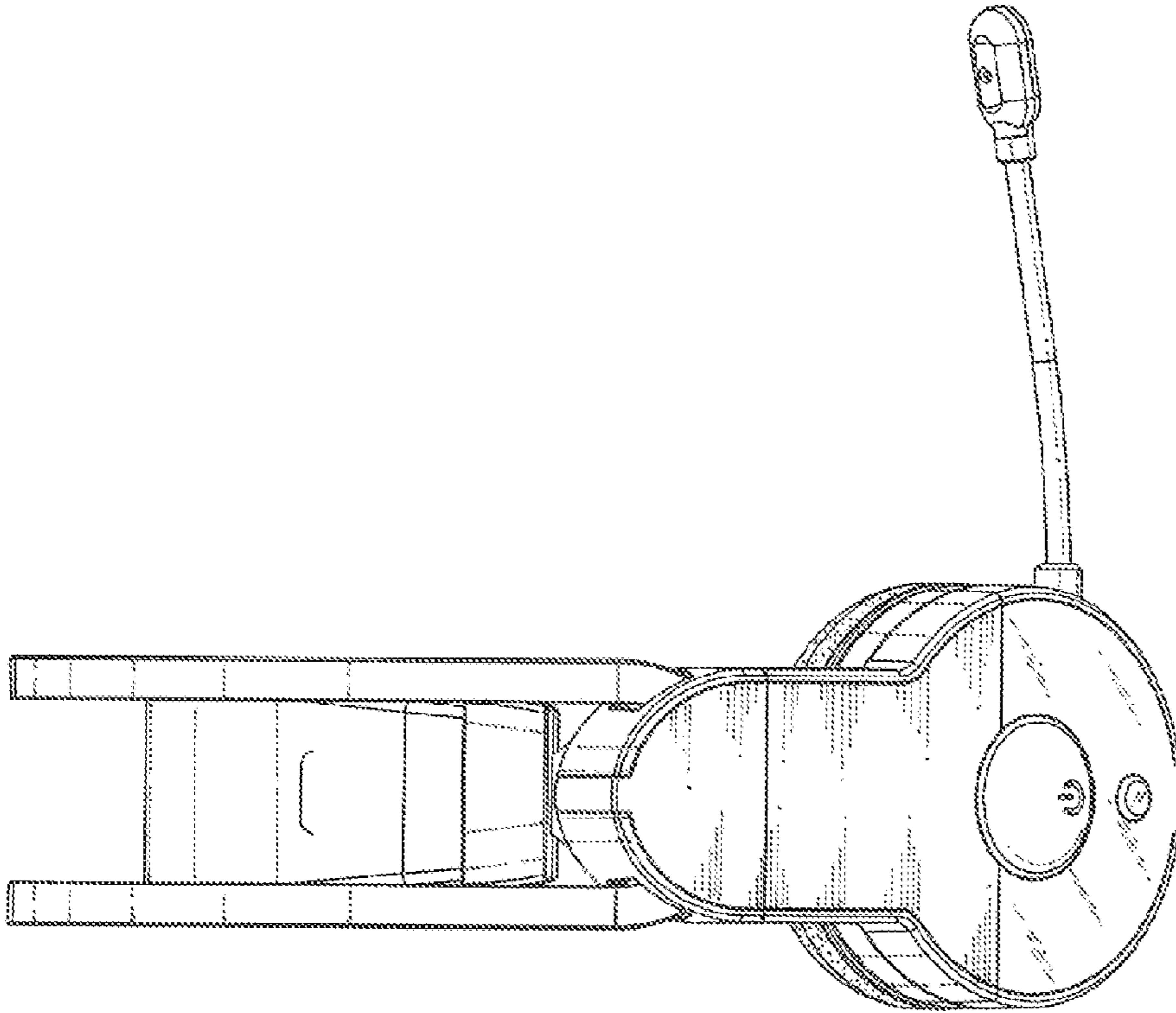


Fig. 4

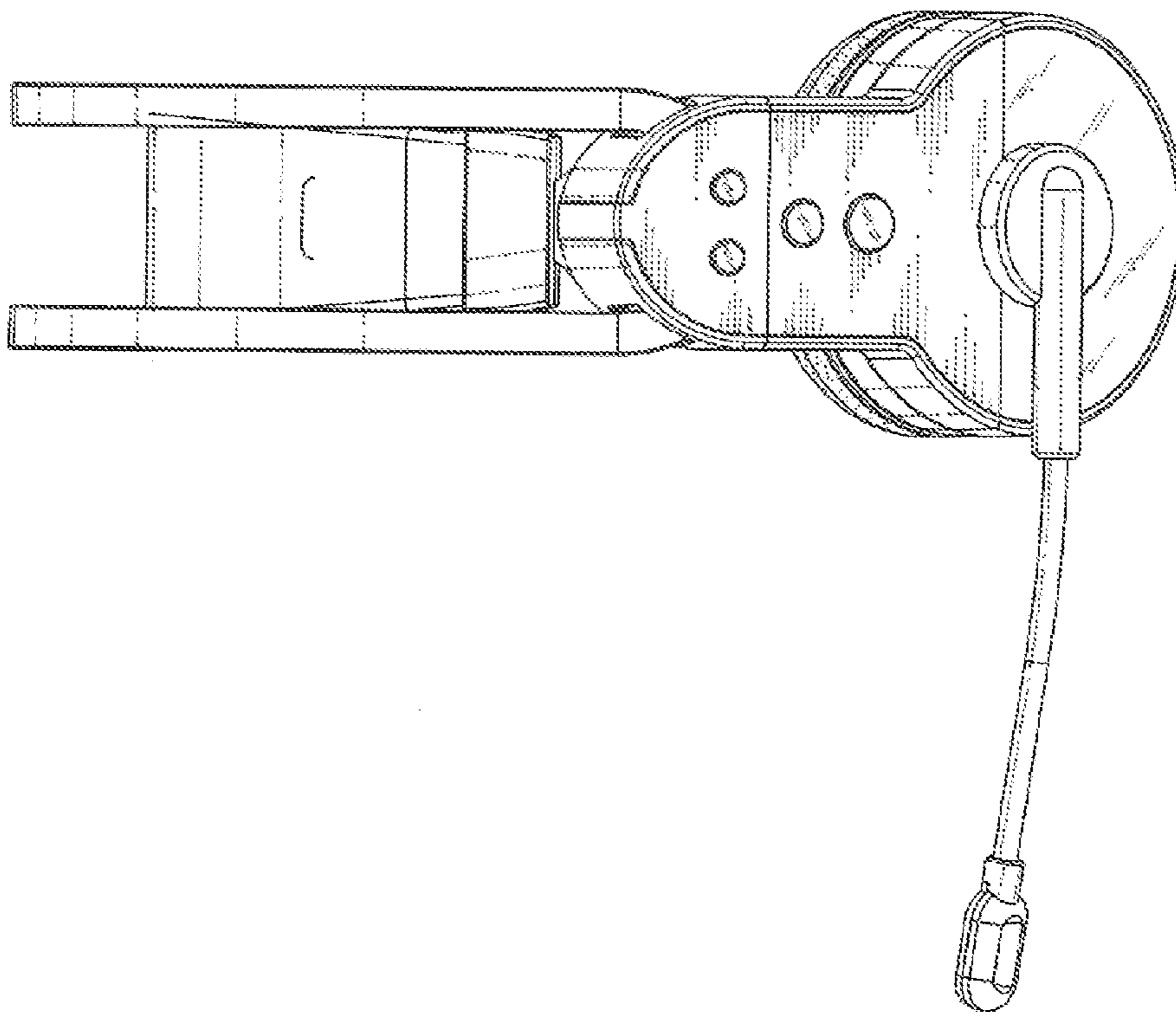


Fig. 3

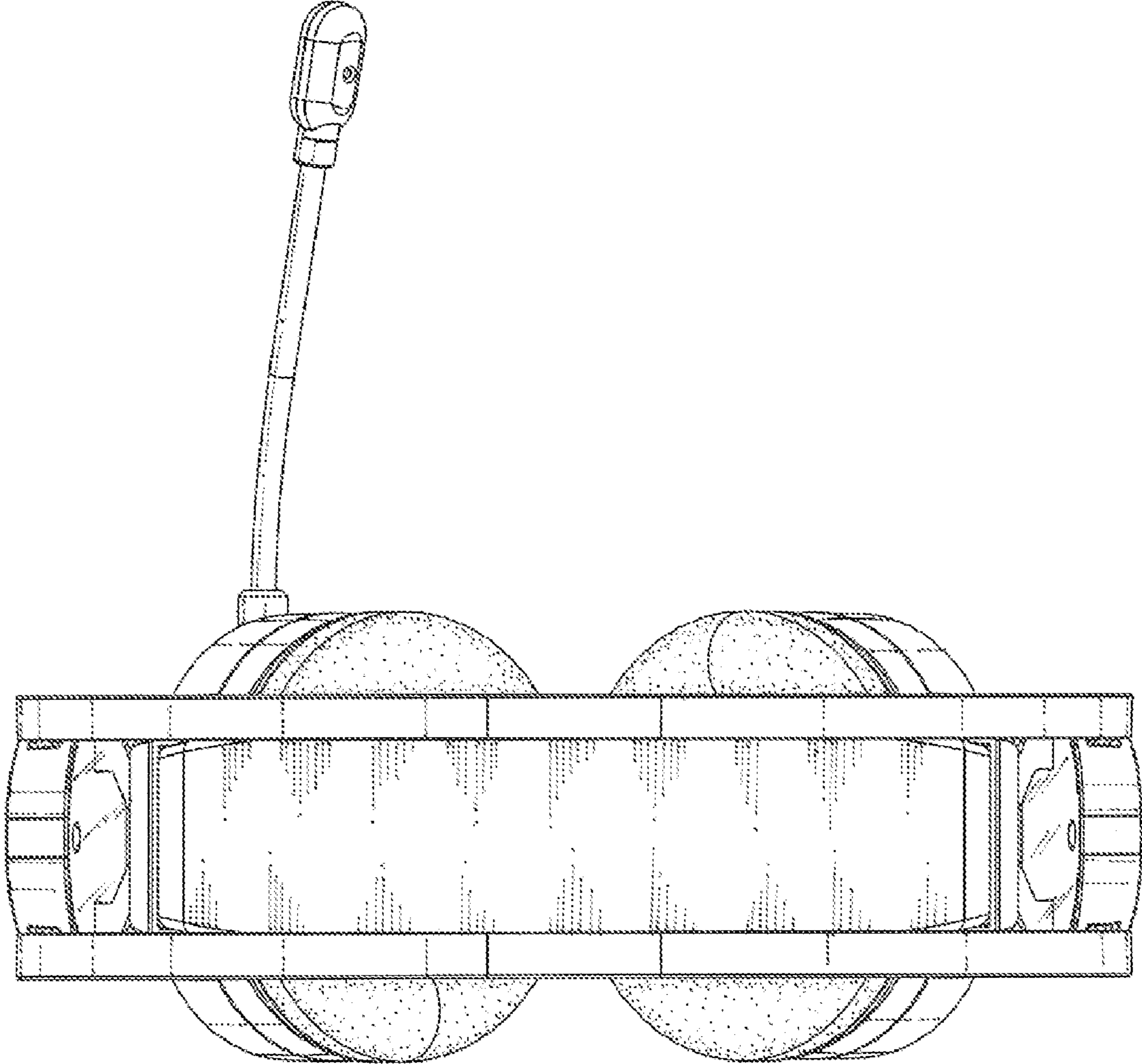


Fig. 5

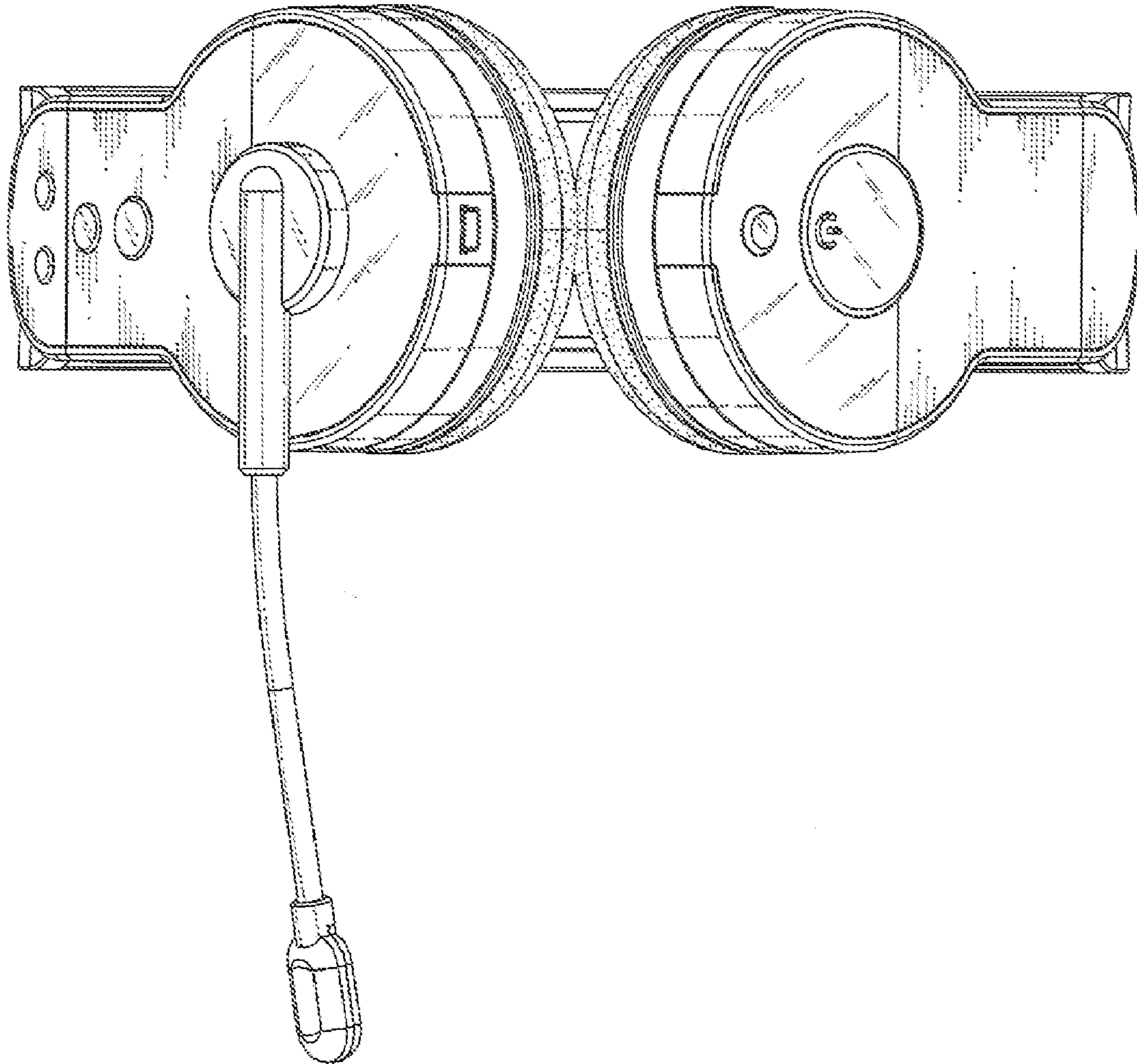


Fig. 6

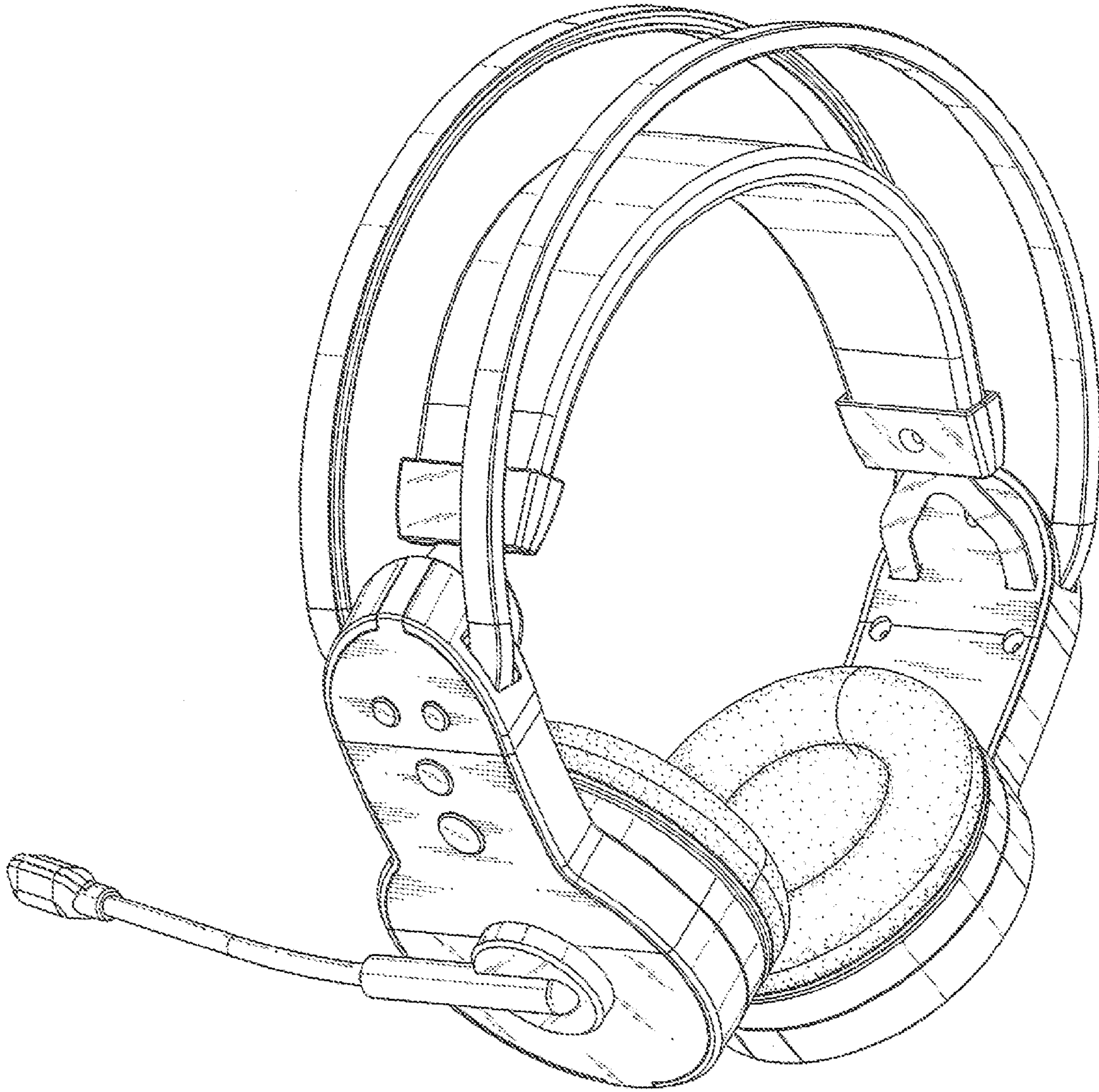


Fig. 7