



US00D566687S

(12) **United States Design Patent**
Duarte et al.

(10) **Patent No.:** **US D566,687 S**
(45) **Date of Patent:** **** Apr. 15, 2008**

(54) **EARBUD FOR A STEREO HEADSET**

(75) Inventors: **Matias Duarte**, Los Angeles, CA (US);
Harout Mkhitarian, Altadena, CA
(US); **Chan Hans Liu**, Rosemead City,
CA (US); **Mun Gwen Chong**, Hacienda
Heights, CA (US)

(73) Assignee: **Helio, LLC**, Los Angeles, CA (US)

(**) Term: **14 Years**

(21) Appl. No.: **29/271,774**

(22) Filed: **Jan. 26, 2007**

(51) **LOC (8) Cl.** **14-01**

(52) **U.S. Cl.** **D14/205**

(58) **Field of Classification Search** D14/188,
D14/192, 218, 205–206, 223, 228, 240; D24/174;
181/129–130, 135; 379/420.04, 430–431,
379/444; 381/171, 183, 380–381, 371, 373,
381/377–379, 322, 328, 356; 455/569, 569.2

See application file for complete search history.

(56) **References Cited**

U.S. PATENT DOCUMENTS

4,646,872	A *	3/1987	Kamon et al.	181/129
4,736,435	A *	4/1988	Yokoyama et al.	381/380
4,965,838	A *	10/1990	Kamon et al.	391/380
D318,473	S *	7/1991	Miyashita et al.	D14/223
D337,589	S *	7/1993	Wada	D14/223
5,363,444	A *	11/1994	Norris	379/430
5,949,896	A *	9/1999	Nageno et al.	381/328
D430,139	S *	8/2000	Peters et al.	D14/205
6,374,126	B1	4/2002	MacDonald et al.	

D463,789	S *	10/2002	DeKalb et al.	D14/223
D463,790	S *	10/2002	Beraut et al.	D14/223
6,519,475	B1	2/2003	Kim	
6,810,987	B1 *	11/2004	DeKalb	181/129
D510,337	S *	10/2005	Tages	D14/205
6,985,592	B1	1/2006	Ban et al.	
7,086,512	B2	8/2006	Shack et al.	

OTHER PUBLICATIONS

U.S. Appl. No. 29/271,804, filed Jan. 26, 2007, Duarte et al.
Nokia HDD-1 Stereo Headphones Description—MobilePlanet, p. 1
<http://www.mobileplanet.com/d.aspx?i=102693>.

* cited by examiner

Primary Examiner—Paula A. Greene

(74) *Attorney, Agent, or Firm*—Kilpatrick & Lockhart
Preston Gates Ellis LLP

(57) **CLAIM**

The ornamental design for an earbud for a stereo headset, as shown and described.

DESCRIPTION

FIG. 1 is a rear elevated view of an earbud for a stereo headset;

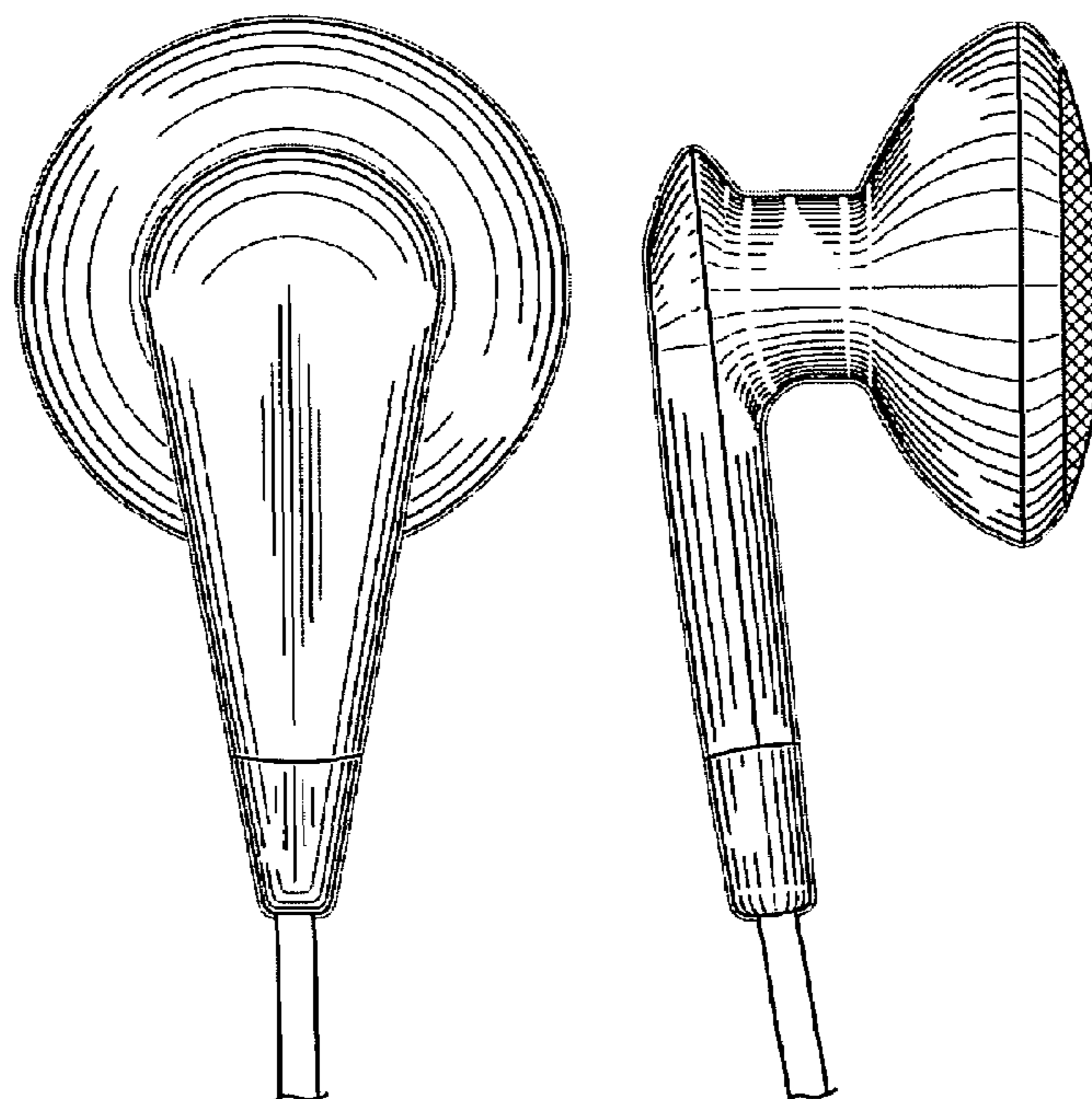
FIG. 2 is an enlarged rear view of the earbud;

FIG. 3 is an enlarged side view of the earbud for stereo headset, the opposite side is a mirror image; and,

FIG. 4 is an enlarged front view of the earbud.

The broken lines are included for the purpose of illustrations and form no part of the claimed design.

1 Claim, 2 Drawing Sheets



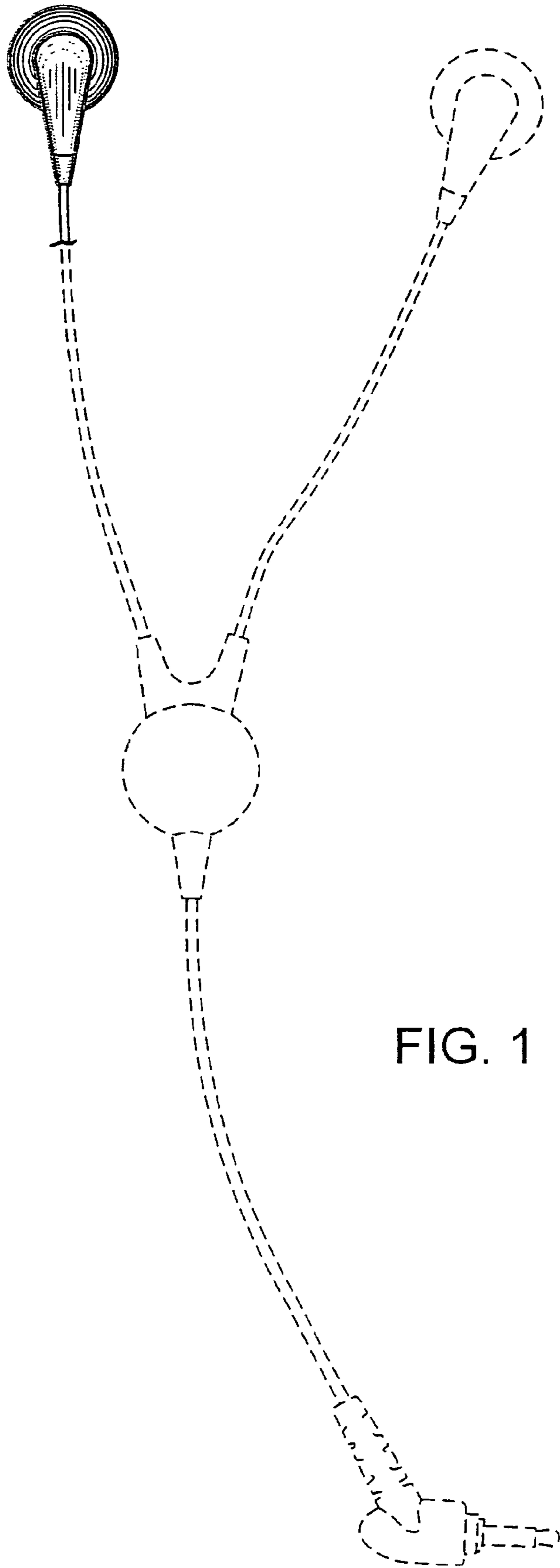


FIG. 1

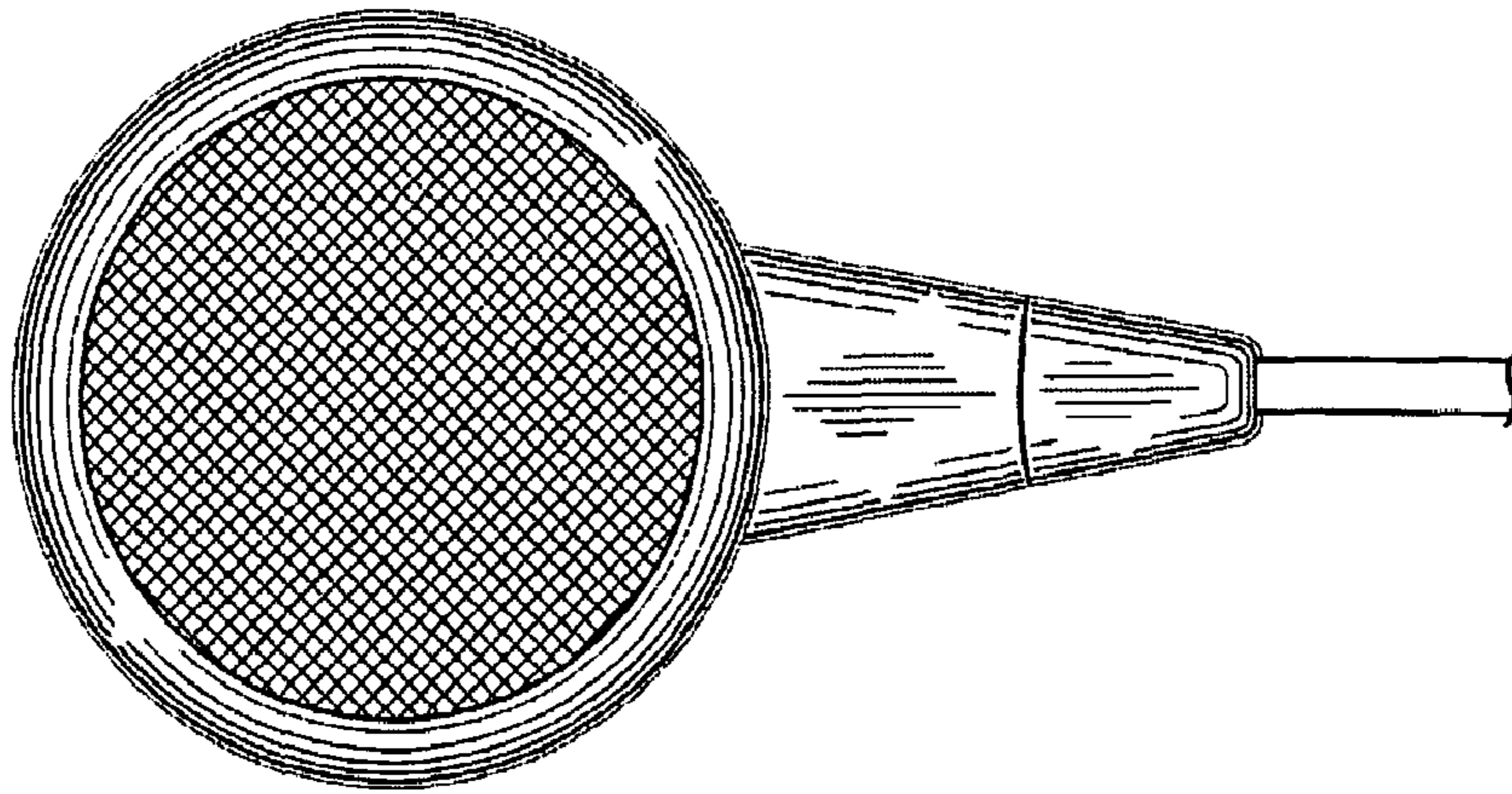


FIG. 4

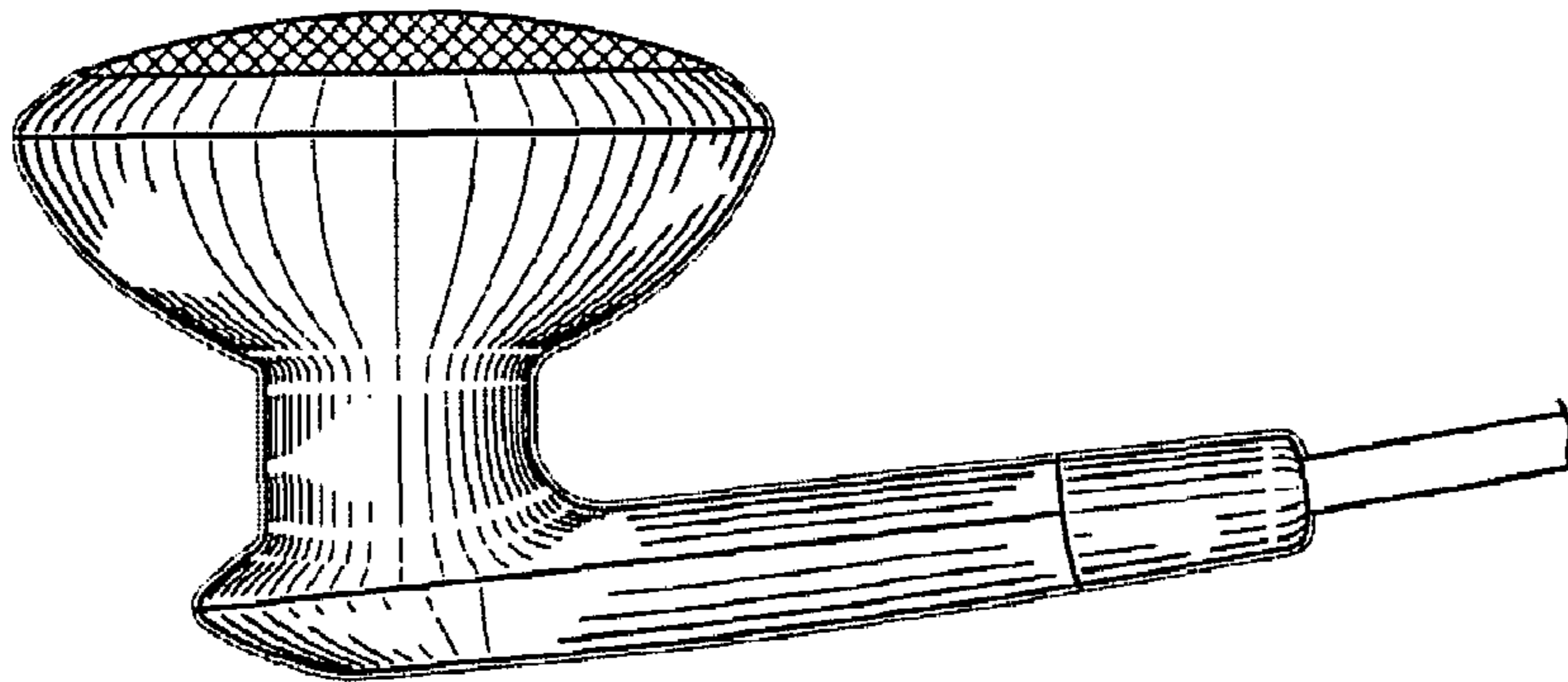


FIG. 3

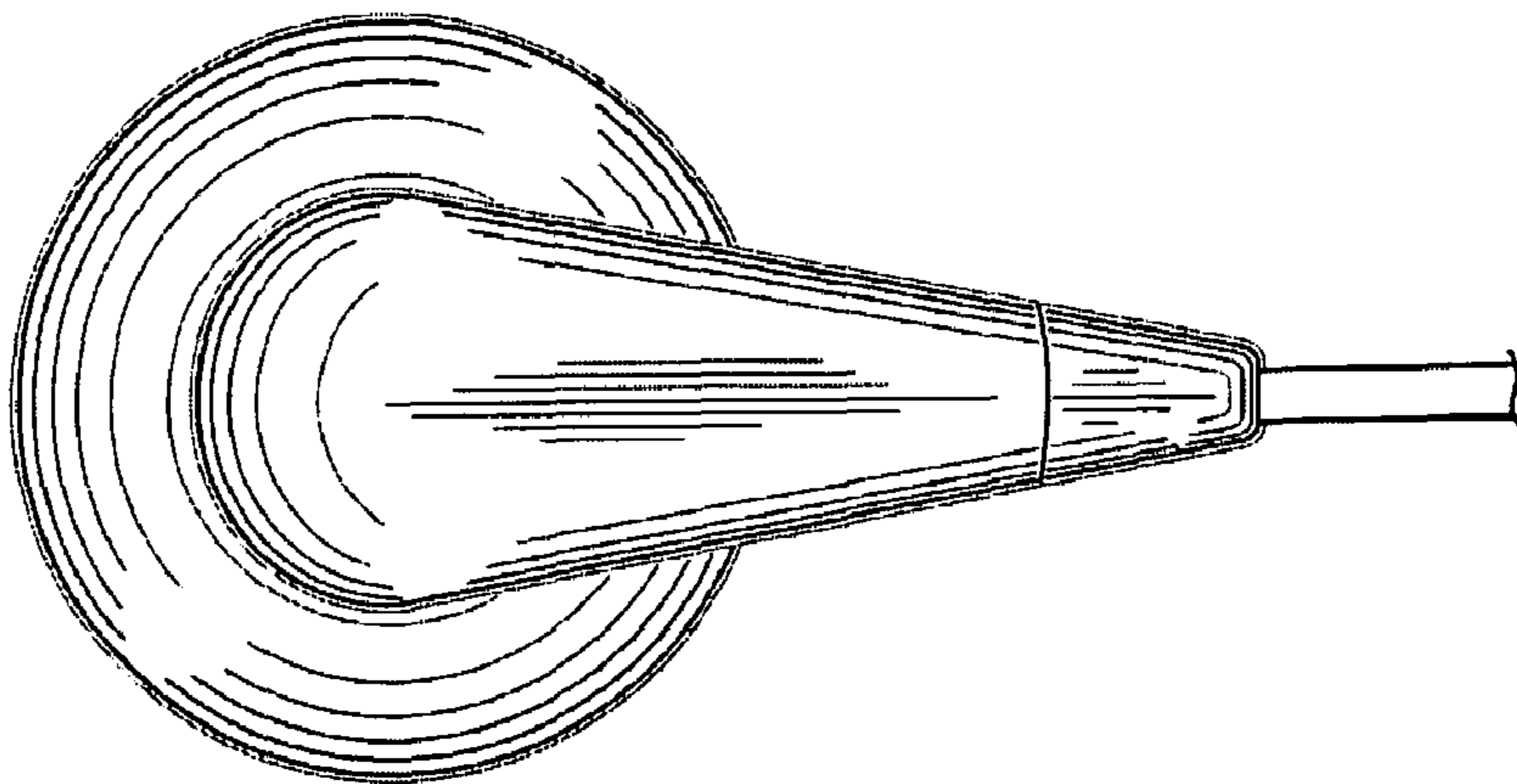


FIG. 2