



US00D566686S

(12) **United States Design Patent**  
**Lum**

(10) **Patent No.:** **US D566,686 S**  
(45) **Date of Patent:** **\*\* Apr. 15, 2008**

(54) **DESKTOP RADIO**

(75) Inventor: **Myk Lum**, Irvine, CA (US)

(73) Assignee: **LDA, LLC**, Irvine, CA (US)

(\*\*) Term: **14 Years**

(21) Appl. No.: **29/255,925**

(22) Filed: **Mar. 14, 2006**

(51) **LOC (8) Cl.** ..... **14-03**

(52) **U.S. Cl.** ..... **D14/194**

(58) **Field of Classification Search** ..... D14/135-137,  
D14/155, 168, 170, 171, 188, 265, 496; 369/6-12;  
370/342-344; 455/90.1-90.3, 344-355;  
D13/107-108

See application file for complete search history.

(56) **References Cited**

**U.S. PATENT DOCUMENTS**

D378,495 S *	3/1997	Gillespie	.....	D10/1
D391,255 S *	2/1998	Lindeman	.....	D14/157
D422,590 S *	4/2000	Kloss	.....	D14/194
D440,957 S *	4/2001	Grinkus	.....	D14/170
D487,889 S *	3/2004	Baker	.....	D14/171
D515,551 S *	2/2006	Watanabe	.....	D14/168
D523,419 S *	6/2006	Joseph	.....	D14/214
D553,154 S *	10/2007	Kim	.....	D14/496

**OTHER PUBLICATIONS**

Cambridge Soundworks, Cambridge SoundWorks SoundWorks  
Radio CD 740, [www.cambridgesoundworks.com/store/category.cgi?category-aud\\_radio&ite](http://www.cambridgesoundworks.com/store/category.cgi?category-aud_radio&ite).

BOSE, Bose Wave Music System, [www.bose.com/controller?event=VIEW\\_PRODUCT\\_PAGE\\_EVENT&product=wrcd\\_wave\\_index&cd=0](http://www.bose.com/controller?event=VIEW_PRODUCT_PAGE_EVENT&product=wrcd_wave_index&cd=0).

\* cited by examiner

*Primary Examiner*—Stella M. Reid

*Assistant Examiner*—Keli' L. Acker

(74) *Attorney, Agent, or Firm*—Stetina Brunda Garred and Brucker

(57) **CLAIM**

The ornamental design for a desktop radio, as shown and described.

**DESCRIPTION**

FIG. 1 is a front perspective view showing the desktop radio of the present invention;

FIG. 2 is a top plan view thereof;

FIG. 3 is a front view thereof;

FIG. 4 is a left side view thereof;


FIG. 5 is a right side view thereof;


FIG. 6 is a rear view thereof; and,

FIG. 7 is a bottom plan view thereof.

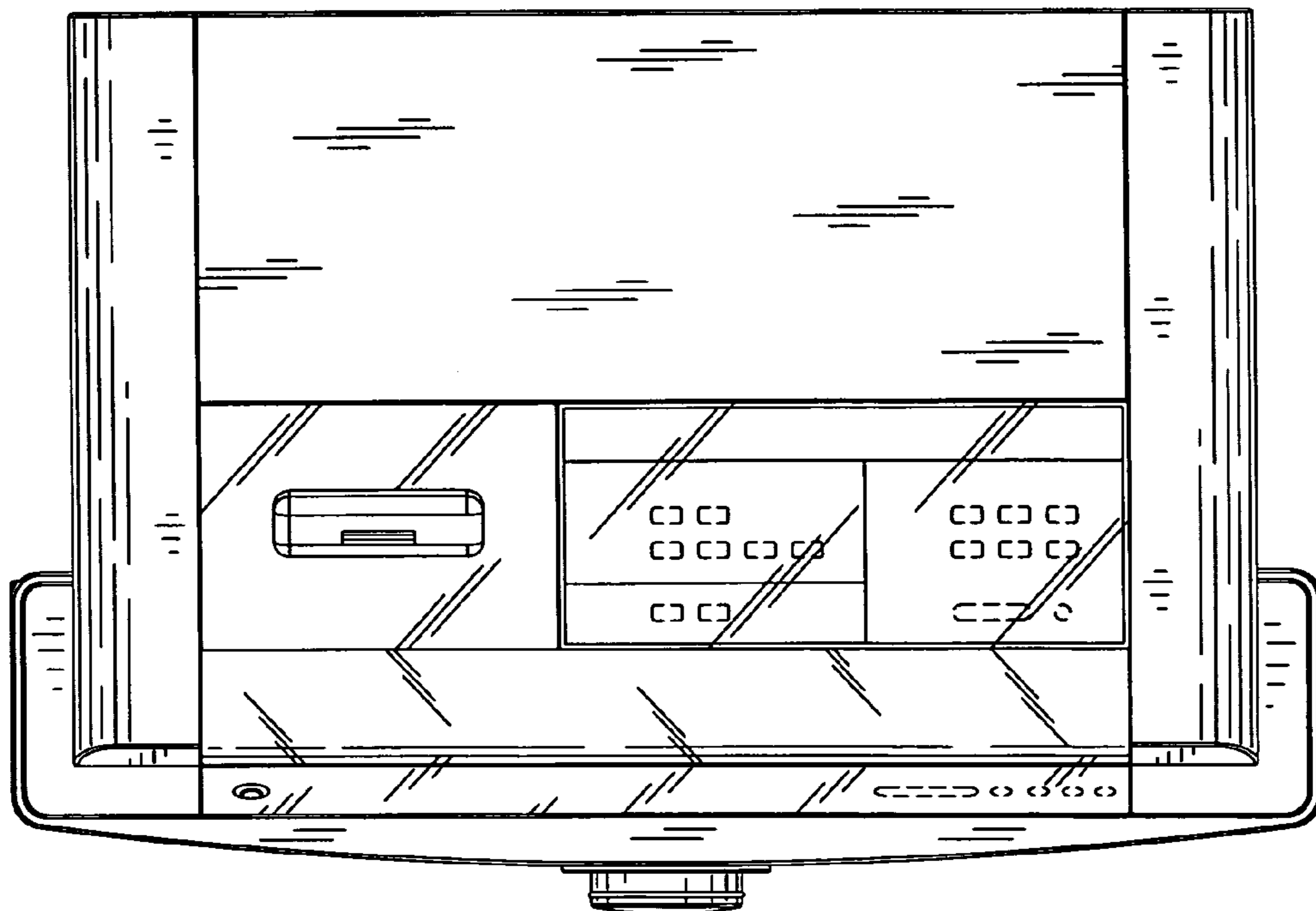
The broken line showing of the numbers, buttons and various features are included for the purpose of illustrating environmental structure and forms no part of the claimed design.

**1 Claim, 3 Drawing Sheets**






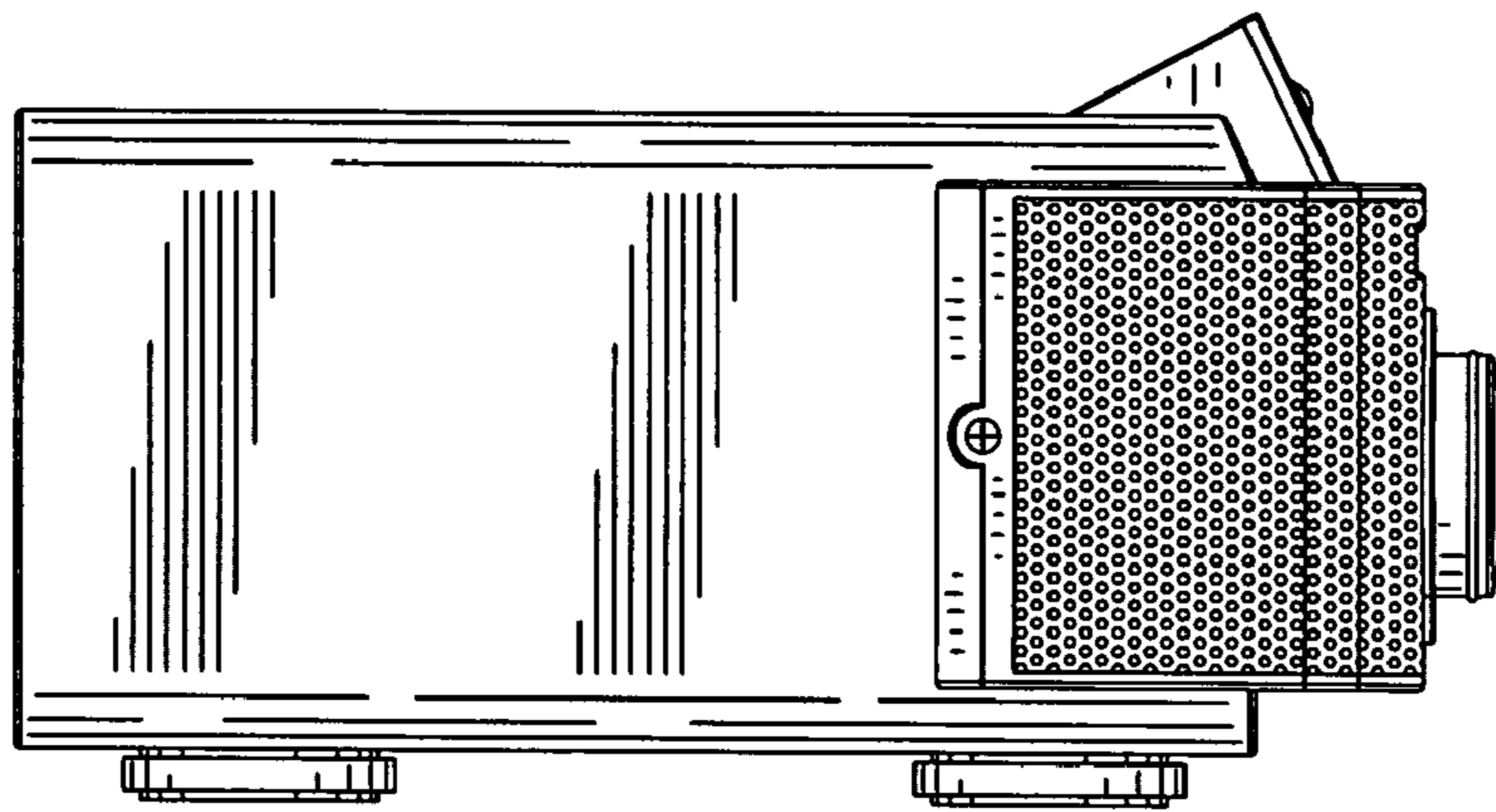
*Fig. 1*



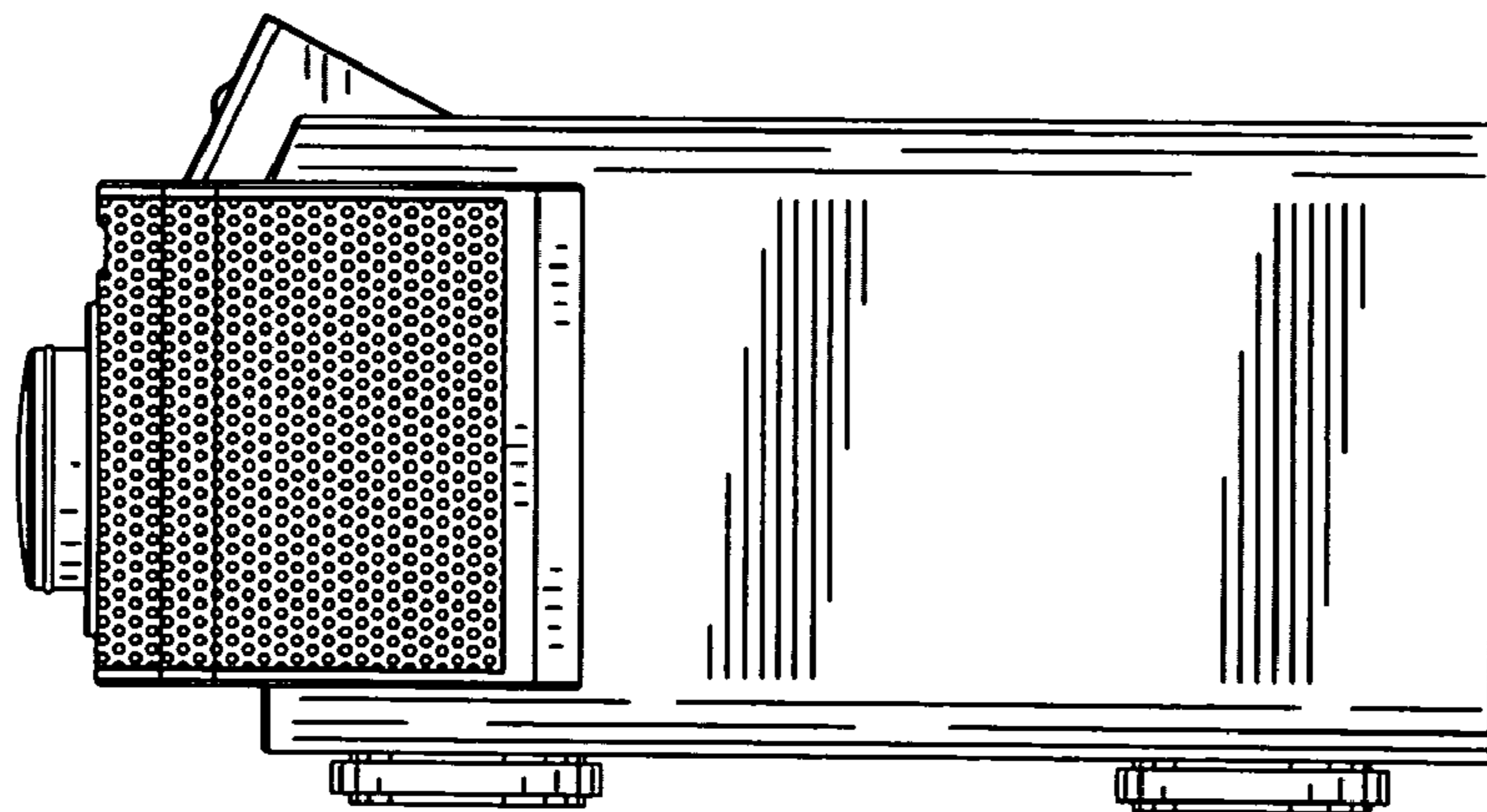
*Fig. 2*



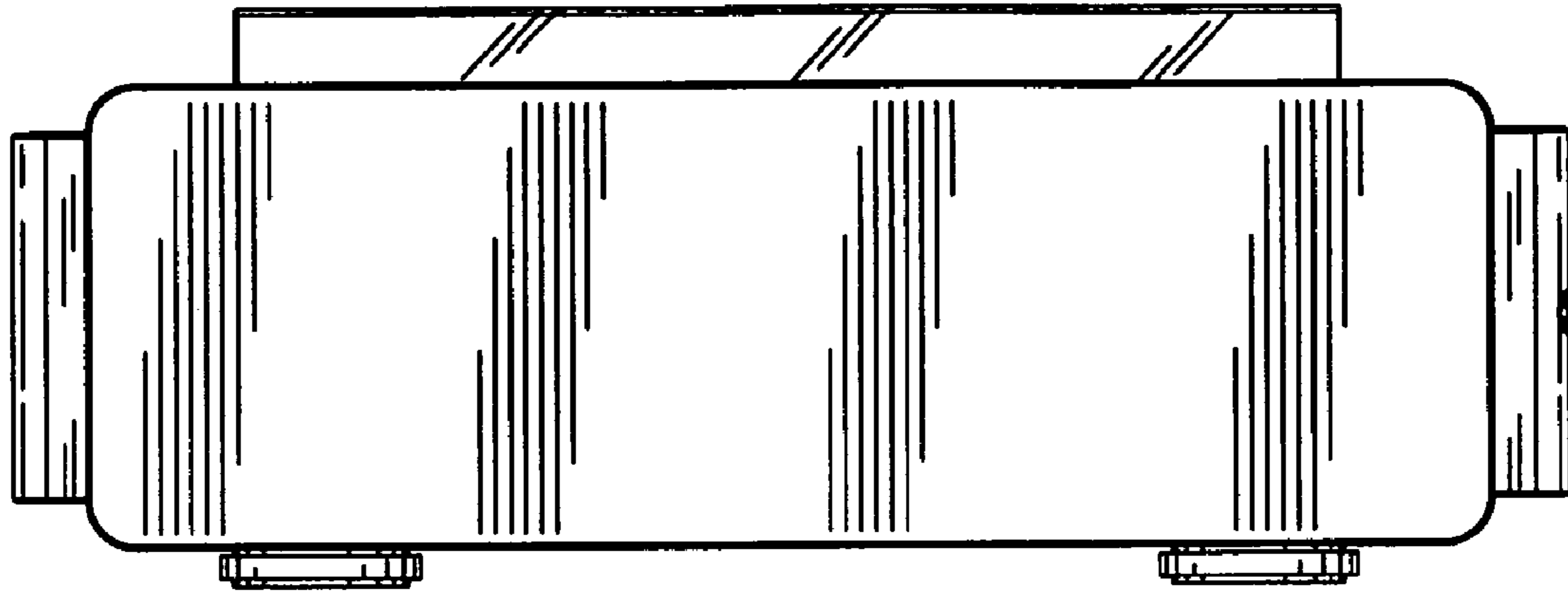
*Fig. 3*



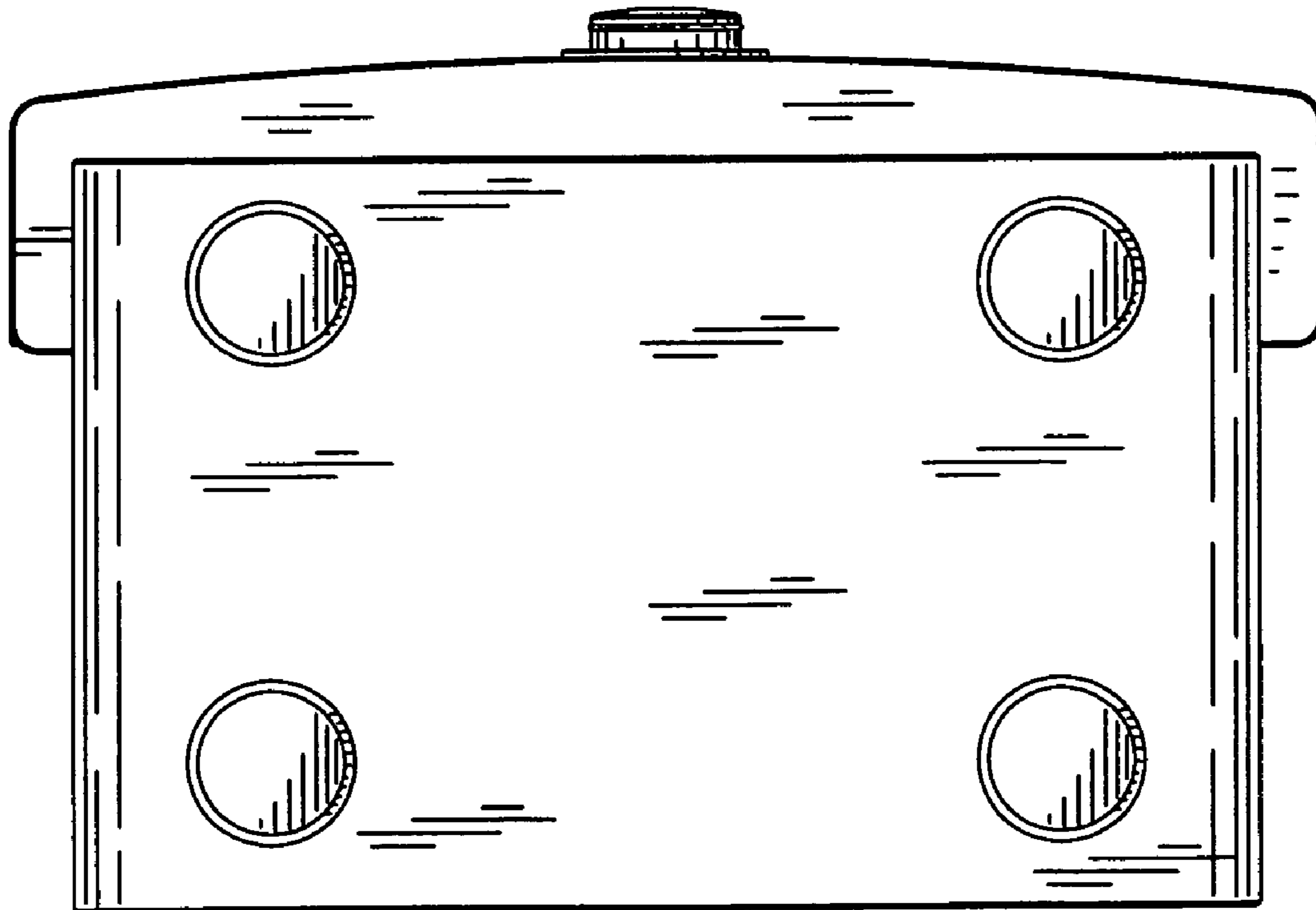
*Fig. 4*



*Fig. 5*



*Fig. 6*



*Fig. 7*