

US00D566683S

(12) **United States Design Patent**  
**Sugiyama**

(10) **Patent No.:** **US D566,683 S**

(45) **Date of Patent:** **\*\* Apr. 15, 2008**

(54) **OPTICAL DISC PLAYER**

D518,018 S 3/2006 Hirano et al.  
D525,234 S 7/2006 Yokoyama

(75) Inventor: **Naoki Sugiyama**, Tokyo (JP)

**FOREIGN PATENT DOCUMENTS**

(73) Assignee: **Sony Corporation**, Tokyo (JP)

JP D1231683 S 2/2005

(\*\*) Term: **14 Years**

\* cited by examiner

(21) Appl. No.: **29/270,359**

*Primary Examiner*—Nanda Bondade  
(74) *Attorney, Agent, or Firm*—Rader, Fishman & Grauer, PLLC

(22) Filed: **Dec. 21, 2006**

(30) **Foreign Application Priority Data**

(57) **CLAIM**

Aug. 17, 2006 (JP) ..... D2006-021826

The ornamental design for an optical disc player, as shown and described.

(51) **LOC (8) Cl.** ..... **14-01**

(52) **U.S. Cl.** ..... **D14/156; D14/136**

(58) **Field of Classification Search** ..... D14/135–136,  
D14/156–157, 167–168, 217, 257, 258, 445;  
360/99.02, 99.07; 369/75.11, 75.21, 77.21,  
369/77.11; 720/612, 619, 647, 655; 455/344,  
455/347–351

See application file for complete search history.

**DESCRIPTION**

FIG. 1 is a perspective view of an optical disc player showing my new design;

FIG. 2 is a front elevational view thereof;

FIG. 3 is a left side elevational view thereof;

FIG. 4 is a right side elevational view thereof;

FIG. 5 is a top plan view thereof;

FIG. 6 is a bottom plan view thereof; and,

FIG. 7 is a rear elevational view thereof.

Portions of FIGS. 1–7 that are shown as broken lines are for illustrative purpose only and form no part of the claimed design.

(56) **References Cited**

**U.S. PATENT DOCUMENTS**

D406,588 S \* 3/1999 Sogabe ..... D14/156  
D462,942 S 9/2002 Murakami  
D480,379 S \* 10/2003 Homewood et al. .... D14/168  
D503,394 S 3/2005 Naito  
D511,763 S \* 11/2005 Deguchi ..... D14/167  
D518,016 S 3/2006 Hirano

**1 Claim, 7 Drawing Sheets**

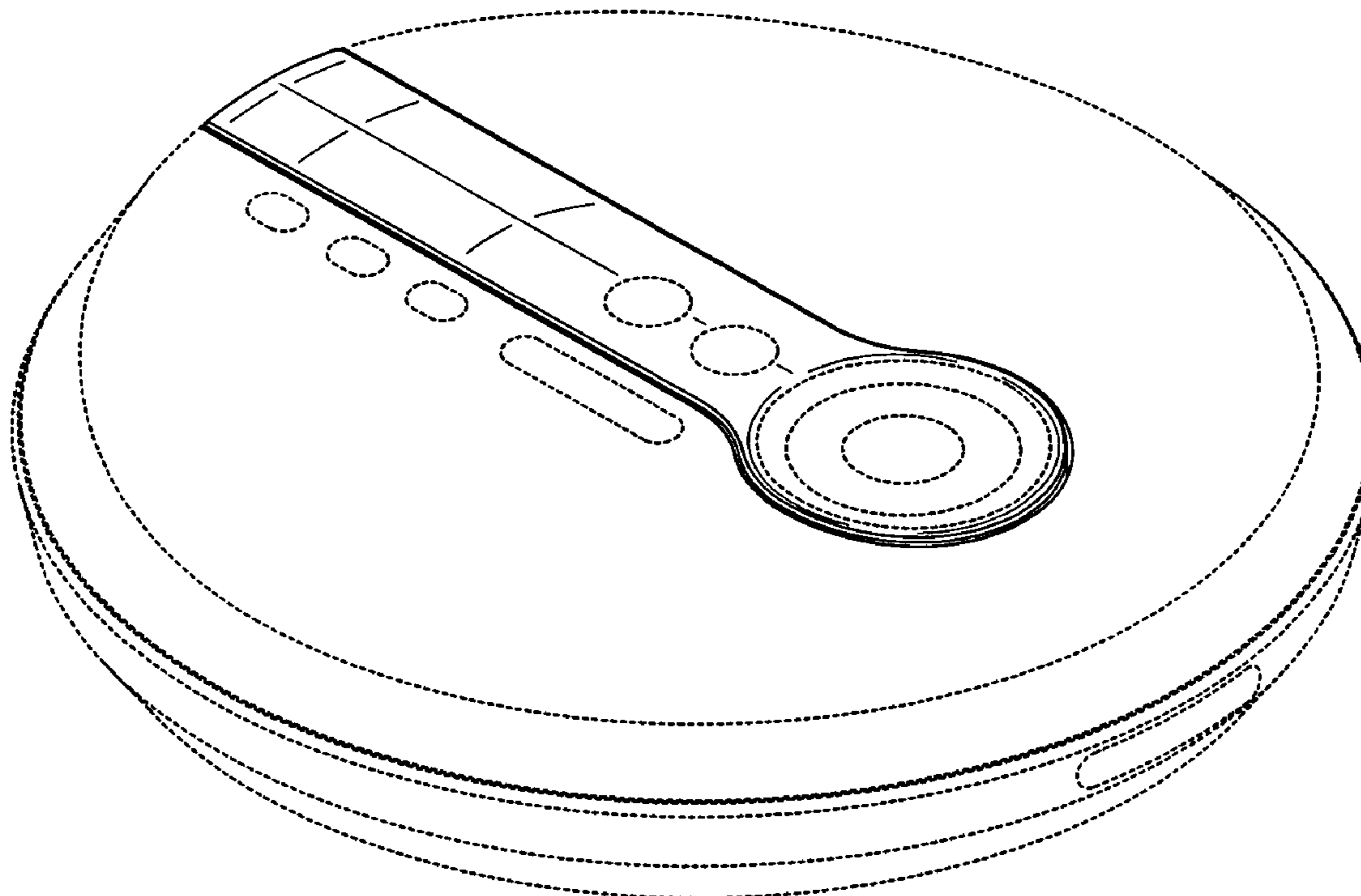


Fig. 1

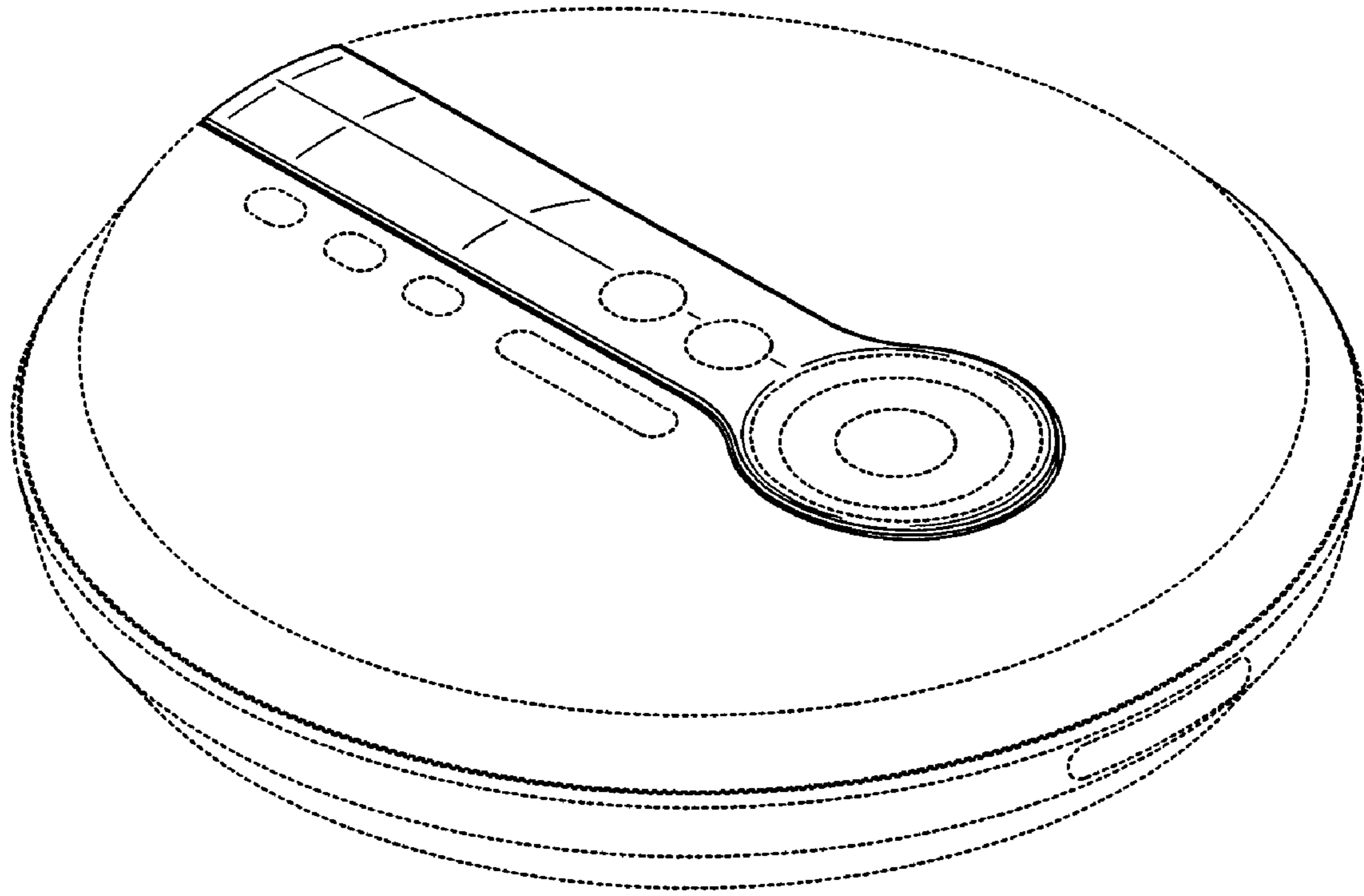


Fig.2

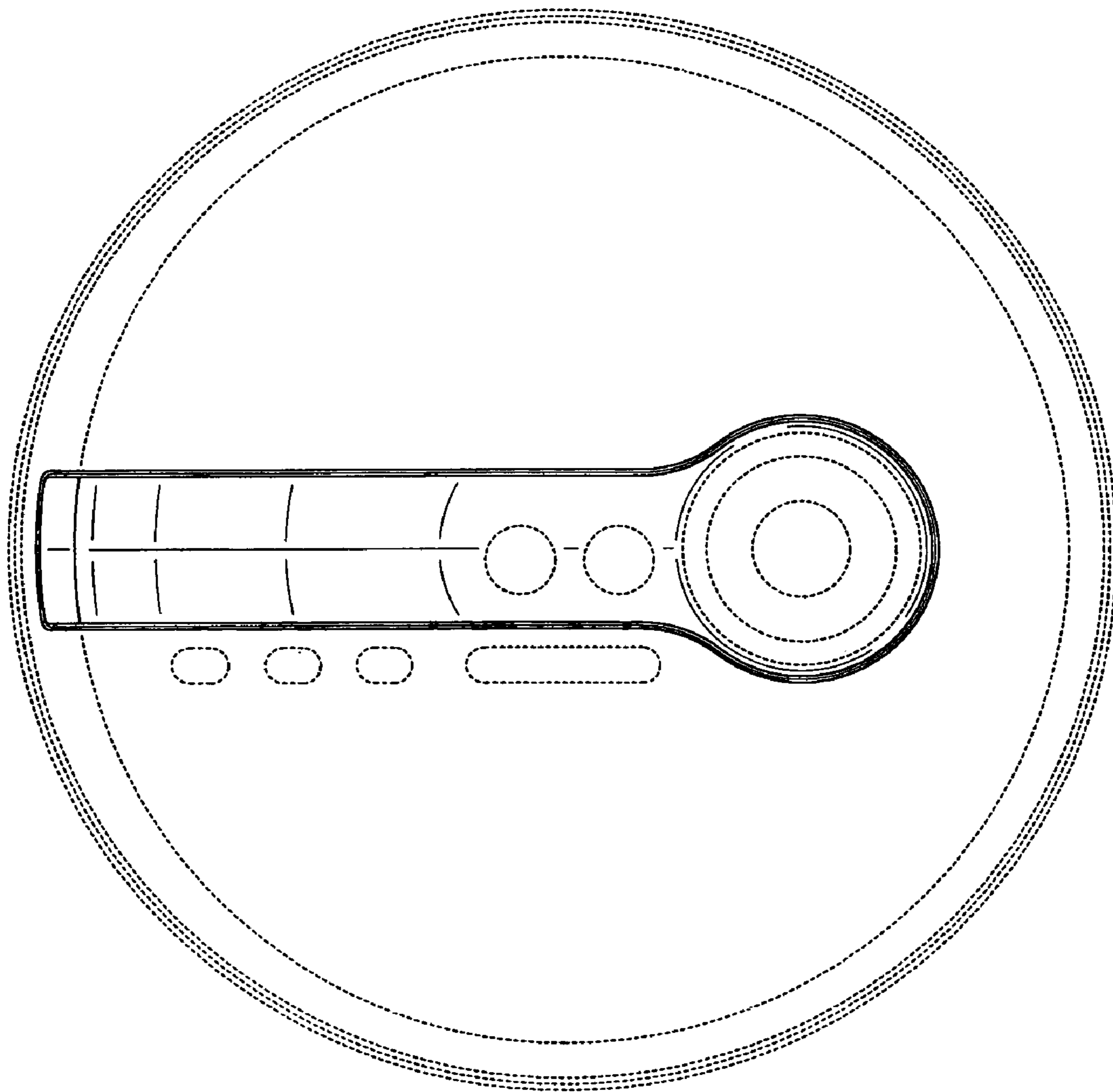


Fig.3

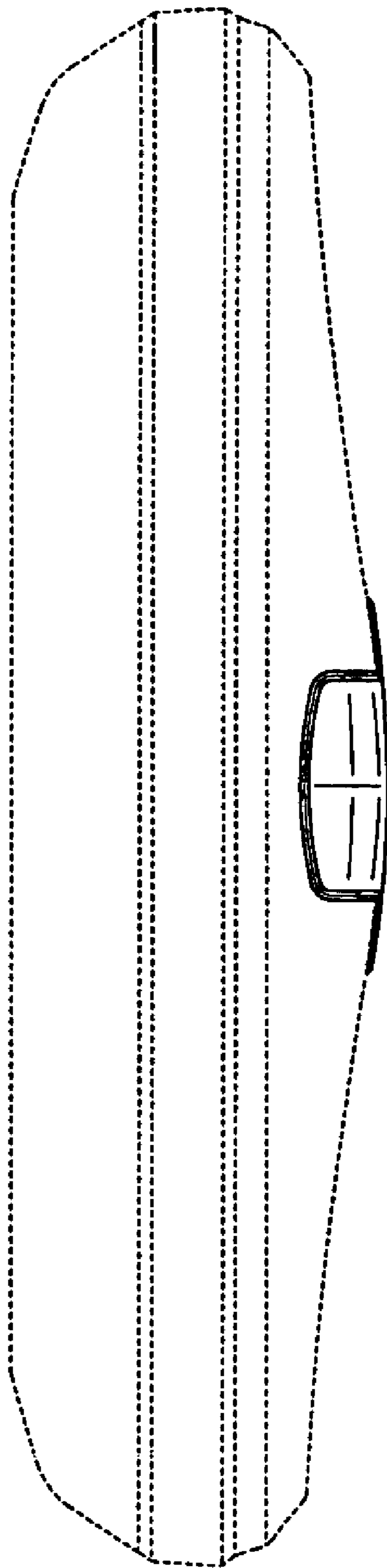


Fig.4

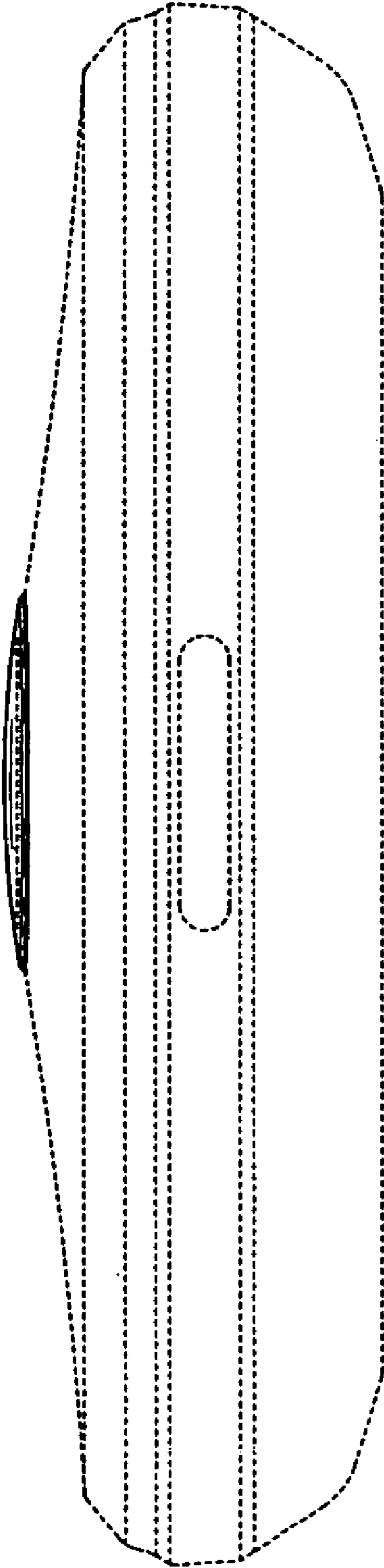


Fig.5




Fig.6






Fig.7

