



US00D566644S

(12) **United States Design Patent**
Houck

(10) **Patent No.:** **US D566,644 S**

(45) **Date of Patent:** **** Apr. 15, 2008**

(54) **DUAL HULL KAYAK**

2007/0131155 A1* 6/2007 Dingel 114/345

(76) Inventor: **Patrick D. Houck**, 19442 Coral Wood
La., Huntington Beach, CA (US) 92646

* cited by examiner

(**) Term: **14 Years**

Primary Examiner—Holly H. Baynham
Assistant Examiner—Cynthia M Chin
(74) *Attorney, Agent, or Firm*—Clement Cheng

(21) Appl. No.: **29/289,625**

(22) Filed: **Jul. 26, 2007**

(57) **CLAIM**

(51) **LOC (8) Cl.** **12-06**

The ornamental design for a dual hull kayak, as shown and described.

(52) **U.S. Cl.** **D12/302; D12/304**

(58) **Field of Classification Search** D12/300,
D12/302, 303, 304, 316, 317; 114/343, 345,
114/347, 348, 351–358, 363, 39.26–39.29;
D21/542, 801; 440/26–30

DESCRIPTION

See application file for complete search history.

FIG. 1 is a perspective view.
FIG. 2 is a front view.
FIG. 3 is a side view.
FIG. 4 is a top view.
FIG. 5 is a bottom view in closed position; and,
FIG. 6 is a side cross-sectional view taken along the line
6–6 of FIG. 4.

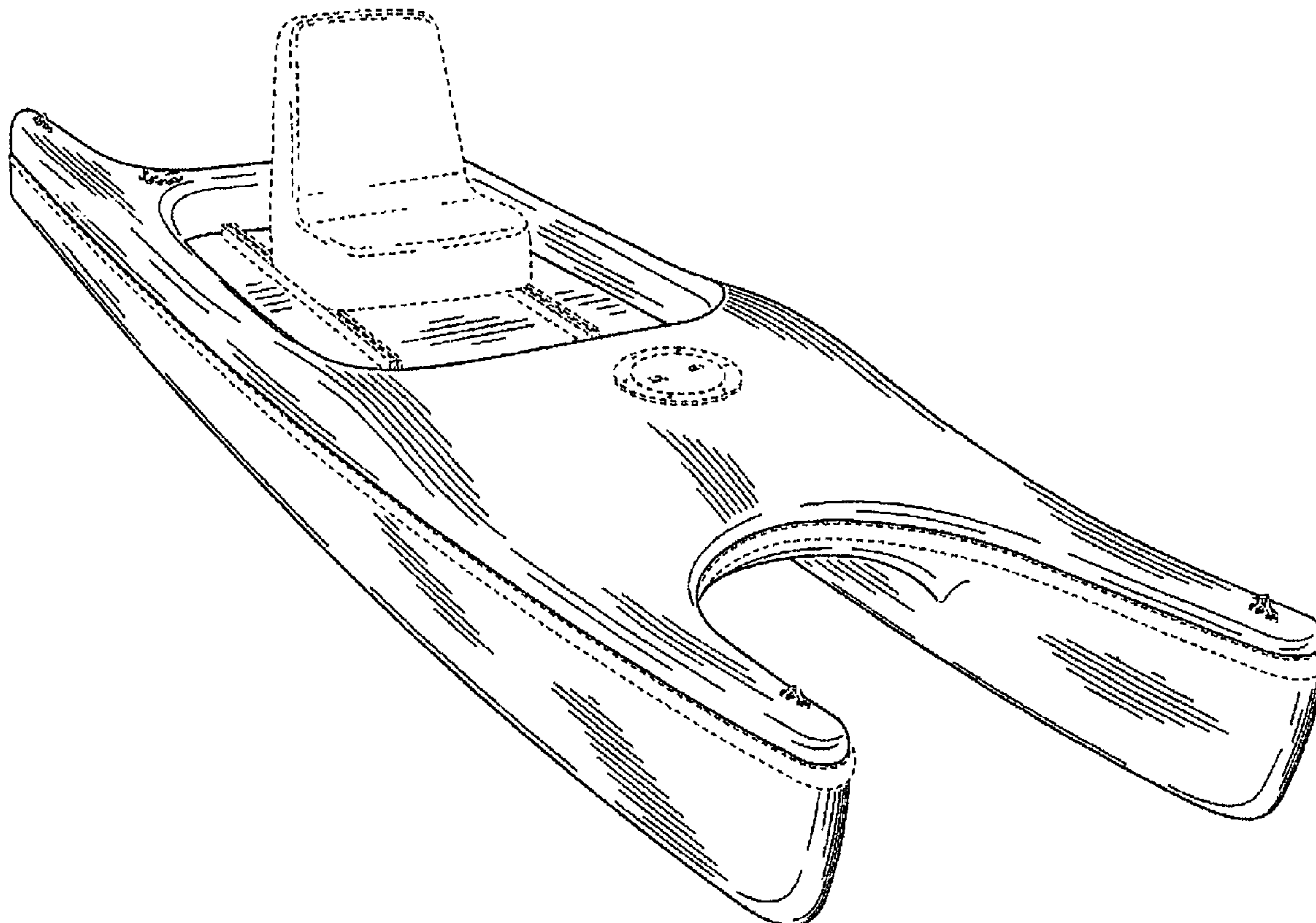
(56) **References Cited**

U.S. PATENT DOCUMENTS

D293,096 S	*	12/1987	Keller	D12/304
D316,537 S	*	4/1991	Prystupa	D12/300
D355,633 S	*	2/1995	Whitney	D12/316
D382,531 S	*	8/1997	Siewert	D12/304
D401,546 S	*	11/1998	Boris et al.	D12/304
D431,521 S	*	10/2000	Howard et al.	D12/300

The broken lines are for illustrative purposes only and form no part of the claimed design.

1 Claim, 3 Drawing Sheets



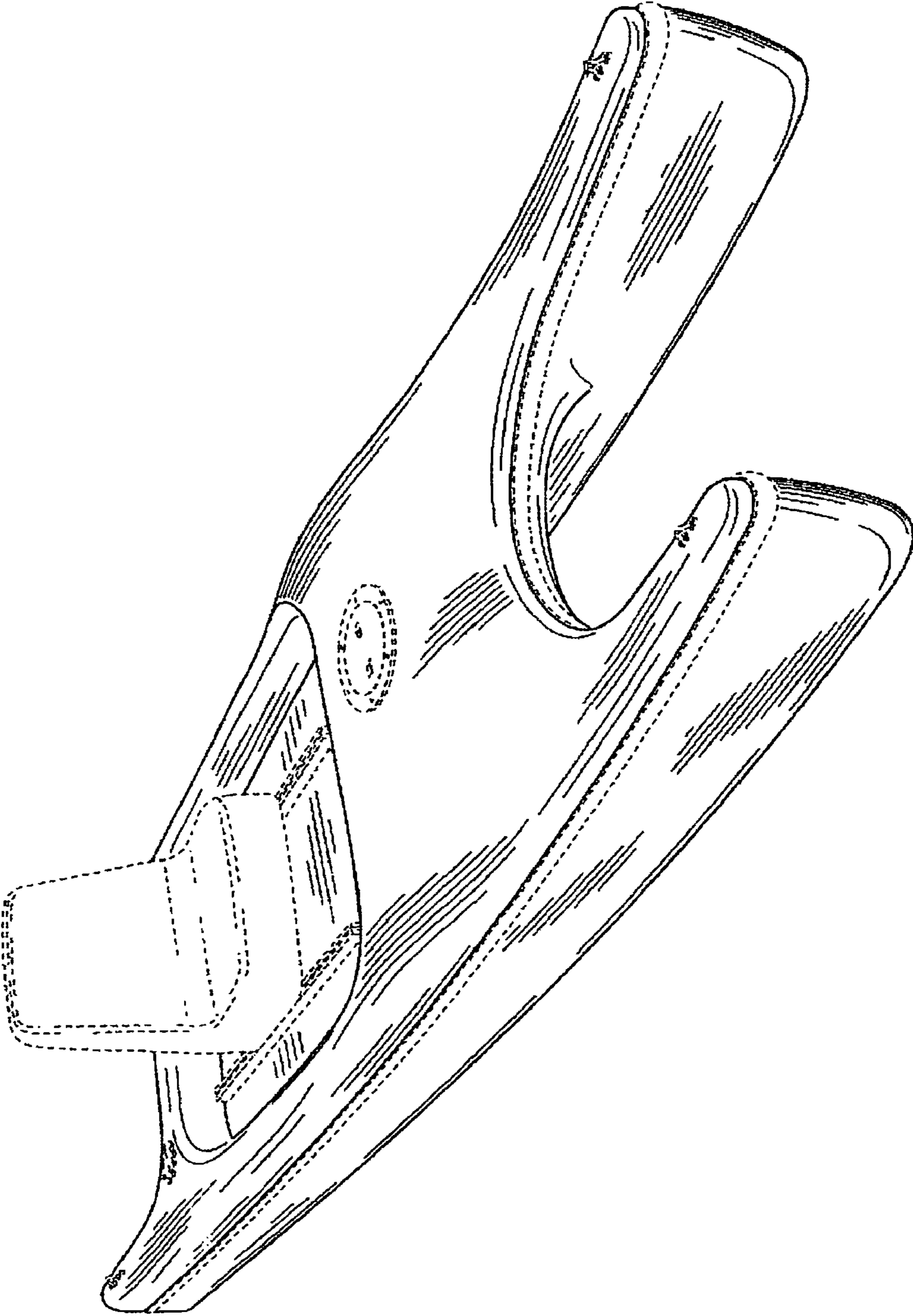


FIG. 1

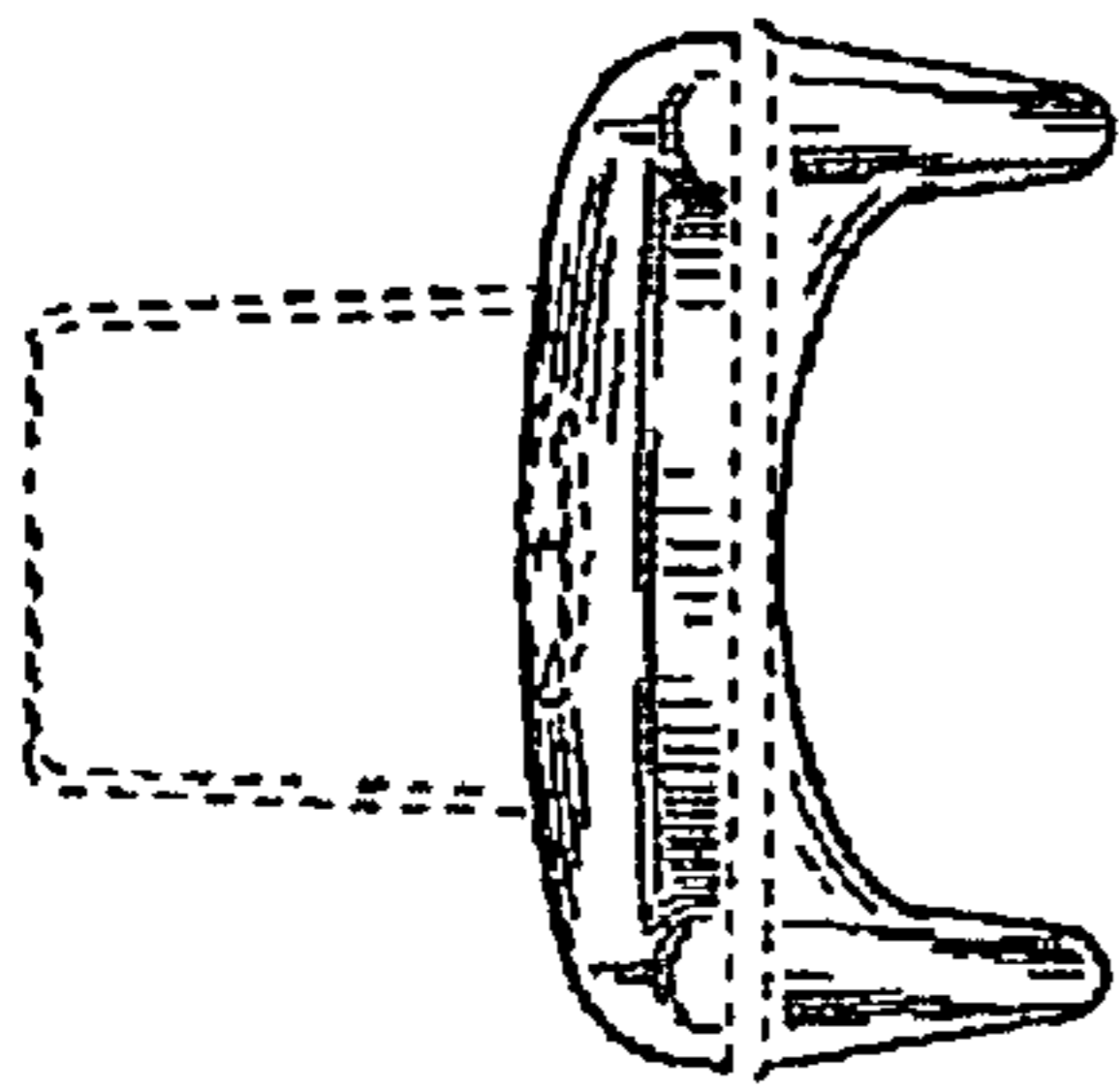


FIG. 2

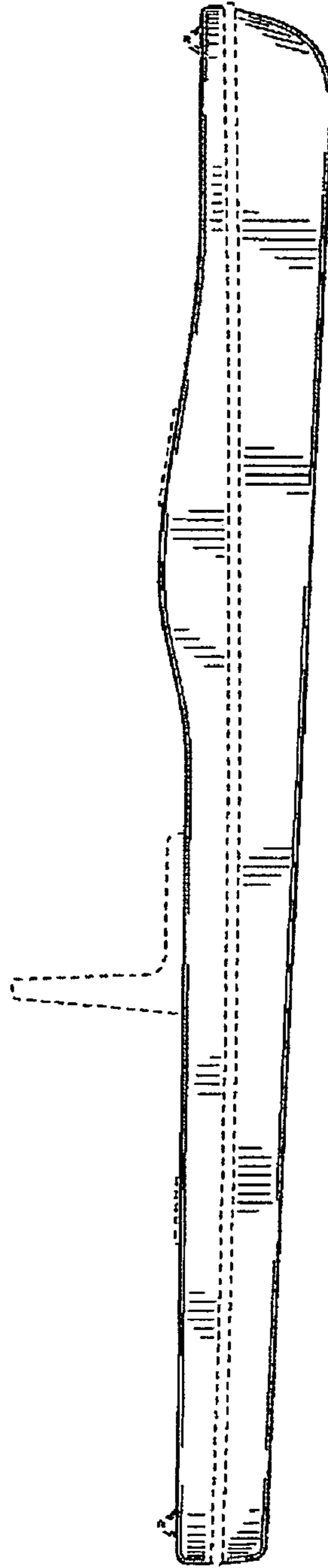


FIG. 3

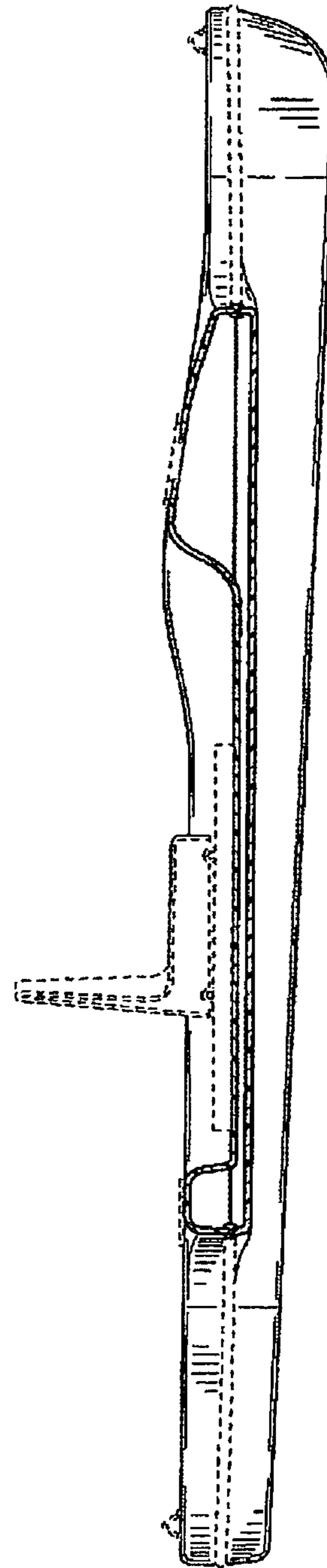


FIG. 6

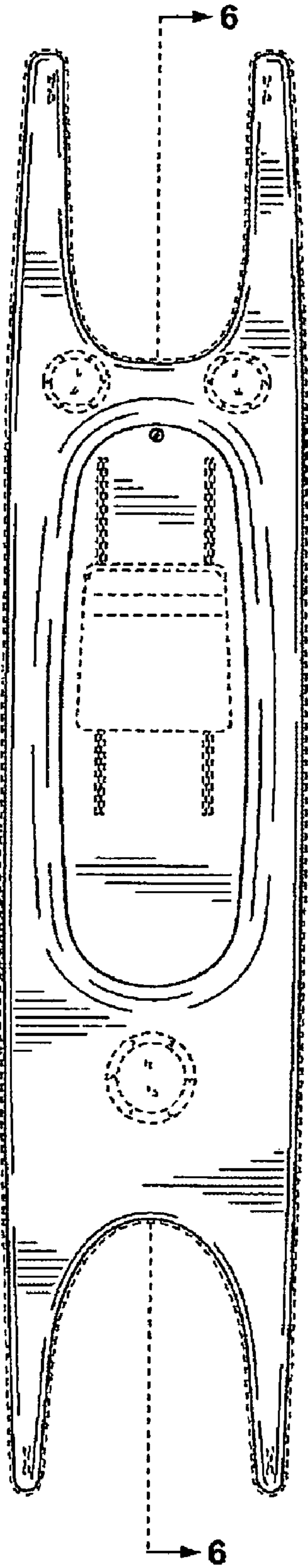


FIG. 4




FIG. 5