



US00D566638S

(12) **United States Design Patent**
Hu

(10) **Patent No.:** **US D566,638 S**

(45) **Date of Patent:** **** Apr. 15, 2008**

(54) **LICENSE PLATE FRAME**

(76) Inventor: **Ming-Liang Hu**, No. 129, Lane 523,
Sec. 3, Chung Cheng Rd., Jen Te,
Tainan Hsien (TW)

(**) Term: **14 Years**

(21) Appl. No.: **29/290,308**

(22) Filed: **Nov. 16, 2007**

(51) **LOC (8) Cl.** **12-16**

(52) **U.S. Cl.** **D12/193**

(58) **Field of Classification Search** D12/193;
D6/300-303, 310-314; 40/200-203, 207-216

See application file for complete search history.

(56) **References Cited**

U.S. PATENT DOCUMENTS

D345,541 S *	3/1994	Schmitz	D12/193
D377,927 S *	2/1997	Kreidt	D12/193
D440,194 S *	4/2001	Hussaini et al.	D12/193
D442,130 S *	5/2001	Hussaini et al.	D12/193
D475,335 S *	6/2003	Wang	D12/193
D521,916 S *	5/2006	Spencer	D12/193
D524,210 S *	7/2006	Spencer	D12/193
D524,707 S *	7/2006	Spencer	D12/193

D535,927 S *	1/2007	Tofer et al.	D12/193
D537,395 S *	2/2007	Magee	D12/193
D538,722 S *	3/2007	Tofer	D12/193

* cited by examiner

Primary Examiner—Stacia Cadmus

(74) *Attorney, Agent, or Firm*—Morgan, Lewis & Bockius
LLP

(57) **CLAIM**

The ornamental design for license plate frame, as shown and described.

DESCRIPTION

FIG. 1 is a perspective view of license plate frame showing my new design;

FIG. 2 is a front elevational view thereof;

FIG. 3 is a rear elevational view thereof;

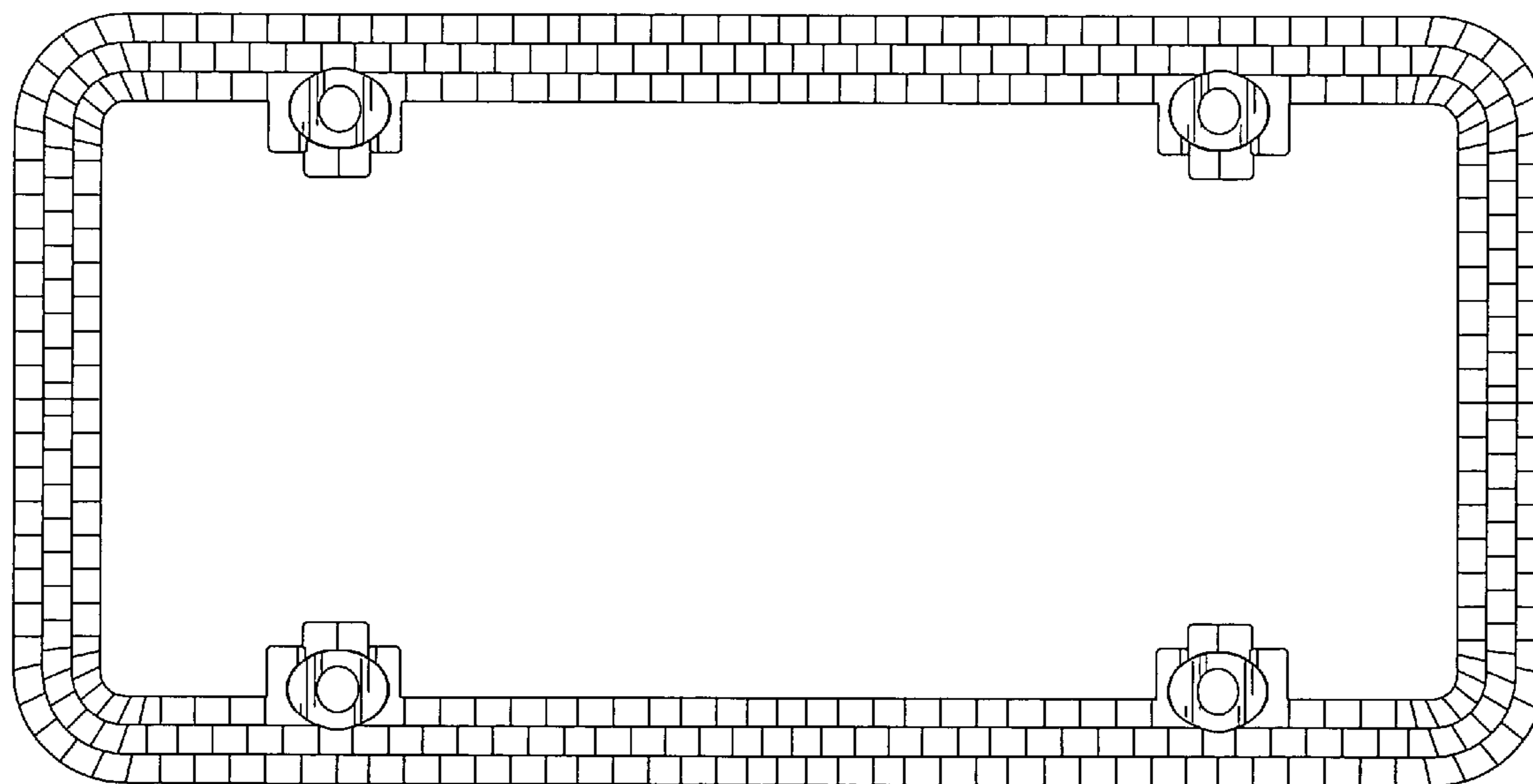
FIG. 4 is a left side elevational view thereof;

FIG. 5 is a right side elevational view thereof;

FIG. 6 is a top plan view thereof; and,

FIG. 7 is a bottom plan view thereof.

1 Claim, 5 Drawing Sheets



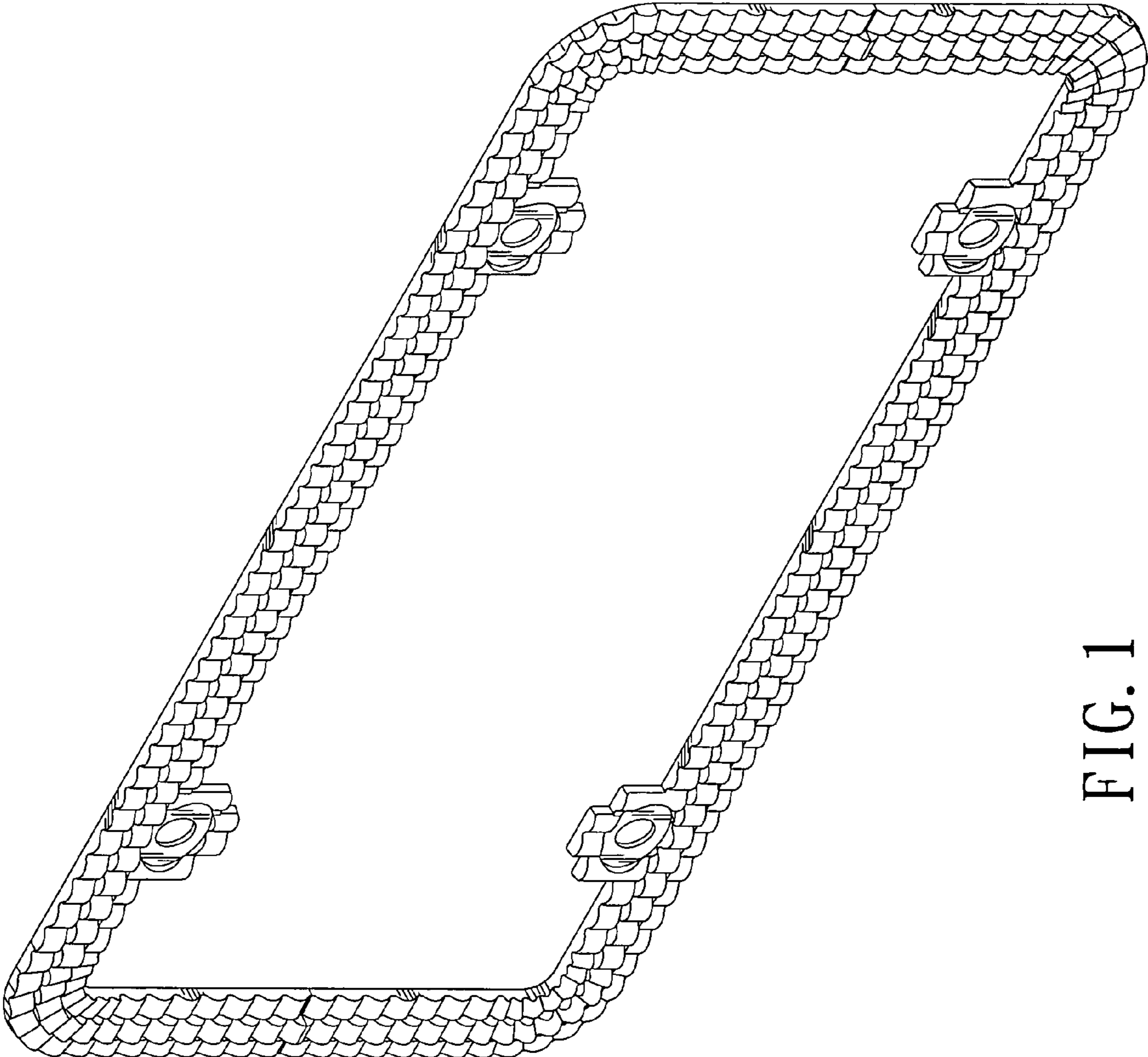


FIG. 1




FIG. 2

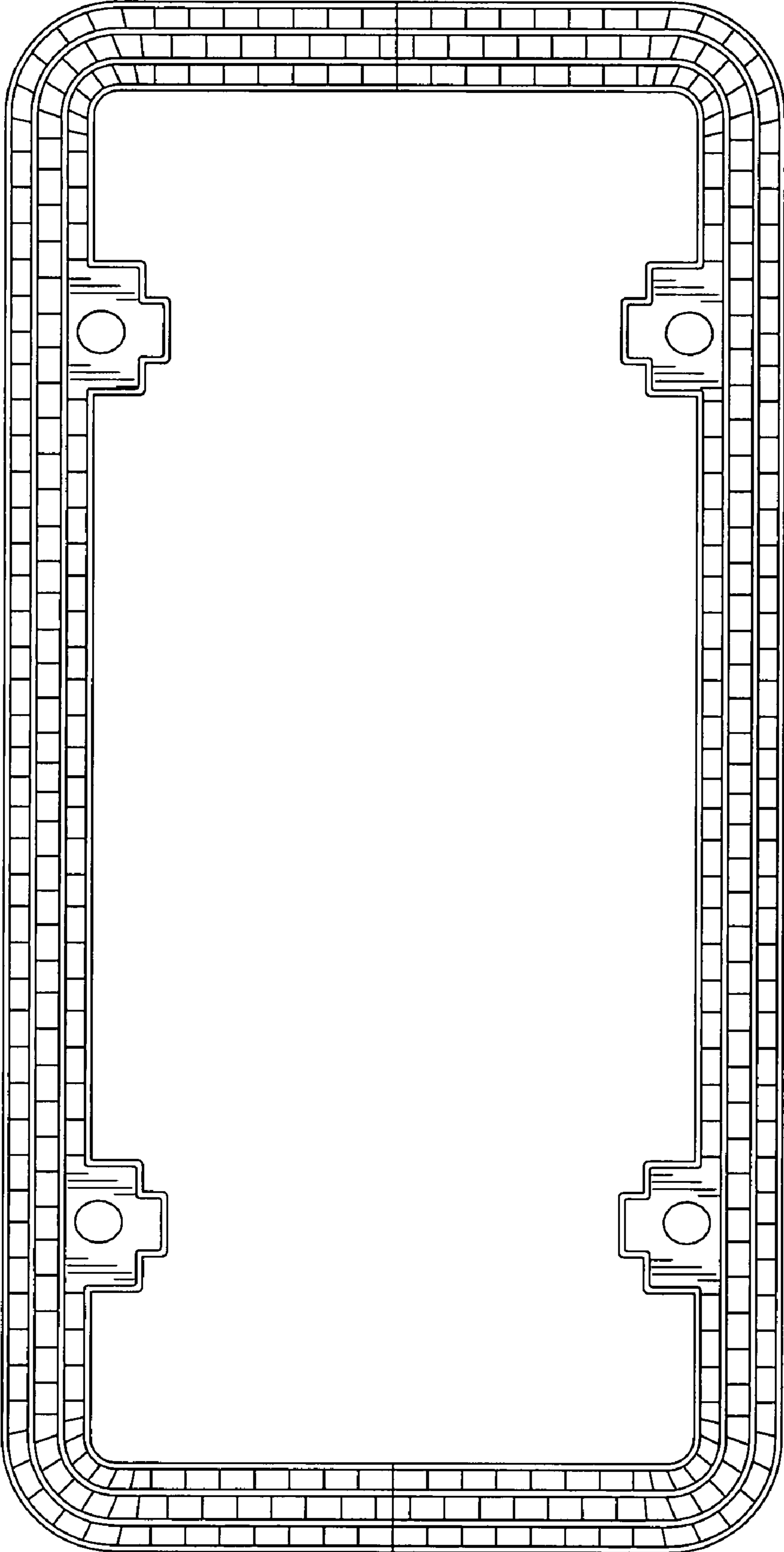


FIG. 3



FIG. 5



FIG. 4



FIG. 6



FIG. 7