



US00D566637S

(12) **United States Design Patent**
Hu

(10) **Patent No.:** **US D566,637 S**

(45) **Date of Patent:** **** Apr. 15, 2008**

(54) **LICENSE PLATE FRAME**

D464,301 S * 10/2002 Ohm D12/193
D469,392 S * 1/2003 Ohm et al. D12/193

(76) Inventor: **Ming-Liang Hu**, No. 129, Lane 523,
Sec. 3, Chung Cheng Rd., Jen Te,
Tainan Hsien (TW)

* cited by examiner

Primary Examiner—Stacia Cadmus
(74) *Attorney, Agent, or Firm*—Morgan, Lewis & Bockius
LLP

(**) Term: **14 Years**

(21) Appl. No.: **29/290,292**

(57) **CLAIM**

(22) Filed: **Nov. 16, 2007**

The ornamental design for license plate frame, as shown and described.

(51) **LOC (8) Cl.** **12-16**

(52) **U.S. Cl.** **D12/193**

(58) **Field of Classification Search** D12/193;
D6/300–303, 310–314; 40/200–203, 207–216
See application file for complete search history.

DESCRIPTION

FIG. 1 is a perspective view of license plate frame showing my new design;

FIG. 2 is a front elevational view thereof;

FIG. 3 is a rear elevational view thereof;

FIG. 4 is a left side elevational view thereof;

FIG. 5 is a right side elevational view thereof;

FIG. 6 is a top plan view thereof; and,


FIG. 7 is a bottom plan view thereof.

(56) **References Cited**

U.S. PATENT DOCUMENTS

D257,341 S	*	10/1980	Blaser	D12/193
D348,425 S	*	7/1994	Leu	D12/193
D375,072 S	*	10/1996	Chiou	D12/193
D381,003 S	*	7/1997	Chiou	D12/193
D397,075 S	*	8/1998	Spencer	D12/193
D398,271 S	*	9/1998	Wang	D12/193

1 Claim, 6 Drawing Sheets






FIG. 1




FIG. 2

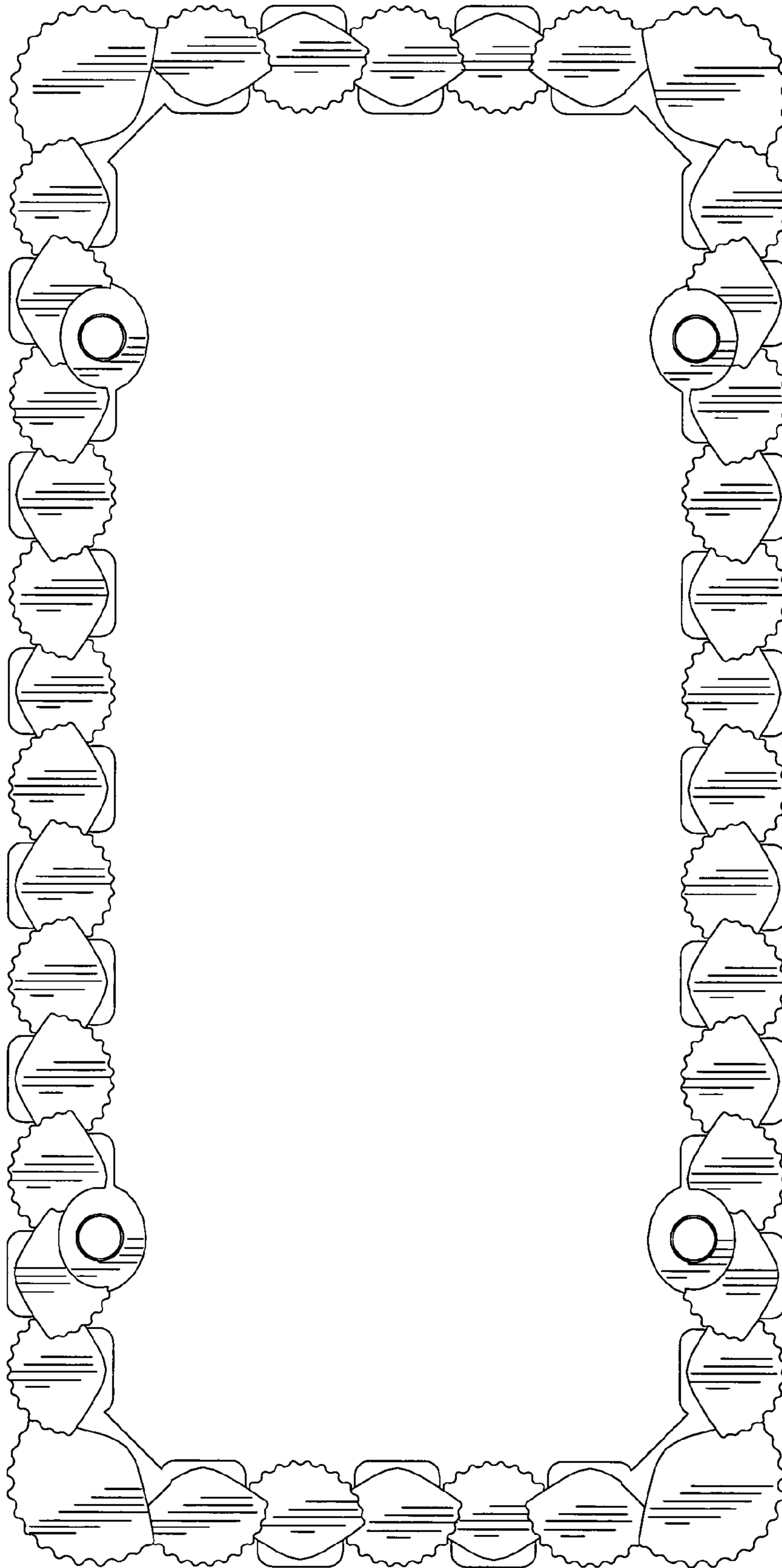


FIG. 3



FIG. 5



FIG. 4



FIG. 6



FIG. 7