



US00D566635S

(12) **United States Design Patent** (10) **Patent No.:** **US D566,635 S**
Rosen et al. (45) **Date of Patent:** **** Apr. 15, 2008**

(54) **TRUCK QUARTER FENDER**

(57) **CLAIM**

(75) Inventors: **David B. Rosen**, Flower Mound, TX (US); **Aaron M. Elliott**, Denton, TX (US); **Phillip J. Hall**, Denton, TX (US)

The ornamental design for a truck quarter fenders, as shown and described.

(73) Assignee: **PACCAR Inc**, Bellevue, WA (US)

DESCRIPTION

(**) Term: **14 Years**

FIG. 1 is a front perspective view of a truck quarter fender showing our new design;

(21) Appl. No.: **29/278,168**

FIG. 2 is a top plan view of the truck quarter fender of FIG. 1;

(22) Filed: **Mar. 21, 2007**

FIG. 3 is a bottom plan view of the truck quarter fender of FIG. 1;

(51) **LOC (8) Cl.** **12-16**

(52) **U.S. Cl.** **D12/184; D12/173**

FIG. 4 is a rear elevational view of the truck quarter fender of FIG. 1;

(58) **Field of Classification Search** D12/173, D12/96, 97, 184; 180/69.2, 89.12, 89.13, 180/89.67, 89.7; 296/184.1

See application file for complete search history.

FIG. 5 is a front elevational view of the truck quarter fender of FIG. 1;

(56) **References Cited**

FIG. 6 is a left side elevational view of the truck quarter fender of FIG. 1;

U.S. PATENT DOCUMENTS

FIG. 7 is a right side elevational view of the truck quarter fender of FIG. 1;

D291,872 S	9/1987	Simons
D291,982 S	9/1987	Simons
D307,731 S	5/1990	Kerney
D308,032 S	5/1990	Kerney
D312,805 S	12/1990	Marlowe
D313,966 S	1/1991	Marlowe
D320,583 S	10/1991	Simons
D329,214 S	9/1992	Marlowe
D366,638 S	1/1996	Tucker
D366,640 S	1/1996	Tucker
D382,841 S	8/1997	Norwood

FIG. 8 is a front perspective view of the truck quarter fender showing a second embodiment of our new design;

(Continued)

OTHER PUBLICATIONS

FIG. 9 is a top plan view of the truck quarter fender of FIG. 8;

Kenworth Truck Company W900 brochure, Kirkland, Wash., 2005.

FIG. 10 is a bottom plan view of the truck quarter fender of FIG. 8;

(Continued)

FIG. 11 is a rear elevational view of the truck quarter fender of FIG. 8;

Primary Examiner—Melody N. Brown
(74) *Attorney, Agent, or Firm*—Christensen O'Connor Johnson Kindness PLLC

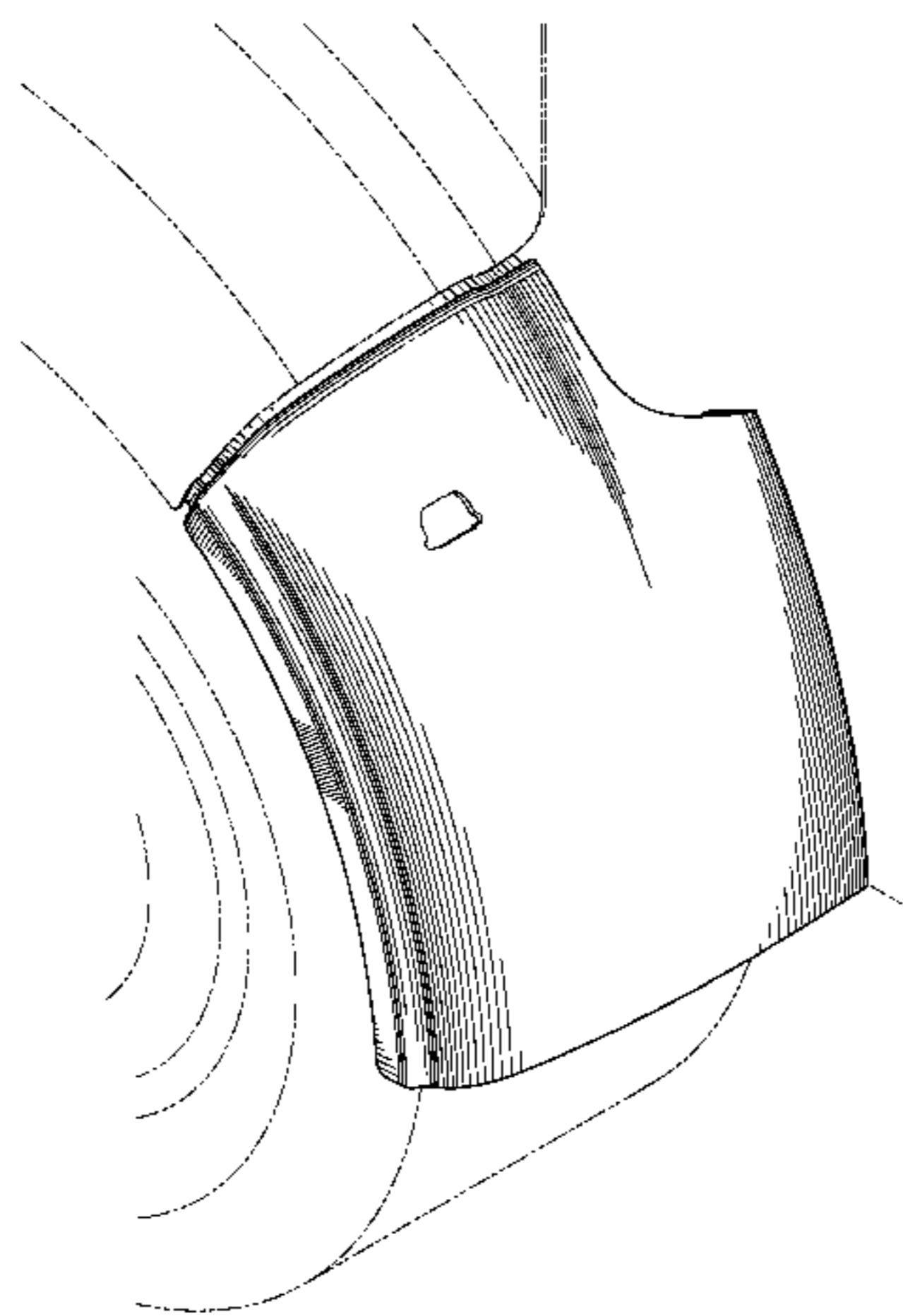
FIG. 12 is a front elevational view of the truck quarter fender of FIG. 8;

FIG. 13 is a right side elevational view of the truck quarter fender of FIG. 8; and,

FIG. 14 is a left side elevational view of the truck quarter fender of FIG. 8.

The broken lines in the drawings form no part of the claimed design.

1 Claim, 10 Drawing Sheets



US D566,635 S

Page 2

U.S. PATENT DOCUMENTS

D382,844 S 8/1997 Norwood
D384,019 S 9/1997 Meryman
D395,860 S 7/1998 Meryman
D401,198 S 11/1998 Mueller
D403,636 S 1/1999 Meryman
D411,140 S 6/1999 Meryman
D411,494 S 6/1999 Meryman
D412,689 S 8/1999 Onopa
D422,251 S 4/2000 Bader
D423,990 S 5/2000 Meryman
D424,489 S 5/2000 Damon
D425,450 S 5/2000 Barraclough
D431,806 S 10/2000 Damon
D433,980 S 11/2000 Conway
D433,981 S 11/2000 Davis
D434,347 S 11/2000 Damon
D434,358 S 11/2000 Conway
D435,816 S 1/2001 Delashaw
D436,563 S 1/2001 Delashaw
D436,894 S 1/2001 Barraclough
D437,258 S 2/2001 Meryman
D437,570 S 2/2001 Meryman
D443,853 S 6/2001 Barraclough
D446,175 S 8/2001 Hoyle, Jr.
D450,277 S 11/2001 Onopa
D455,381 S 4/2002 Maher
D460,023 S 7/2002 Beigel
D465,749 S 11/2002 Beigel
D466,450 S 12/2002 Maher
D475,657 S 6/2003 Wong
D478,300 S 8/2003 Chiang
D482,993 S 12/2003 Conway
D484,077 S 12/2003 Conway
D486,102 S 2/2004 Perfetti
D488,112 S 4/2004 Satou

D490,749 S 6/2004 Satou
D492,921 S 7/2004 Perfetti
D494,900 S 8/2004 Satou
D497,581 S 10/2004 Conway
D502,901 S 3/2005 Delashaw
D502,904 S 3/2005 Delashaw
D504,642 S 5/2005 Perfetti
D511,727 S 11/2005 Shaw
D512,666 S 12/2005 Chiang
D514,483 S 2/2006 Chiang
D518,761 S 4/2006 Chiang
D522,426 S 6/2006 Beigel
D522,945 S 6/2006 Beigel
D524,204 S * 7/2006 Beigel D12/184
D540,727 S * 4/2007 Elliott et al. D12/196
D545,255 S * 6/2007 Angelo et al. D12/173

OTHER PUBLICATIONS

Kenworth Truck Company W900 brochure, Kirkland, Wash., 2002.
Kenworth Truck Company W900 brochure, Kirkland, Wash., 1996.
Kenworth Truck Company T2000 brochure, Kirkland, Wash., 2005.
Kenworth Truck Company T2000 brochure, Kirkland, Wash., 2002.
Kenworth Truck Company T800 brochure, Kirkland, Wash., 2005.
Kenworth Truck Company T800 brochure, Kirkland, Wash., 2003.
Kenworth Truck Company T800 brochure, Kirkland, Wash., 2002.
Kenworth Truck Company T600 brochure, Kirkland, Wash., 2005.
Kenworth Truck Company T600 brochure, Kirkland, Wash., 2002.
Kenworth Truck Company T600 brochure, Kirkland, Wash., 1996.
Kenworth Truck Company T300 brochure, Kirkland, Wash., 2005.
Kenworth Truck Company T300 brochure, Kirkland, Wash., 2001.
Peterbilt Motors Company, Models brochure, Denton, Texas, 1997.
Peterbilt Motors Company, 357 brochure, Denton, Texas, 1999.
Peterbilt Motors Company, Construction Trucks brochure, Denton, Texas, 2003.
Peterbilt Motors Company, Models brochure, Denton, Texas, 2005.

* cited by examiner

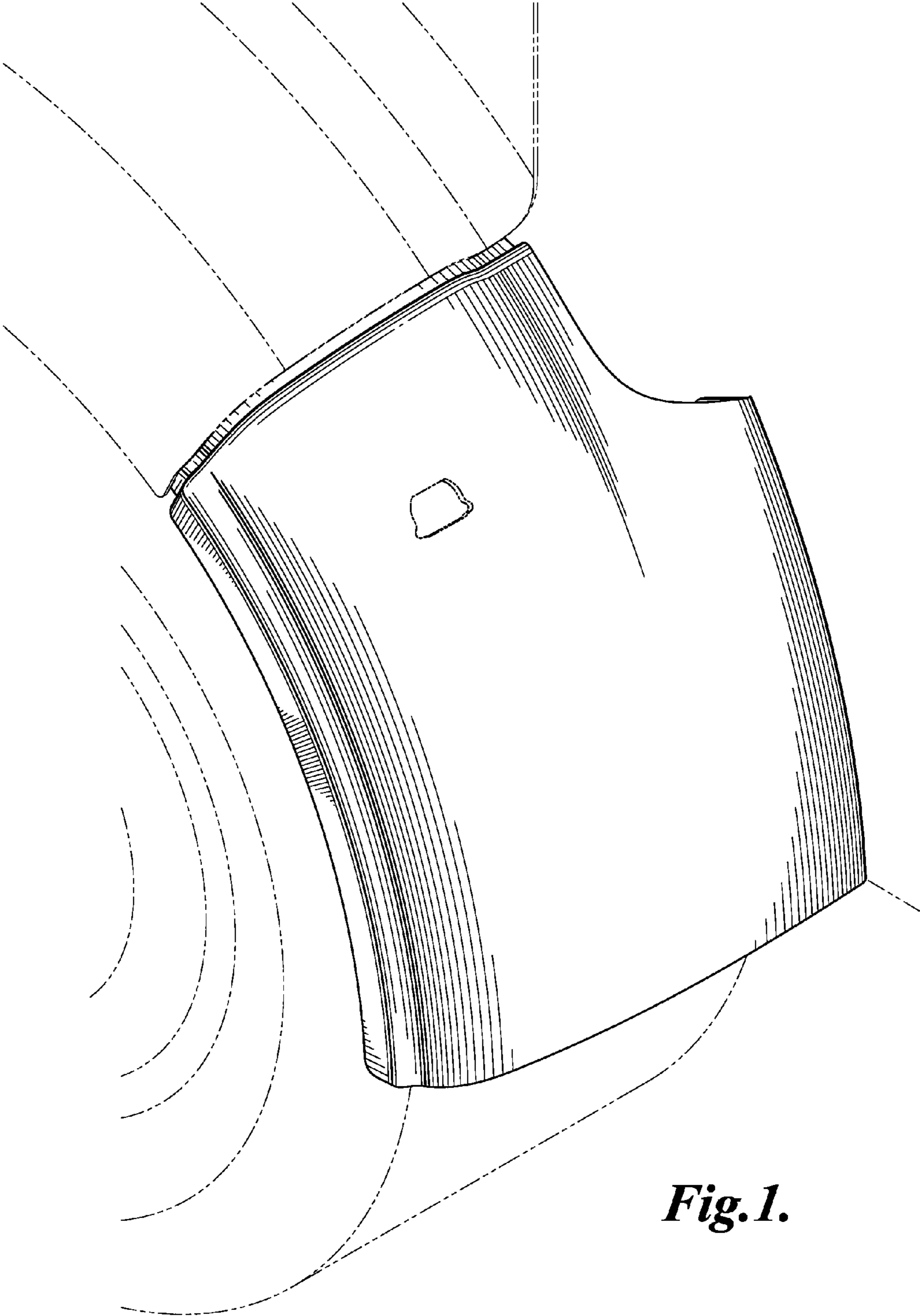


Fig. 1.

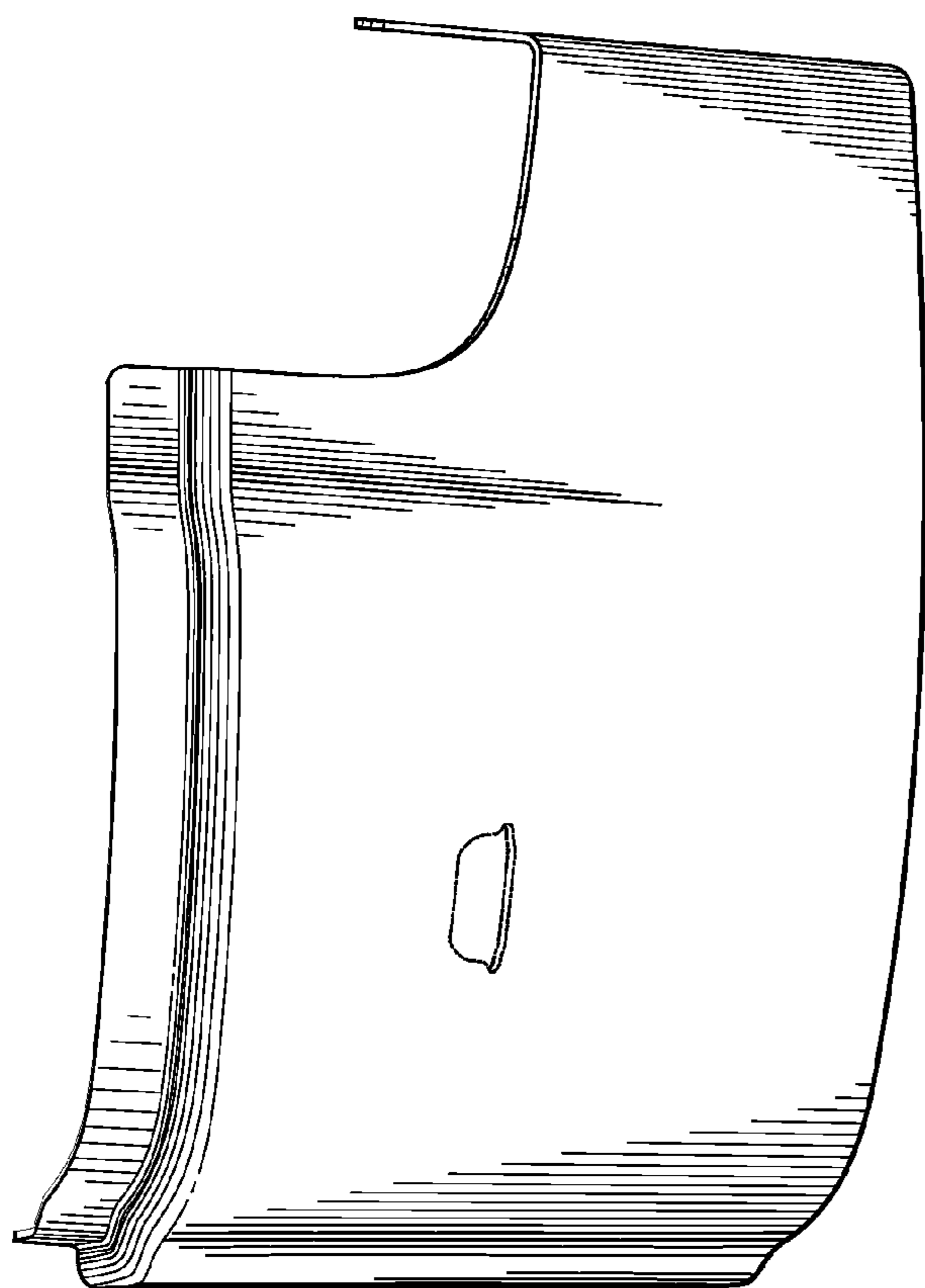


Fig. 2.

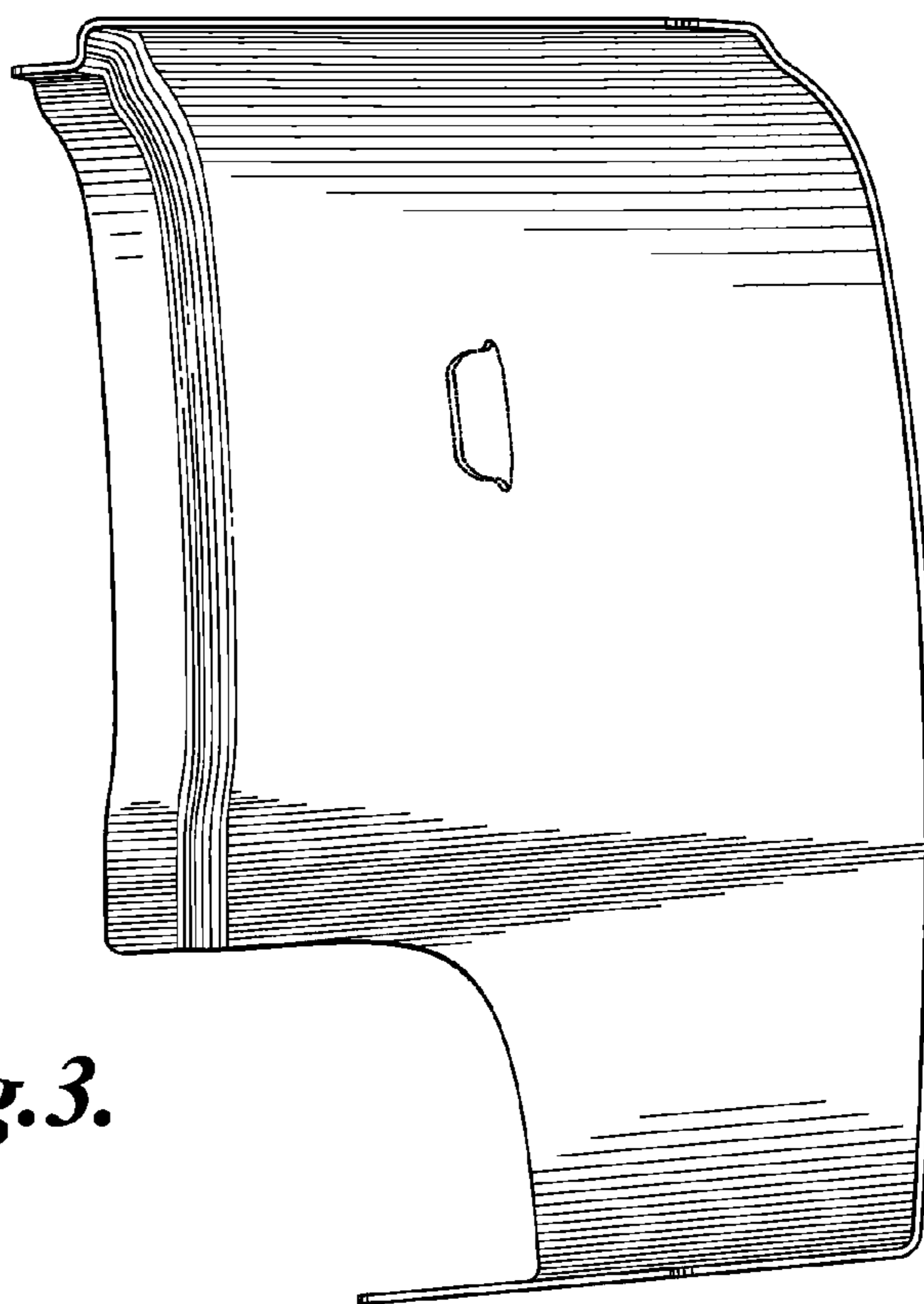


Fig. 3.

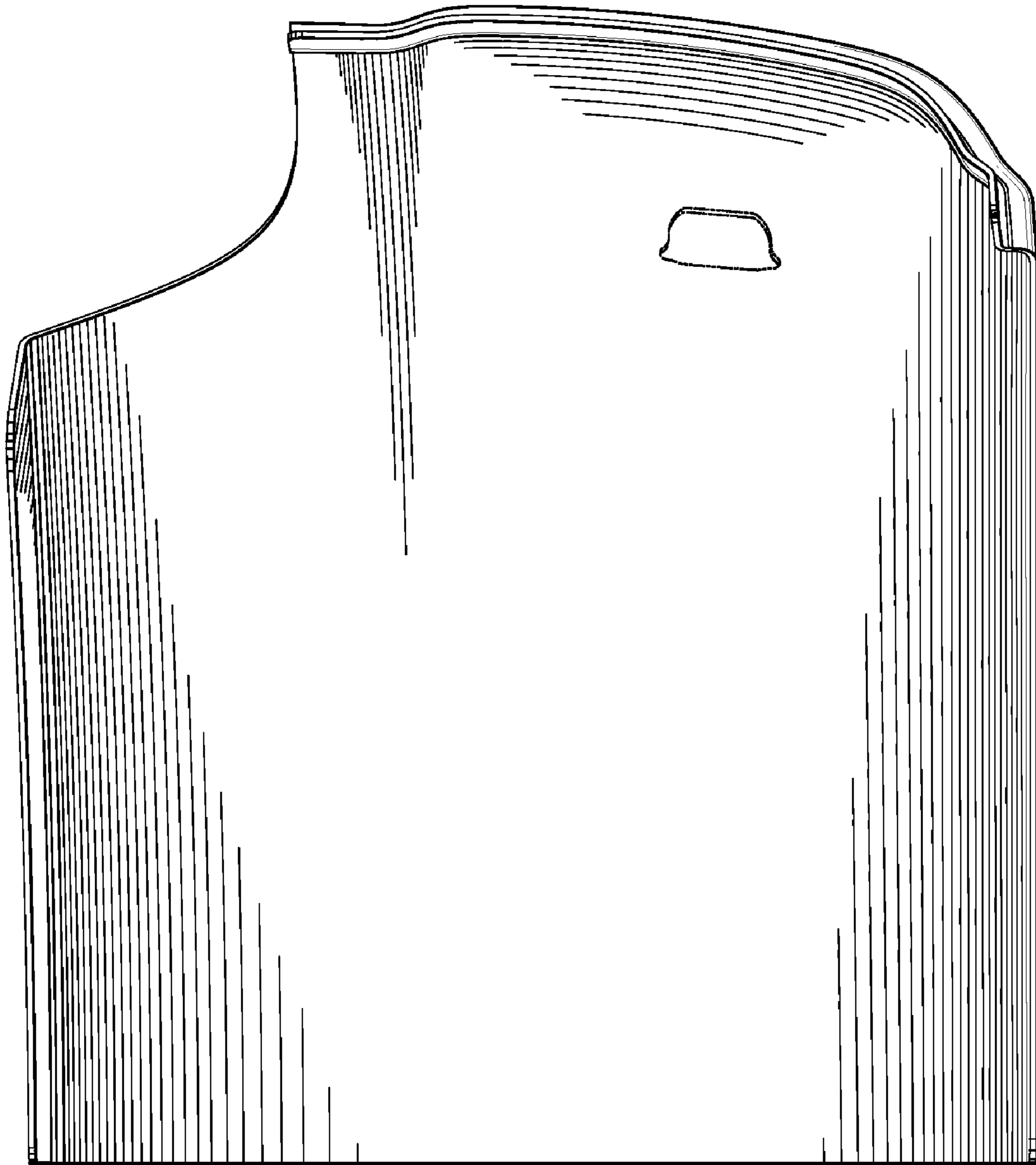


Fig.4.

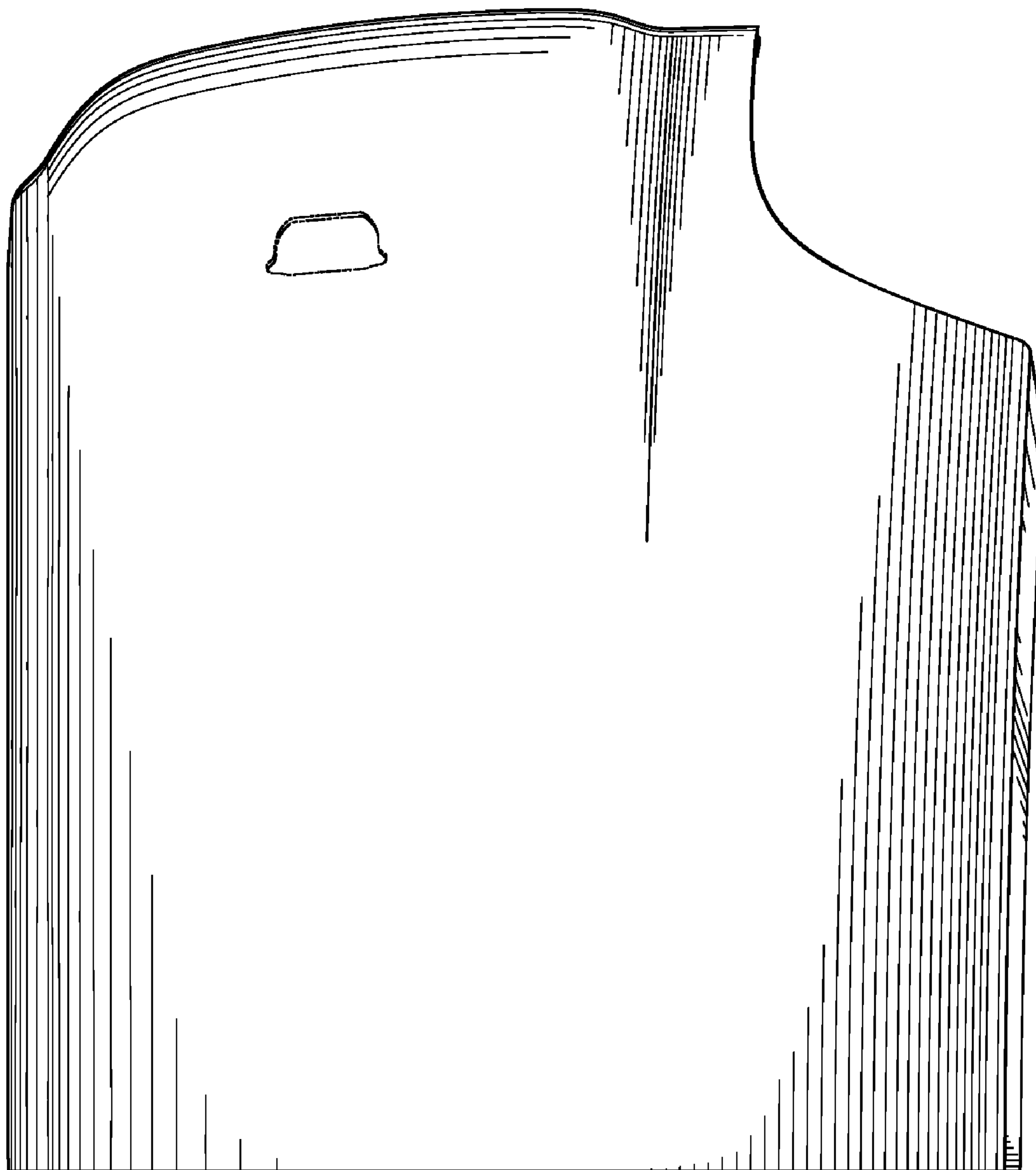


Fig. 5.

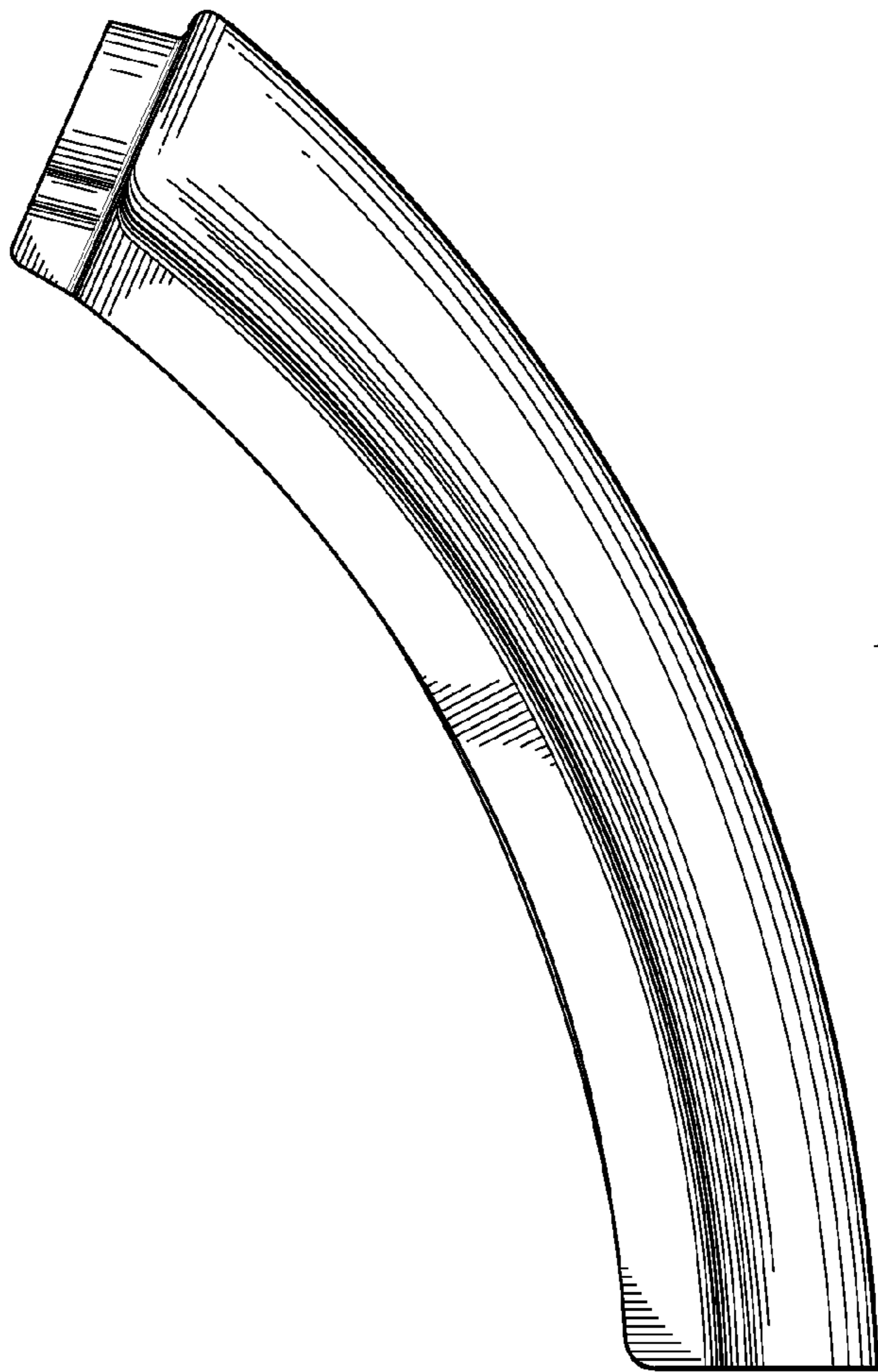


Fig. 6.

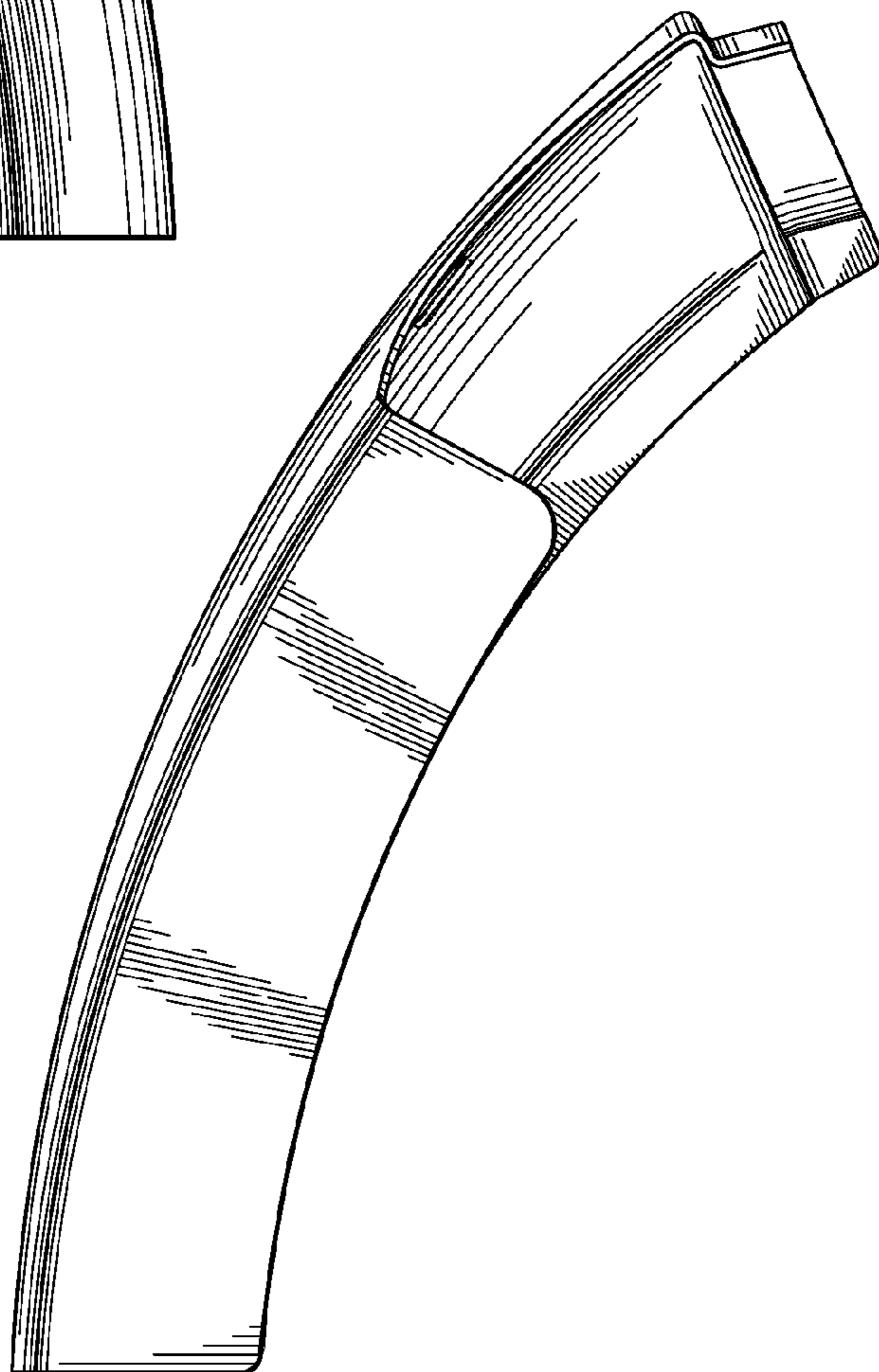


Fig. 7.

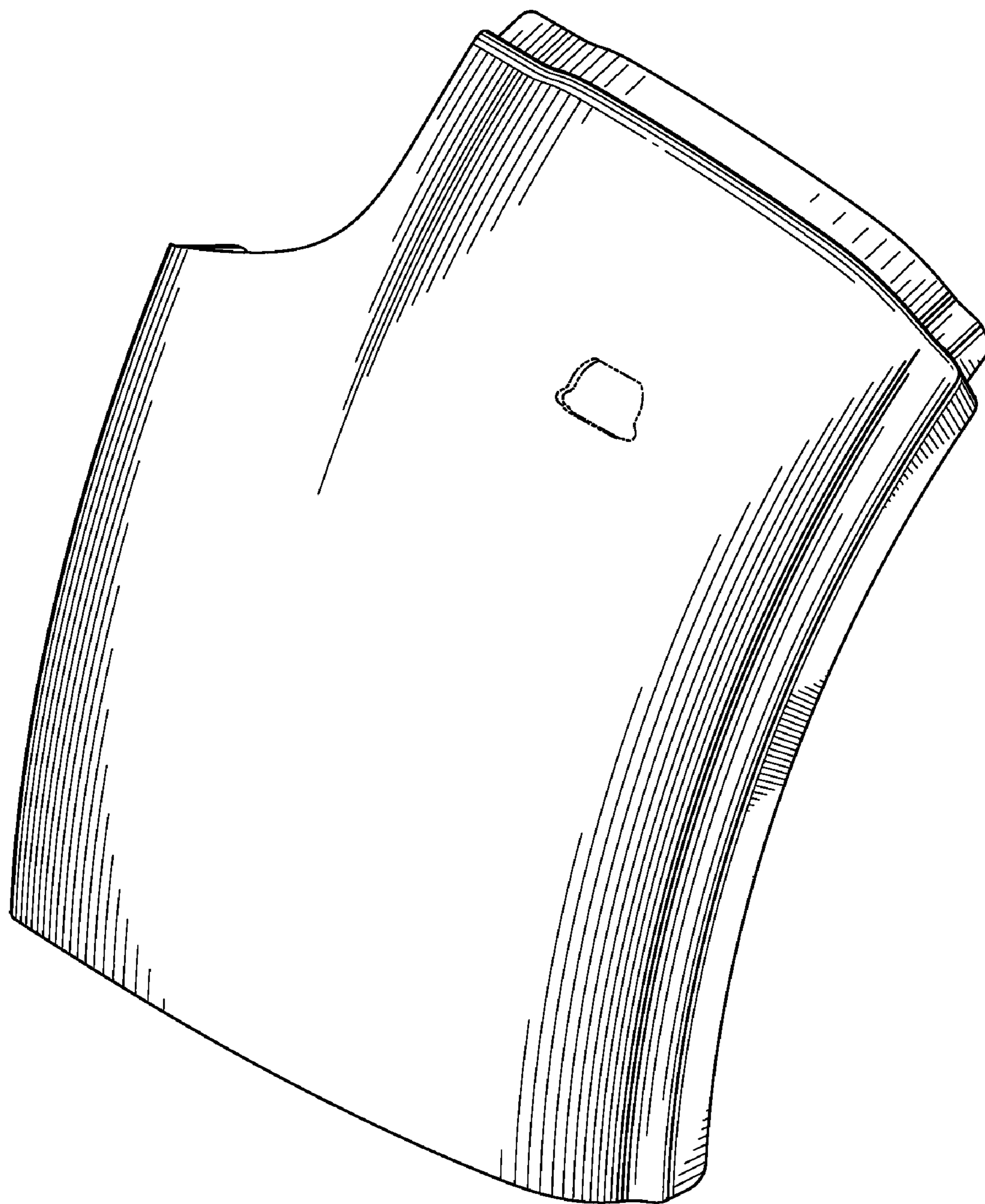


Fig. 8.

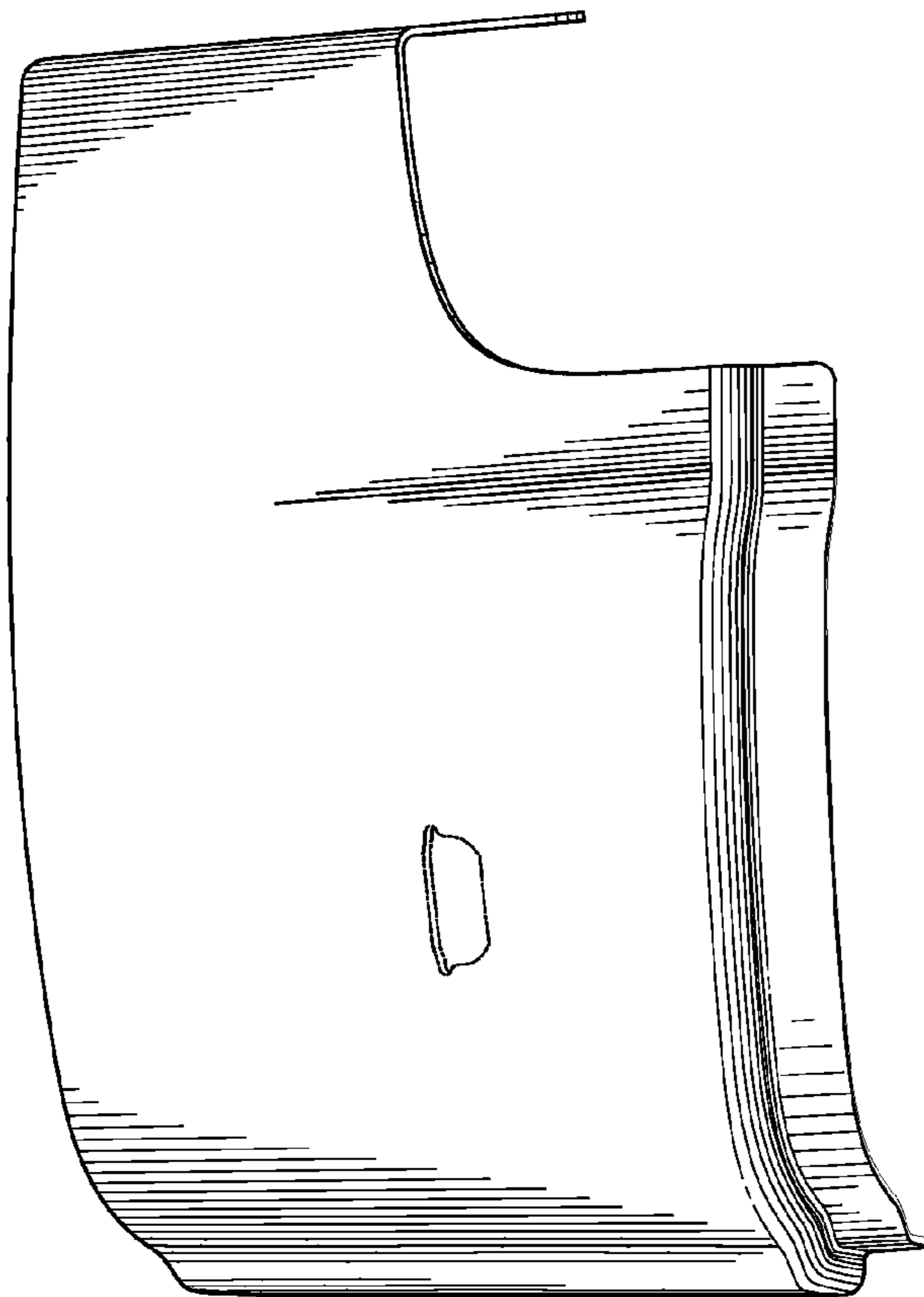


Fig. 9.

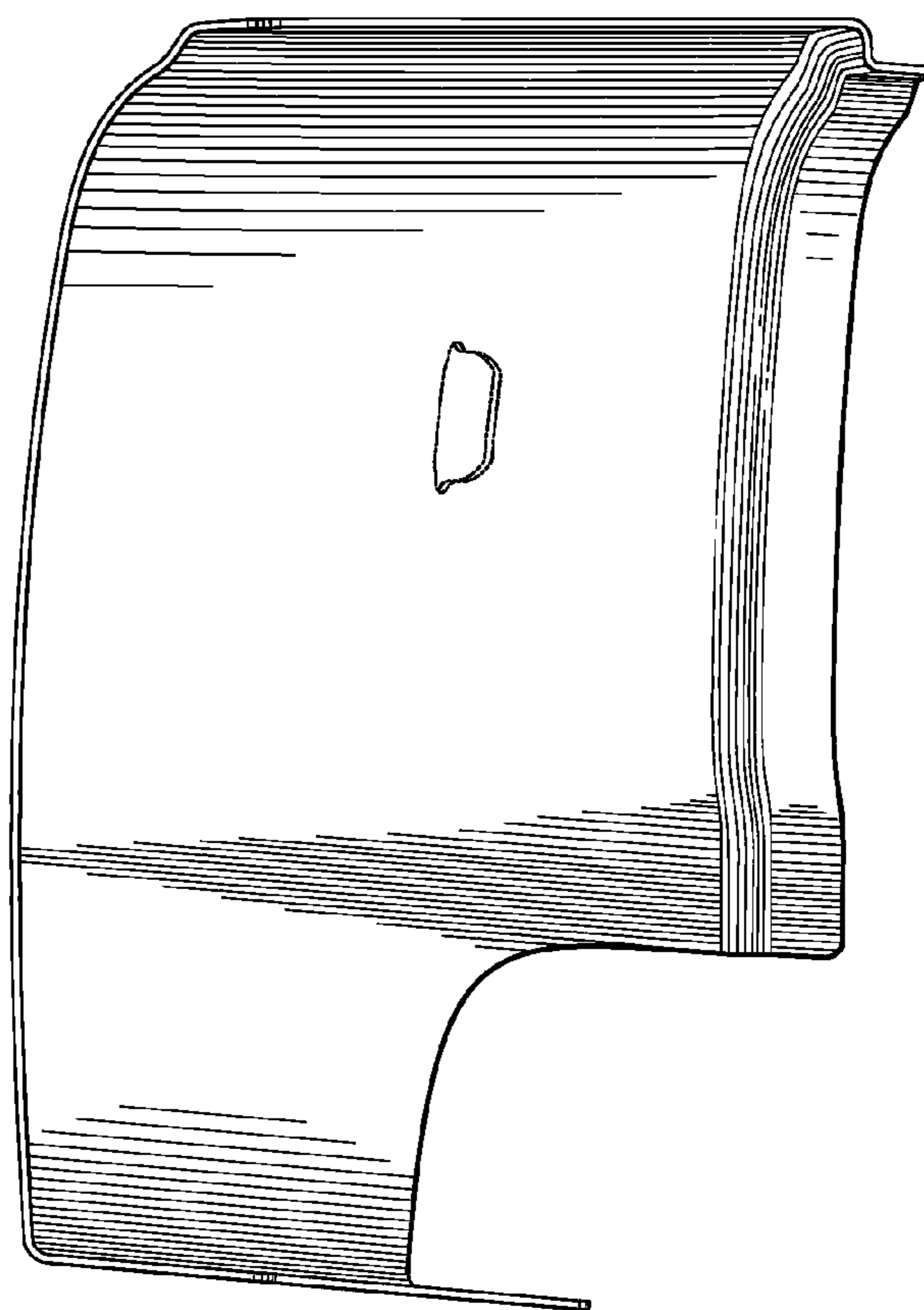


Fig. 10.

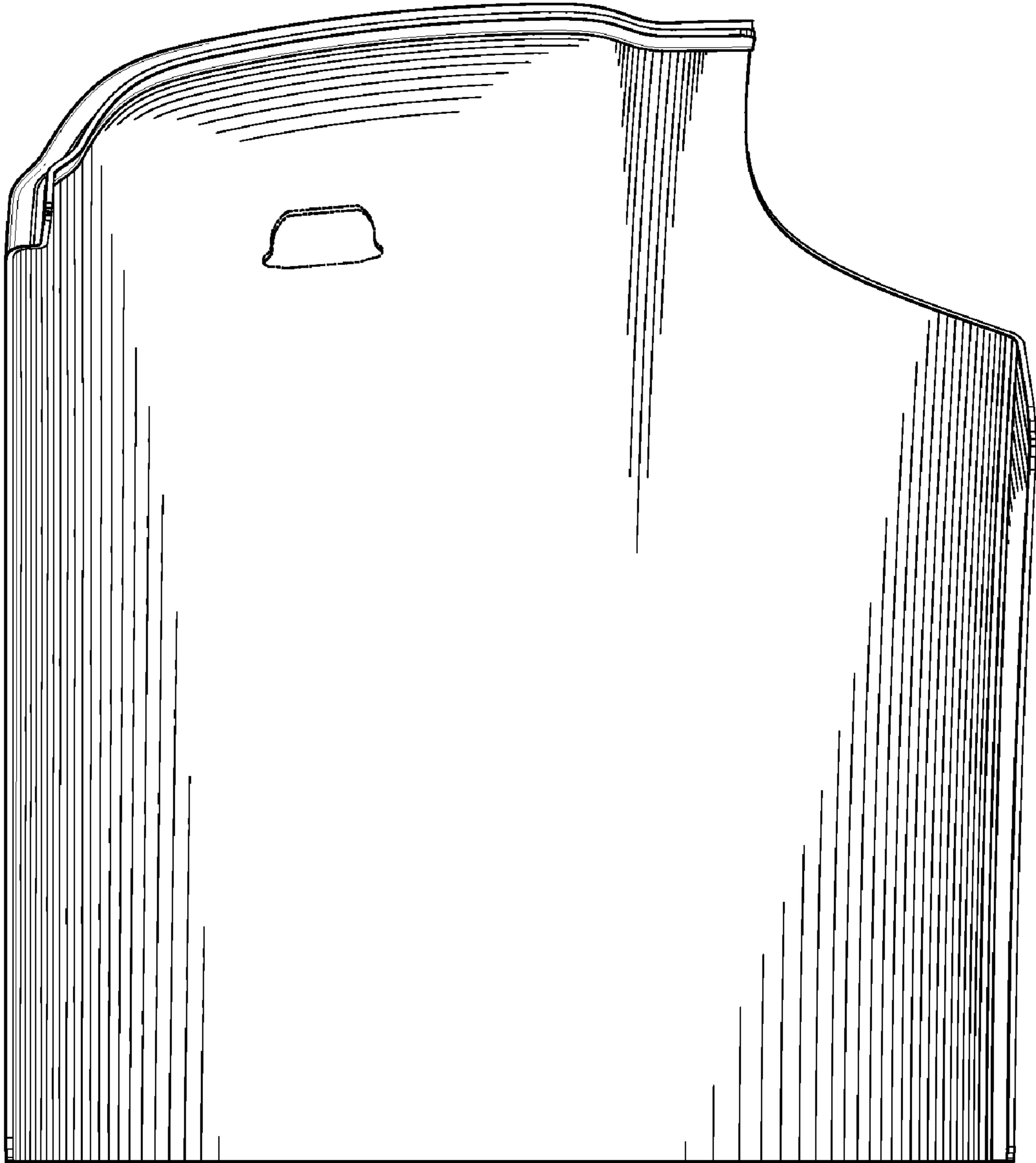


Fig. 11.

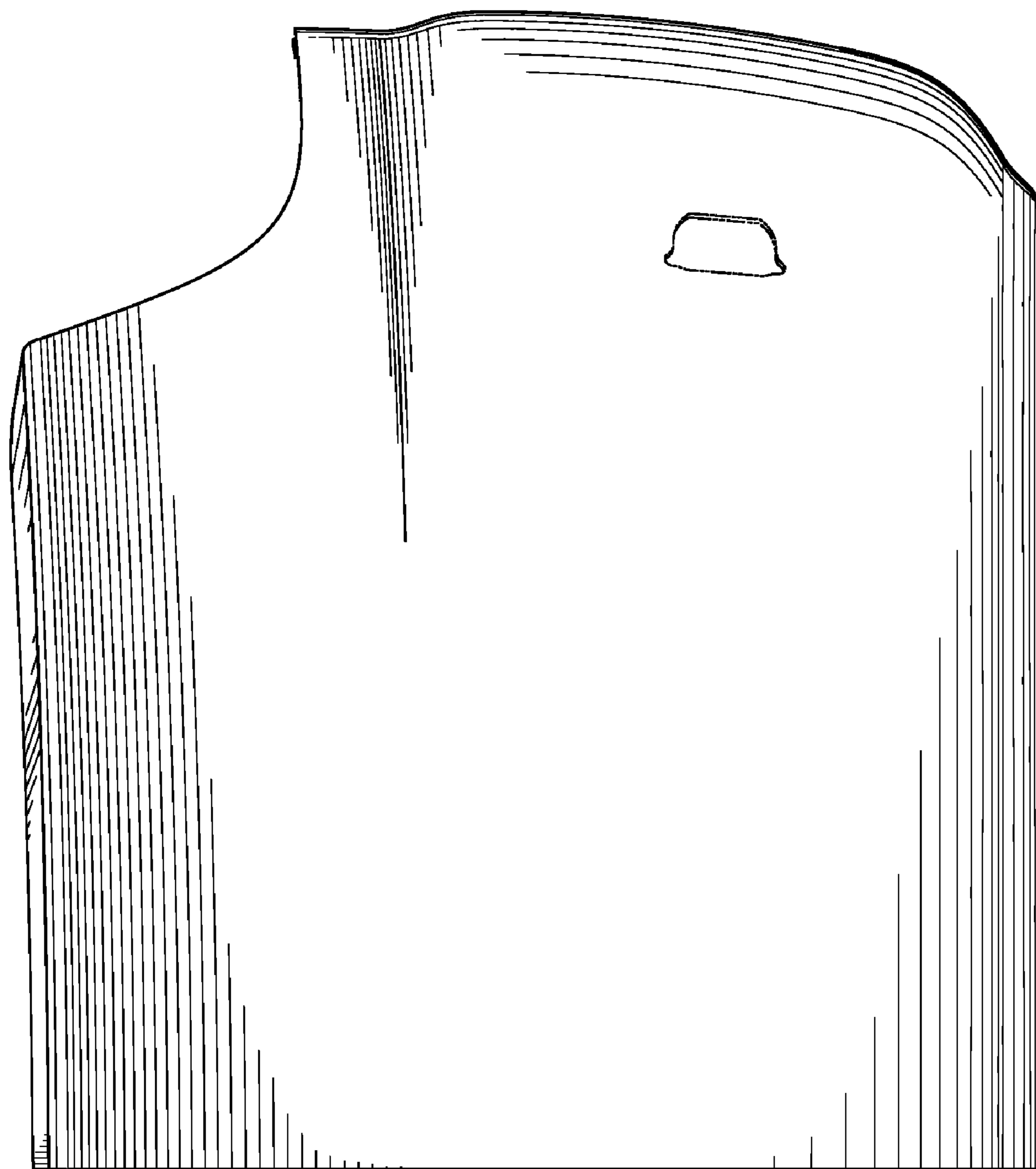


Fig. 12.

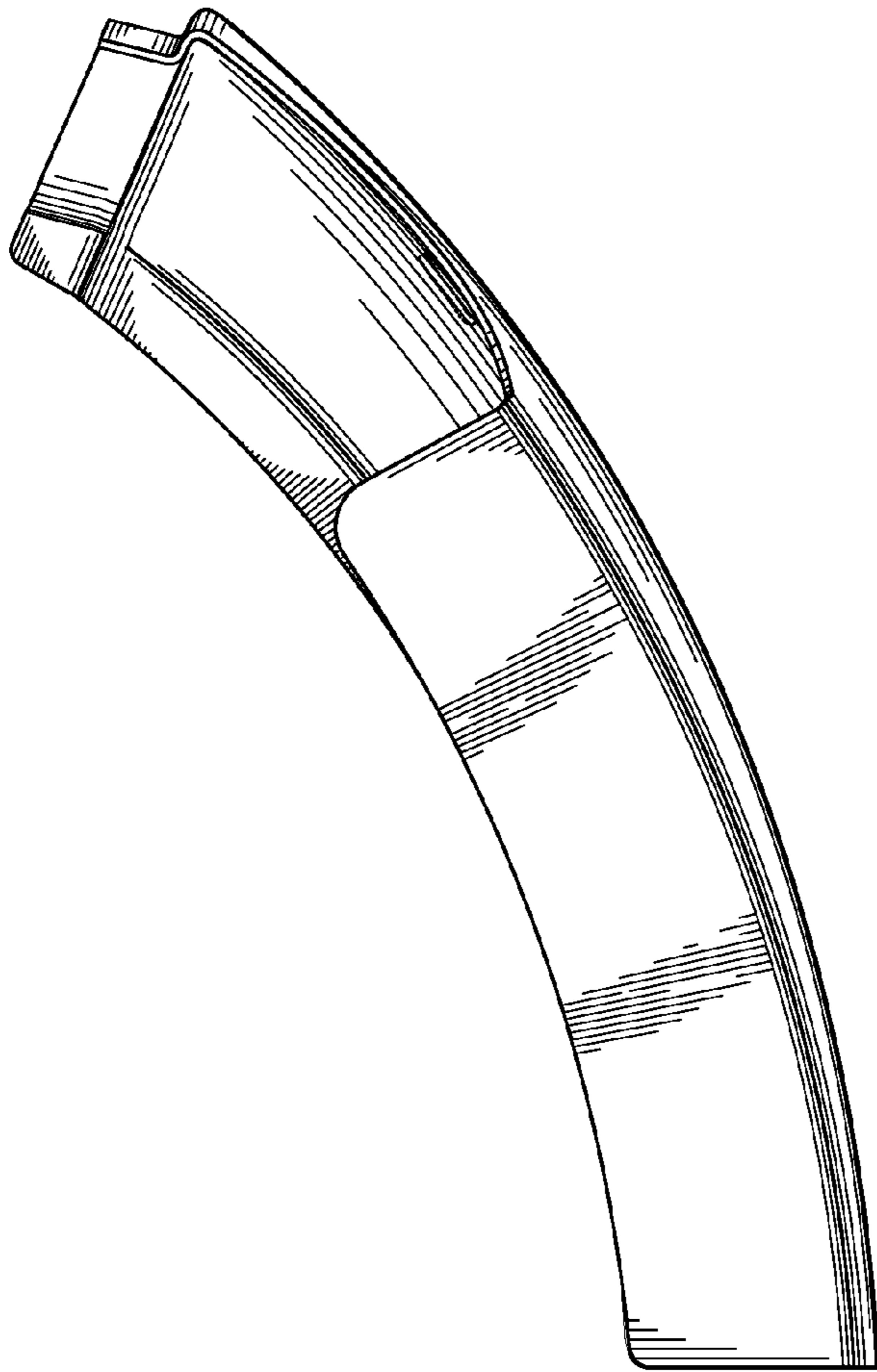


Fig. 13.

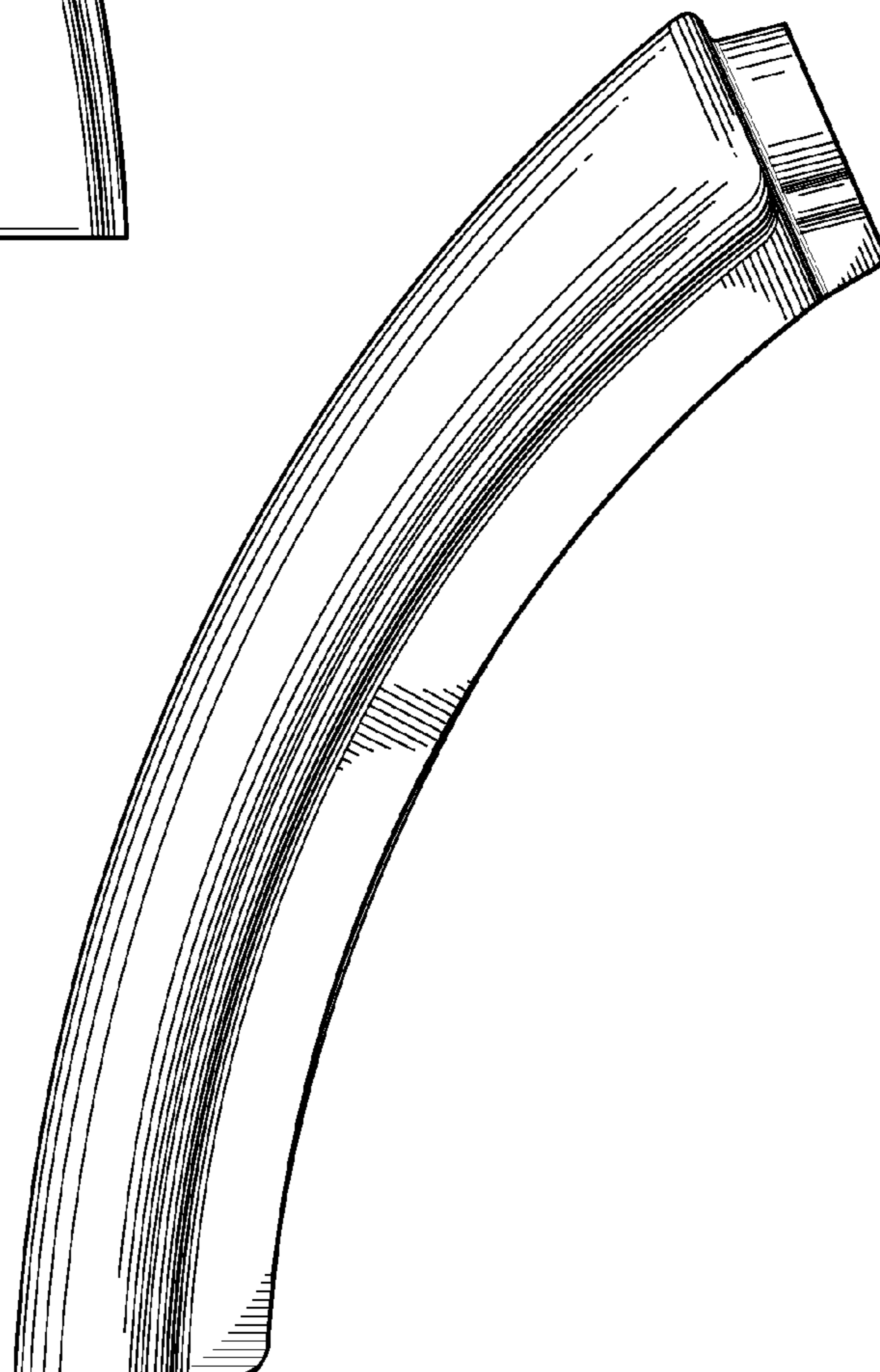


Fig. 14.