



US00D566617S

(12) **United States Design Patent** (10) **Patent No.:** **US D566,617 S**
Fullalove et al. (45) **Date of Patent:** **** Apr. 15, 2008**

(54) **DISPLAY DEVICE FOR A FLAGPOLE**

D536,637 S * 2/2007 Plitman D11/182
D540,713 S * 4/2007 Stegmann et al. D11/181
2005/0272515 A1* 12/2005 Hurley et al. 116/173

(75) Inventors: **Jim Fullalove**, Leatherhead (GB);
Andrew Clift, London (GB); **Martin Riddiford**, London (GB)

* cited by examiner

(73) Assignee: **Golf Flagstick Advertising (UK) Ltd.**,
London (GB)

Primary Examiner—Ian Simmons
Assistant Examiner—Anhdao Doan
(74) *Attorney, Agent, or Firm*—Bryan Cave LLP

(**) Term: **14 Years**

(21) Appl. No.: **29/270,132**

(22) Filed: **Dec. 15, 2006**

(51) **LOC (8) Cl.** **11-05**

(52) **U.S. Cl.** **D11/165; D11/181**

(58) **Field of Classification Search** D11/165–167,
D11/181, 182; 116/173–175, 28 R; 248/536,
248/539; D20/16, 17, 41, 42; D7/300.2;
40/607.02, 607.03; D8/303, 307; D25/42–44,
D25/126

See application file for complete search history.

(56) **References Cited**

U.S. PATENT DOCUMENTS

5,116,204 A * 5/1992 Power et al. 40/607.03
D430,447 S * 9/2000 Thuma D7/300.2
6,346,055 B1 * 2/2002 Rege 473/409
D464,589 S * 10/2002 Ursprung D11/165
D471,241 S * 3/2003 Spiller D20/41

(57) **CLAIM**

We claim the ornamental design for a display device for a flagpole, as shown and described.

DESCRIPTION

FIG. 1 is a front, left, top perspective view of the display device for a flagpole;

FIG. 2 left side view thereof;

FIG. 3 is a front view thereof;

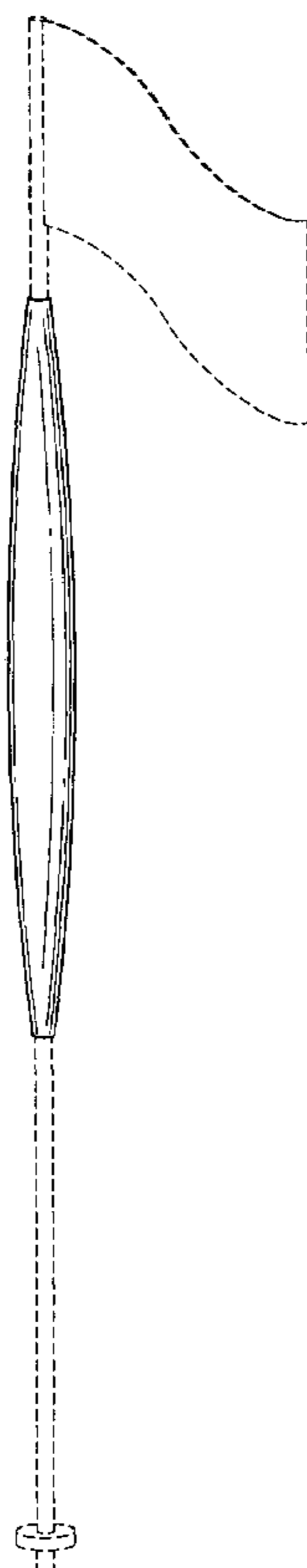
FIG. 4 is a rear view thereof.

FIG. 5 is a top view thereof; and,

FIG. 6 is a bottom view thereof.

The broken lines in the drawings are for illustrative purposes only and form no part of the claimed design. The right side view of the display device for a flagpole is a mirror image of FIG. 2.

1 Claim, 1 Drawing Sheet



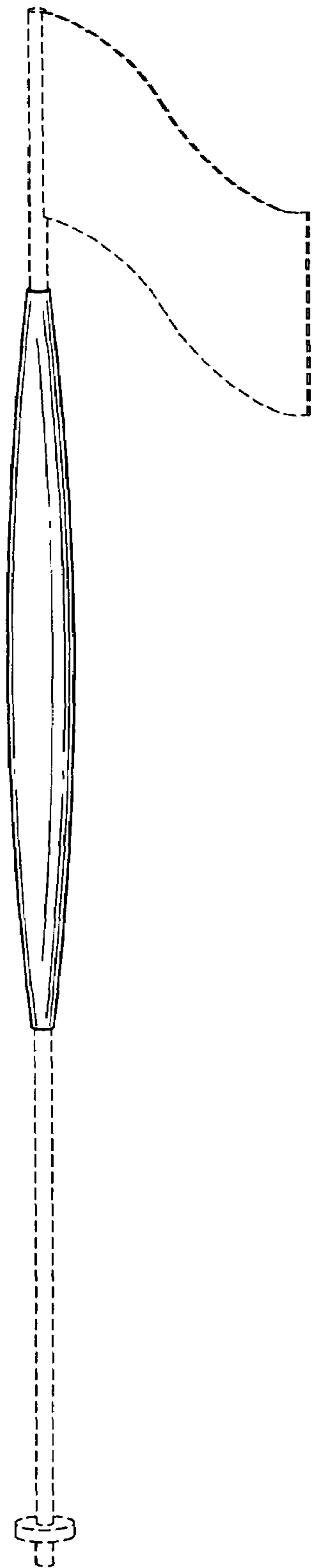


FIG. 1

FIG. 5

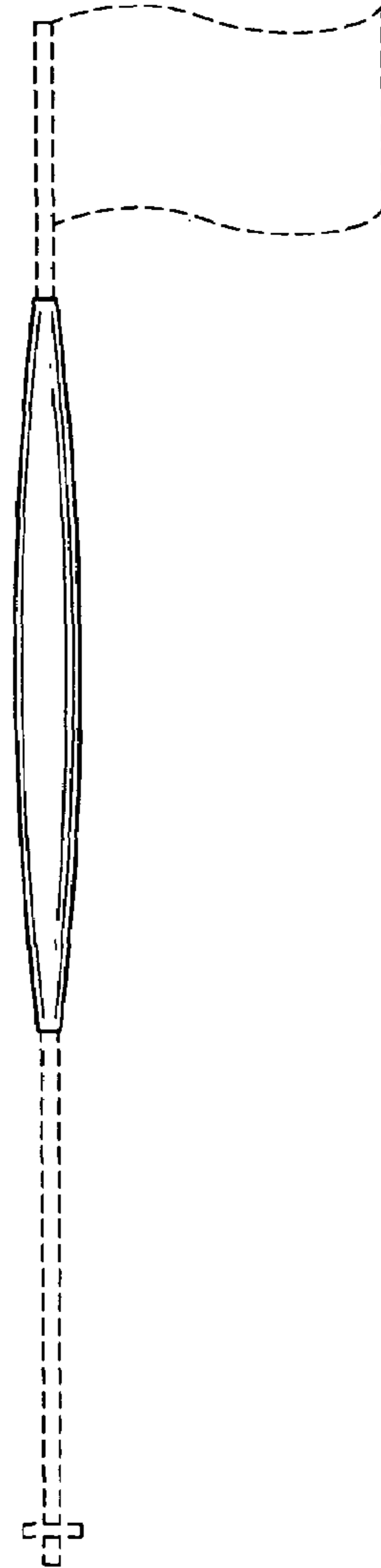


FIG. 2



FIG. 3



FIG. 4



FIG. 6