

US00D566614S

(12) **United States Design Patent**
Chase

(10) **Patent No.:** **US D566,614 S**

(45) **Date of Patent:** **** Apr. 15, 2008**

(54) **FULL STRUT TURKEY PLAQUE**

(76) **Inventor:** **William C. Chase**, 6392 Albion Rd.,
Oakfield, NY (US) 14125

(**) **Term:** **14 Years**

(21) **Appl. No.:** **29/259,286**

(22) **Filed:** **May 5, 2006**

(51) **LOC (8) Cl.** **11-02**

(52) **U.S. Cl.** **D11/137; D11/132**

(58) **Field of Classification Search** D11/131–142,
D11/162, 106–107; D21/609; 428/6, 16,
428/542.4, 913.3; 434/296; 446/27, 268
See application file for complete search history.

(56) **References Cited**

U.S. PATENT DOCUMENTS

| | | | | |
|---------------|---------|----------------|-------|---------|
| D18,456 S * | 7/1888 | Steiner | | D11/106 |
| D69,106 S * | 12/1925 | Allebaugh | | D11/162 |
| 1,567,661 A * | 12/1925 | Levaggi et al. | | 446/268 |
| 1,997,650 A * | 4/1935 | Ozmon | | 24/49.1 |
| D103,569 S * | 3/1937 | Gerent | | D11/162 |
| D148,147 S * | 12/1947 | Cwik | | D11/162 |
| 2,679,711 A * | 6/1954 | Learnard | | 446/27 |
| 3,184,757 A * | 5/1965 | Pennington | | 2/171 |
| D246,358 S * | 11/1977 | Ditto | | D11/137 |

| | | | | |
|-------------------|---------|----------|-------|-----------|
| D267,791 S * | 2/1983 | Clark | | D11/137 |
| D314,357 S * | 2/1991 | McDuffie | | D11/162 |
| 5,064,725 A * | 11/1991 | Acker | | 428/542.4 |
| 5,437,935 A * | 8/1995 | Fredeen | | 428/542.4 |
| D398,697 S * | 9/1998 | Scordo | | D22/125 |
| D434,935 S * | 12/2000 | Lian | | D6/550 |
| 2007/0151139 A1 * | 7/2007 | O'Dell | | 43/2 |

* cited by examiner

Primary Examiner—Robert M. Spear

Assistant Examiner—Susan E Krakower

(74) *Attorney, Agent, or Firm*—Eric Karich

(57) **CLAIM**

The ornamental design for a “full strut turkey plaque,” as shown and described.

DESCRIPTION


FIG. 1 is a front elevational view of a full strut turkey plaque, showing my new design;

FIG. 2 is a left side elevational view thereof, the right side elevational view being a mirror image thereof;

FIG. 3 is a top perspective view thereof; and,

FIG. 4 is a bottom perspective view thereof.

1 Claim, 3 Drawing Sheets






Fig. 1




Fig. 2

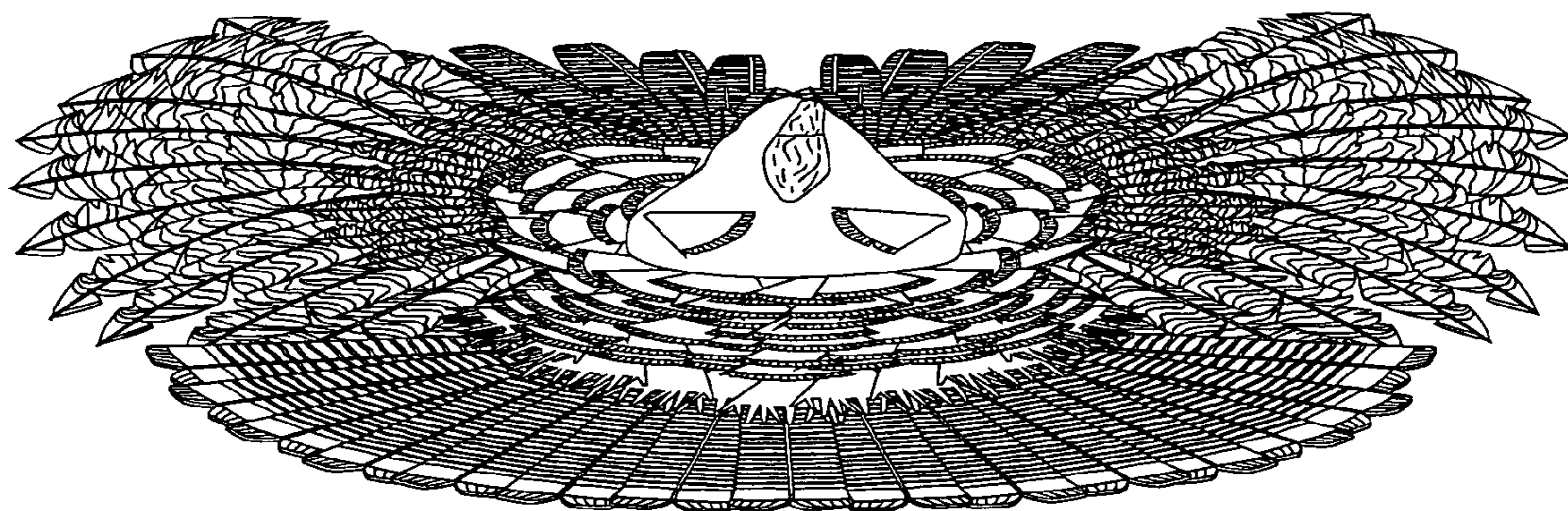


Fig. 3

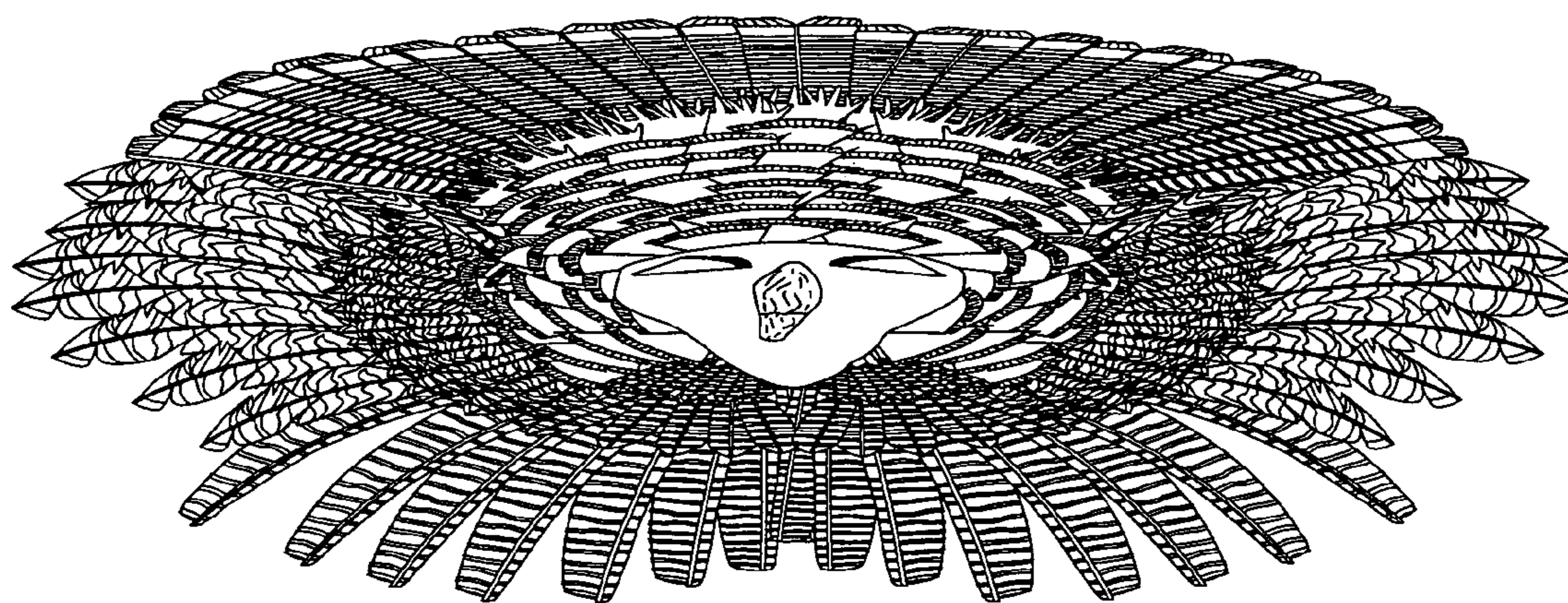


Fig. 4