



US00D566604S

(12) **United States Design Patent**
Coin

(10) **Patent No.:** **US D566,604 S**

(45) **Date of Patent:** **** Apr. 15, 2008**

(54) **DIAMOND RING**

(75) Inventor: **Roberto Coin**, Vicenza (IT)

(73) Assignee: **Roberto Coin, S.p.A.**, Vicenza (IT)

(**) Term: **14 Years**

(21) Appl. No.: **29/267,806**

(22) Filed: **Oct. 20, 2006**

(30) **Foreign Application Priority Data**

Aug. 14, 2006 (EM) 576889

(51) **LOC (8) Cl.** **11-01**

(52) **U.S. Cl.** **D11/35**

(58) **Field of Classification Search** D11/26-39,
D11/89-91; 63/15, 15.1-15.4, 14.45, 15.5,
63/15.6, 15.65, 14.7, 26-27
See application file for complete search history.

(56) **References Cited**

U.S. PATENT DOCUMENTS

D315,698 S * 3/1991 Abraham D11/34
D396,428 S * 7/1998 Chatlin et al. D11/35
D397,058 S * 8/1998 Shenhav D11/35

6,012,302 A * 1/2000 Hurwitz et al. 63/26
D427,539 S * 7/2000 Bulgari D11/36
D530,238 S * 10/2006 Fogel D11/35
D531,927 S * 11/2006 Fogel D11/35

* cited by examiner

Primary Examiner—Ian Simmons

Assistant Examiner—Melanie Levy

(74) *Attorney, Agent, or Firm*—Ladas and Parry LLP

(57) **CLAIM**

I claim the ornamental design for a diamond ring, as shown and described.

DESCRIPTION

FIG. 1 is a perspective view of my new design relating to a diamond ring;

FIG. 2 is a side view of my new design, the opposite side view being a mirror image;

FIG. 3 is a front view of my new design, the rear view being a mirror image;

FIG. 4 is a top view of my new design; and,

FIG. 5 is a bottom view of my new design.

1 Claim, 5 Drawing Sheets





Fig. 1

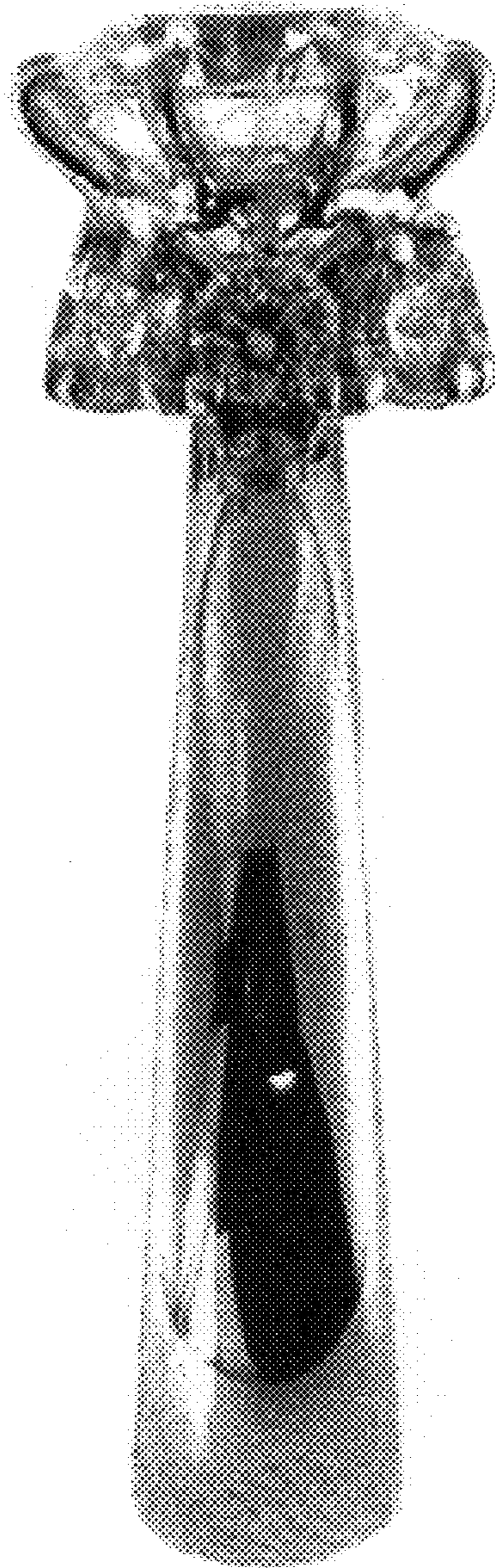


Fig. 2



Fig. 3




Fig. 4




Fig. 5