



US00D566598S

(12) **United States Design Patent**
Sayegh

(10) **Patent No.:** **US D566,598 S**

(45) **Date of Patent:** **** Apr. 15, 2008**

(54) **ELECTRONIC ARTICLE SURVEILLANCE (EAS) TAG WITH SWIVELING LANYARD ATTACHMENT**

(76) **Inventor:** **Adel O. Sayegh**, 5143 Paddock Pl., Rancho Cucamonga, CA (US) 91730

(**) **Term:** **14 Years**

(21) **Appl. No.:** **29/249,235**

(22) **Filed:** **Sep. 27, 2006**

(51) **LOC (8) Cl.** **10-05**

(52) **U.S. Cl.** **D10/104**

(58) **Field of Classification Search** D10/104-121; 340/546, 568.1, 568.2, 572.9; 70/57.1; D20/22
See application file for complete search history.

(56) **References Cited**

U.S. PATENT DOCUMENTS

3,858,280	A	1/1975	Martens	
3,911,534	A	10/1975	Martens et al.	
3,932,918	A	1/1976	Paskert	
3,942,829	A	3/1976	Humble et al.	
3,974,581	A	8/1976	Martens et al.	
4,196,424	A *	4/1980	Williamson	340/572.9
4,221,025	A	9/1980	Martens et al.	
4,962,369	A *	10/1990	Close	340/568.1
5,097,253	A *	3/1992	Eschbach et al.	340/545.1
5,856,782	A *	1/1999	Sasagawa et al.	340/572.9
5,945,909	A *	8/1999	Kolton	340/572.1
5,949,336	A *	9/1999	Deschenes et al.	340/572.8
5,959,532	A *	9/1999	Fujiuchi et al.	340/572.3
6,052,876	A	4/2000	Hogan et al.	
6,064,306	A *	5/2000	Deschenes et al.	340/572.8
6,128,932	A *	10/2000	Mainetti et al.	70/57.1
6,188,320	B1 *	2/2001	Kolton et al.	340/572.9
6,535,130	B2	3/2003	Nguyen et al.	
6,755,055	B2 *	6/2004	Sedon et al.	70/57.1
D493,739	S *	8/2004	Copen	D10/104
6,933,847	B2	8/2005	Feibelman	

7,005,989	B2 *	2/2006	Benoit et al.	340/572.5
7,062,823	B2	6/2006	Copen et al.	
7,183,914	B2 *	2/2007	Norman et al.	340/568.1
D539,687	S *	4/2007	Chen	D10/119
D543,245	S *	5/2007	Feibelman et al.	D20/22
D543,590	S *	5/2007	Feibelman et al.	D20/22
7,212,115	B1 *	5/2007	Fawcett	340/546
7,227,467	B2 *	6/2007	Feibelman	340/568.2
2003/0160697	A1 *	8/2003	Sedon et al.	340/572.9
2005/0093704	A1 *	5/2005	Feibelman	340/572.9
2005/0116827	A1 *	6/2005	Feibelman	340/572.9
2005/0128089	A1 *	6/2005	Feibelman	340/572.9
2006/0170550	A1 *	8/2006	Marsilio et al.	340/568.2
2006/0220848	A1 *	10/2006	Tropper	340/568.1
2007/0120669	A1 *	5/2007	Belden, Jr.	340/568.2

* cited by examiner

Primary Examiner—Robert M. Spear

Assistant Examiner—George D Kirschbaum

(74) *Attorney, Agent, or Firm*—Milord A. Keshishian

(57) **CLAIM**

The ornamental design for a electronic article surveillance (EAS) tag with swiveling lanyard attachment, as shown and described.

DESCRIPTION

FIG. 1 is a side perspective view showing the electronic article surveillance (EAS) tag with swiveling lanyard attachment of our new design with the right side being a mirror image thereof;

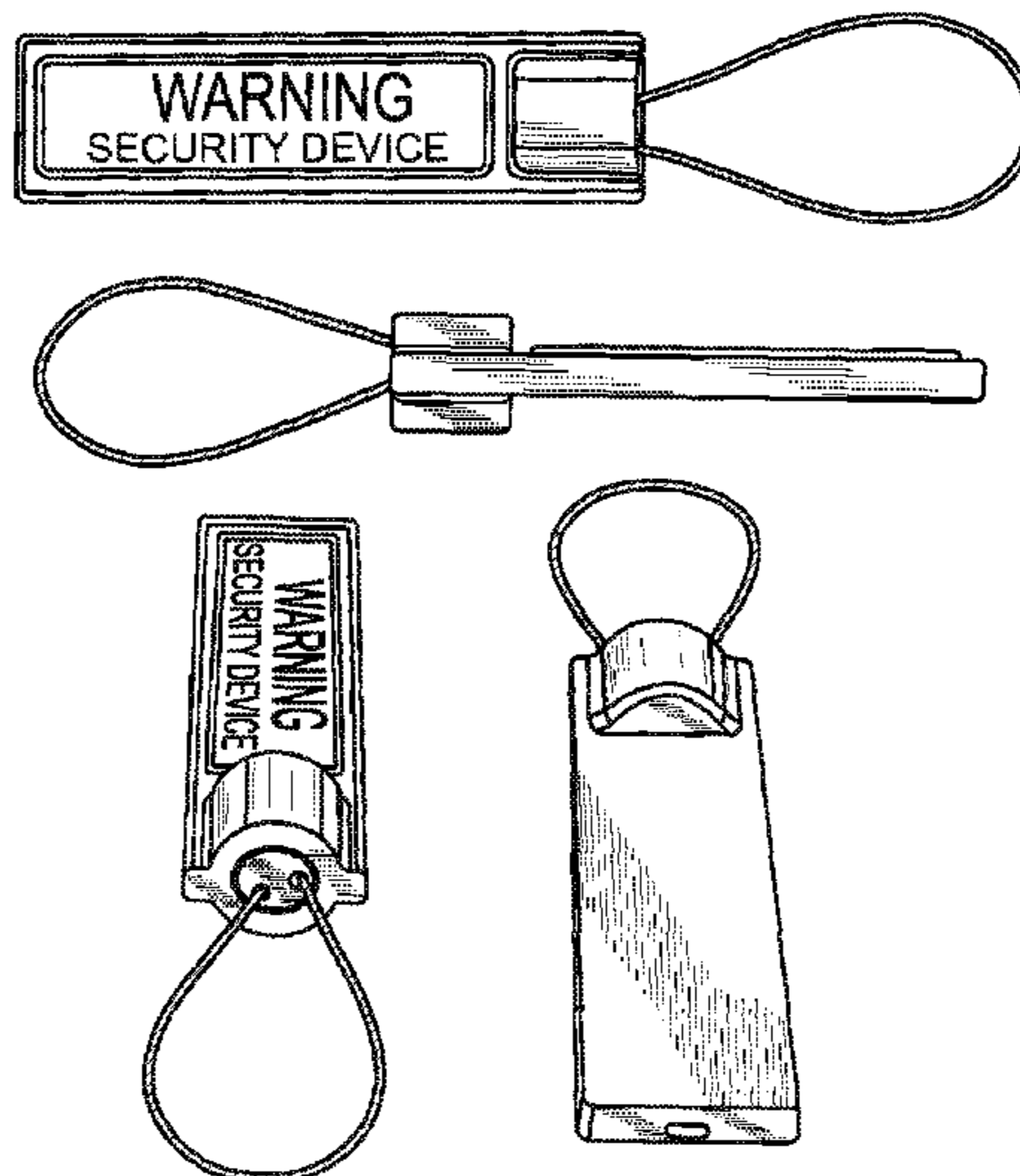
FIG. 2 is a top plan view, wherein the right side is a mirror image thereof;

FIG. 3 is a right side elevational view, the left side being a mirror image thereof;

FIG. 4 is a front, top perspective view thereof; and,

FIG. 5 is a rear, bottom perspective view thereof.

1 Claim, 1 Drawing Sheet






FIG. 1




FIG. 2

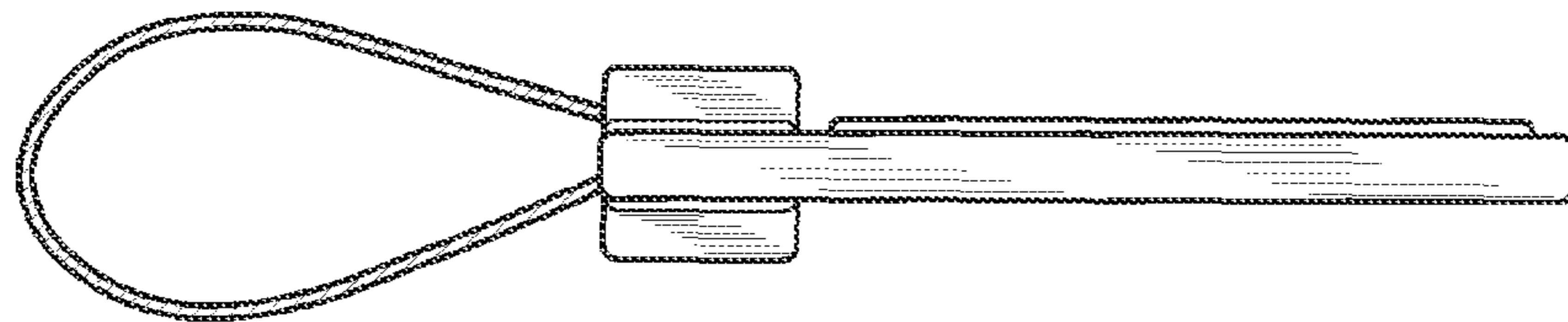


FIG. 3

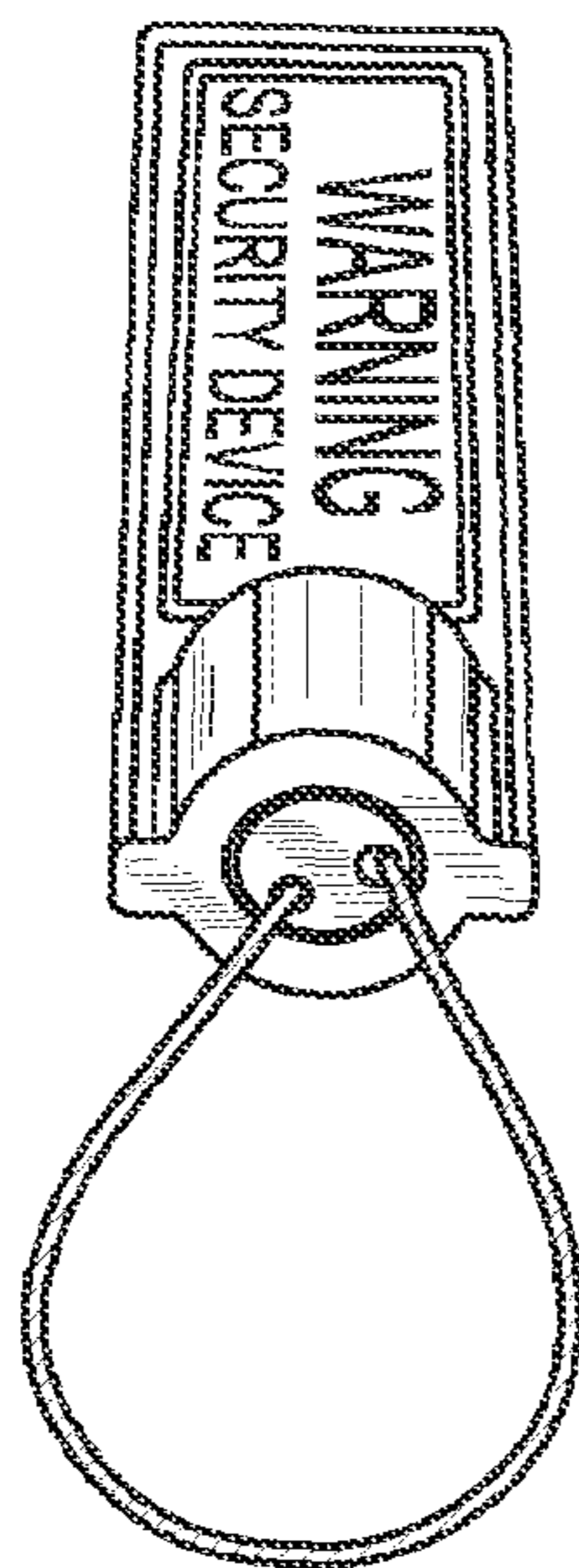


FIG. 4

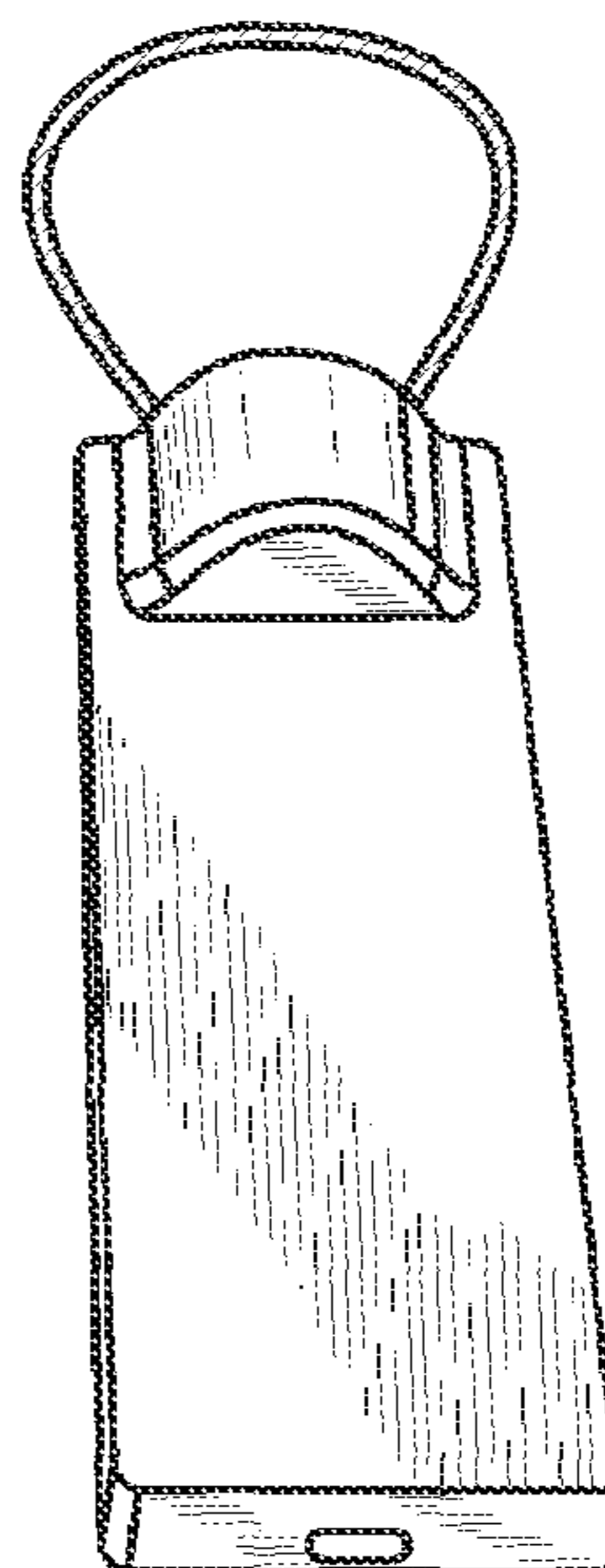


FIG. 5