

US00D566567S

(12) **United States Design Patent**  
**Abadinsky**

(10) **Patent No.:** **US D566,567 S**

(45) **Date of Patent:** **\*\* Apr. 15, 2008**

(54) **BOTTLE**

D502,648 S \* 3/2005 Osip et al. .... D9/522  
D507,748 S \* 7/2005 McCutchan et al. .... D9/521

(75) Inventor: **Donna Abadinsky**, Chicago, IL (US)

\* cited by examiner

(73) Assignee: **MSRF, Inc.**, Chicago, IL (US)

*Primary Examiner*—Charles A. Rademaker

(\*\*) Term: **14 Years**

*Assistant Examiner*—Dana L Sipos

(74) *Attorney, Agent, or Firm*—Seyfarth Shaw LLP

(21) Appl. No.: **29/257,365**

(57) **CLAIM**

(22) Filed: **Apr. 3, 2006**

The ornamental design for a bottle, as shown and described.

(51) **LOC (8) Cl.** ..... **09-01**

**DESCRIPTION**

(52) **U.S. Cl.** ..... **D9/543; D9/545; D9/551;**  
D9/552

FIG. 1 is a top, front, right side perspective view of a bottle showing my new design;

(58) **Field of Classification Search** ..... D9/516,  
D9/530, 541–544, 549, 551–552, 554, 557–558,  
D9/564–565, 567, 569–571, 574–575, 682,  
D9/686–694; 215/379–385; 220/660–662,  
220/669, 675

FIG. 2 is a front elevational view thereof, the rear elevational view being a mirror image;

See application file for complete search history.

FIG. 3 is a right side elevational view thereof;

(56) **References Cited**

FIG. 4 is a left side elevational view thereof;


**U.S. PATENT DOCUMENTS**

FIG. 5 is a top plan view thereof; and,

D287,935 S \* 1/1987 Bech ..... D9/652

FIG. 6 is a bottom plan view thereof.

**1 Claim, 4 Drawing Sheets**



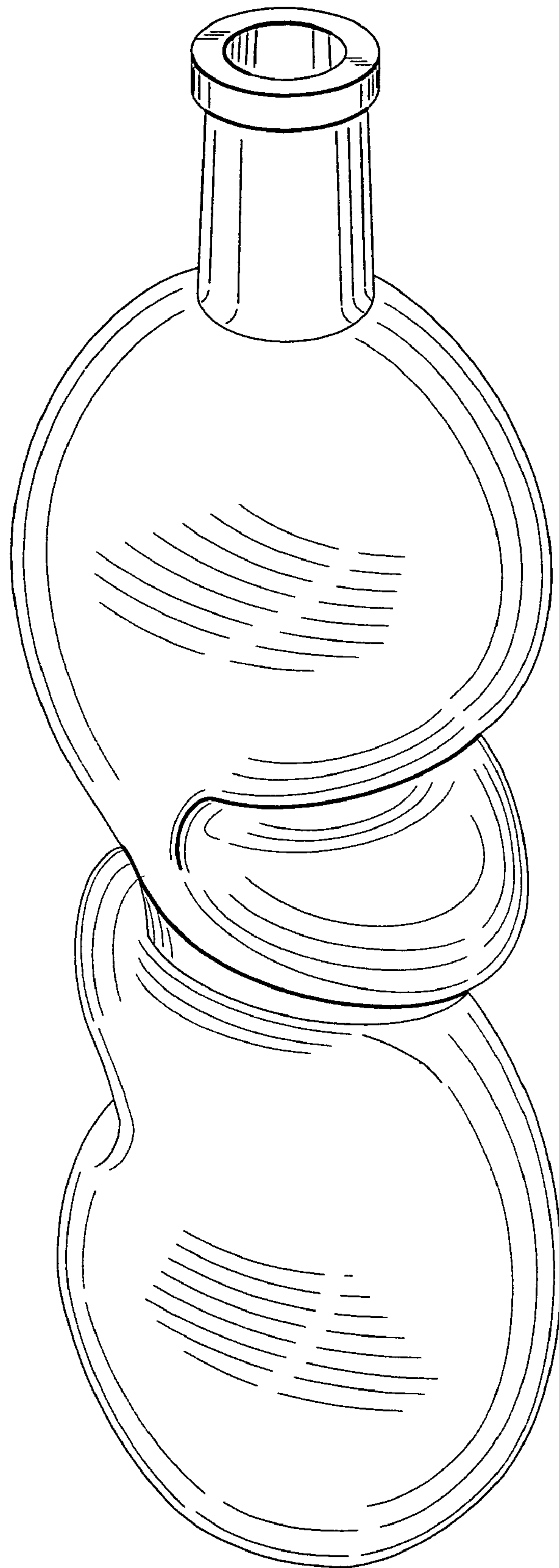


FIG. 1




FIG. 2

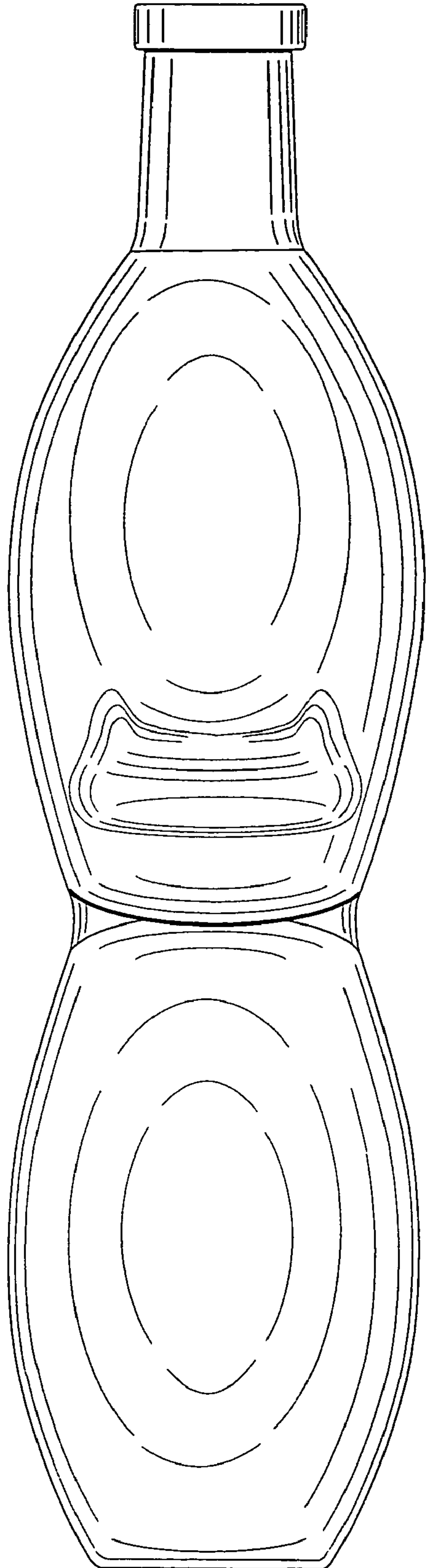


FIG. 3

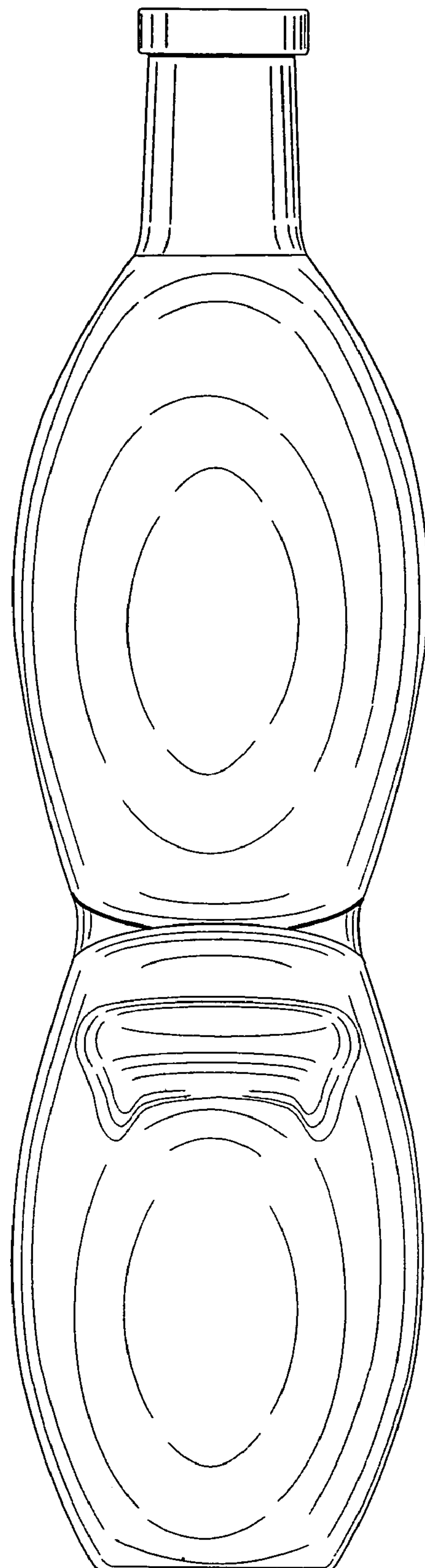


FIG. 4

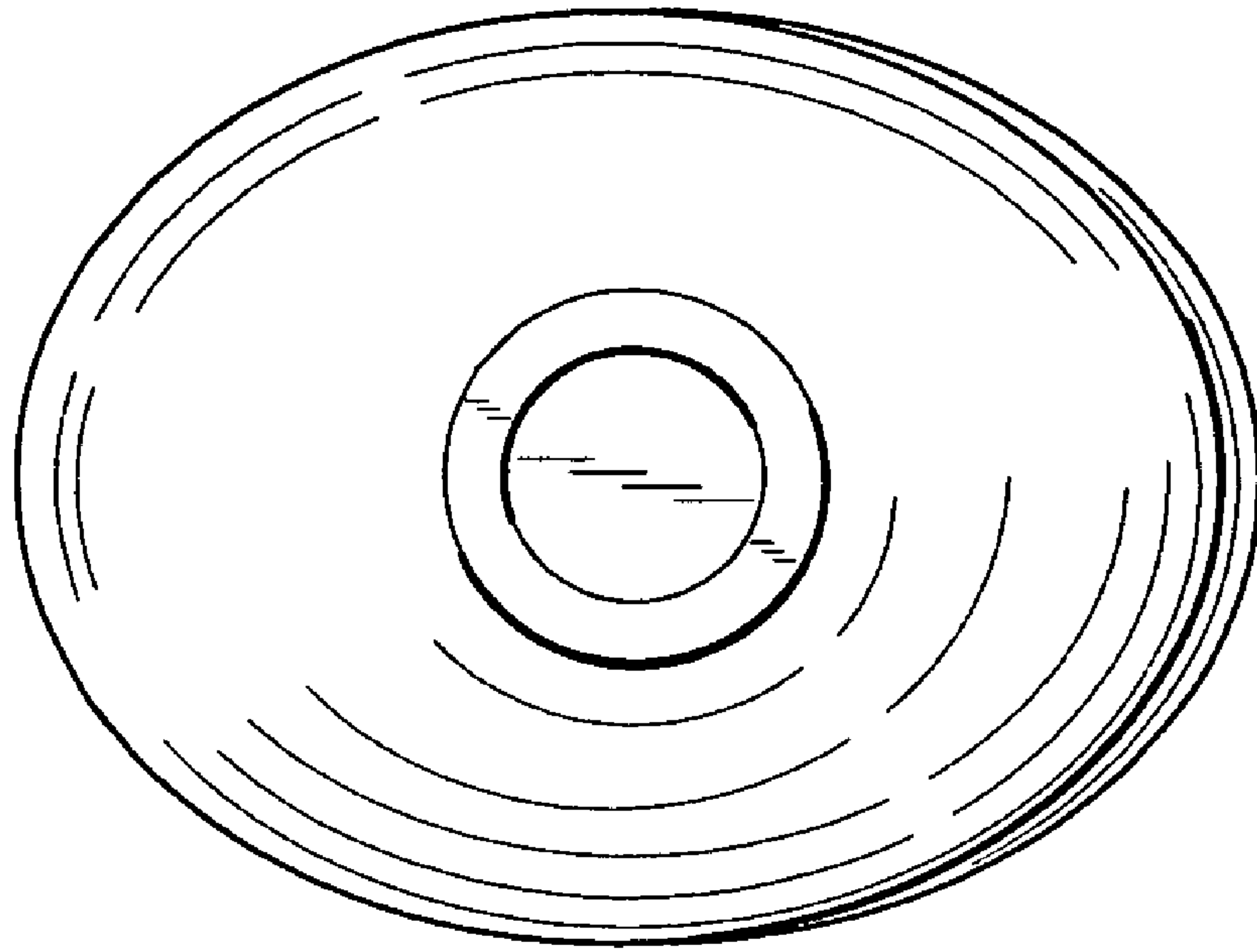


FIG. 5

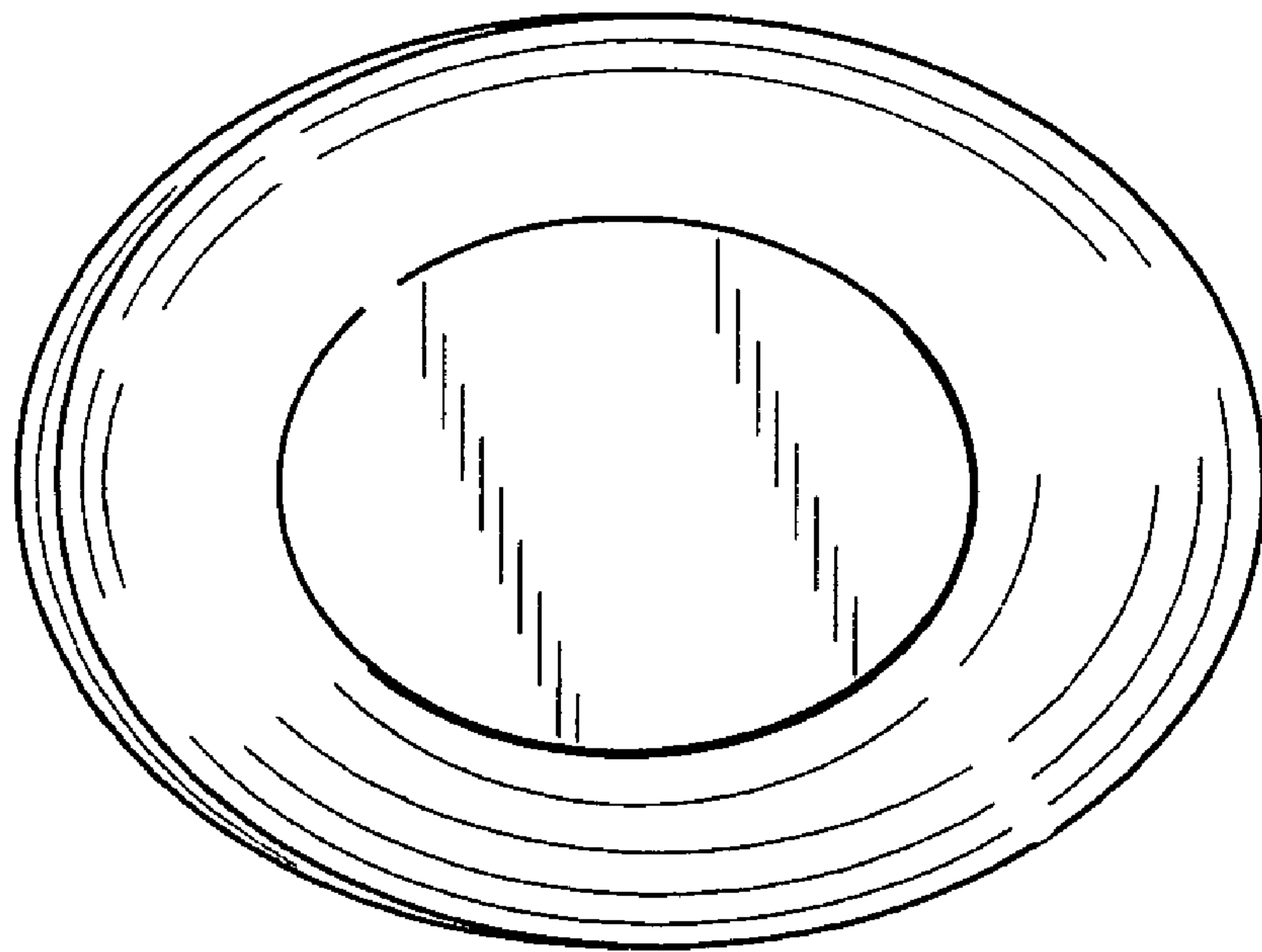


FIG. 6