

US00D566564S

(12) **United States Design Patent**
Lee et al.

(10) **Patent No.: US D566,564 S**
(45) **Date of Patent: ** Apr. 15, 2008**

(54) **BOTTLE**

(75) Inventors: **Jon Lee**, Milford, CT (US); **Daniel Sterling**, Norwalk, CT (US)

(73) Assignee: **Reckitt Benckiser Inc.**, Parsippany, NJ (US)

(**) Term: **14 Years**

(21) Appl. No.: **29/253,493**

(22) Filed: **Feb. 7, 2006**

(30) **Foreign Application Priority Data**

Aug. 12, 2005 (EM) 000386883-0001
Aug. 12, 2005 (EM) 000386883-0002

(51) **LOC (8) Cl.** **09-01**

(52) **U.S. Cl.** **D9/521; D9/520; D9/542; D9/571; D9/574**

(58) **Field of Classification Search** D9/516, D9/520-521, 529-530, 541-543, 549, 557-558, D9/571, 574; 215/382-384, 396, 398; 222/212
See application file for complete search history.

(56) **References Cited**

U.S. PATENT DOCUMENTS

5,105,989 A * 4/1992 Gutkowski 222/212 X
5,156,285 A * 10/1992 Zogg et al. 215/384
5,542,585 A * 8/1996 Peters et al. D9/542 X
D384,892 S * 10/1997 Tolentino D9/542
D398,534 S * 9/1998 Verdura et al. D9/542
D404,307 S * 1/1999 Mohary et al. D9/520
D422,506 S * 4/2000 Cummings D9/542

D457,069 S * 5/2002 Palaia D9/542
D459,659 S * 7/2002 Chung D9/529
D486,741 S * 2/2004 Houghton D9/542
D495,605 S * 9/2004 Crawford D9/542
D497,108 S * 10/2004 Lund et al. D9/542
D502,400 S * 3/2005 Cinquino et al. D9/521
D508,406 S * 8/2005 Kerr et al. D9/521
D514,948 S * 2/2006 Busa et al. D9/551
D533,069 S * 12/2006 Archeny D9/542
D537,355 S * 2/2007 Brauner et al. D9/563
D540,176 S * 4/2007 Flurer et al. D9/529
D541,661 S * 5/2007 Wang et al. D9/542
D543,859 S * 6/2007 Velazquez et al. D9/542
D548,097 S * 8/2007 Whipple D9/541
D551,085 S * 9/2007 Feen D9/563

* cited by examiner

Primary Examiner—Carol Rademaker

(57) **CLAIM**

The ornamental design for a bottle, as shown and described.

DESCRIPTION

FIG. 1 is a top, front and right side perspective view of our new bottle;

FIG. 2 is a front elevational view thereof;

FIG. 3 is a right side elevational view thereof;

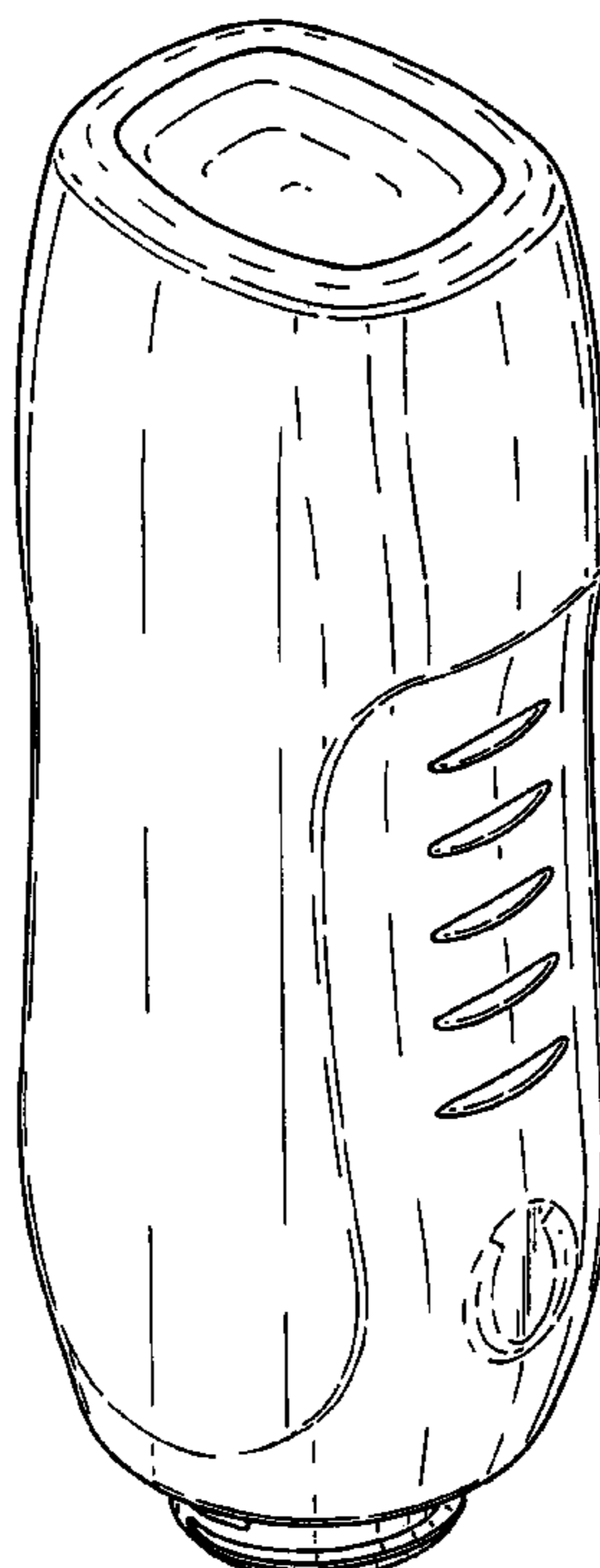
FIG. 4 is a rear elevational view thereof;

FIG. 5 is a left side elevational view thereof;

FIG. 6 is a top plan view thereof; and,

FIG. 7 is a bottom plan view thereof.

1 Claim, 4 Drawing Sheets






Fig. 1.

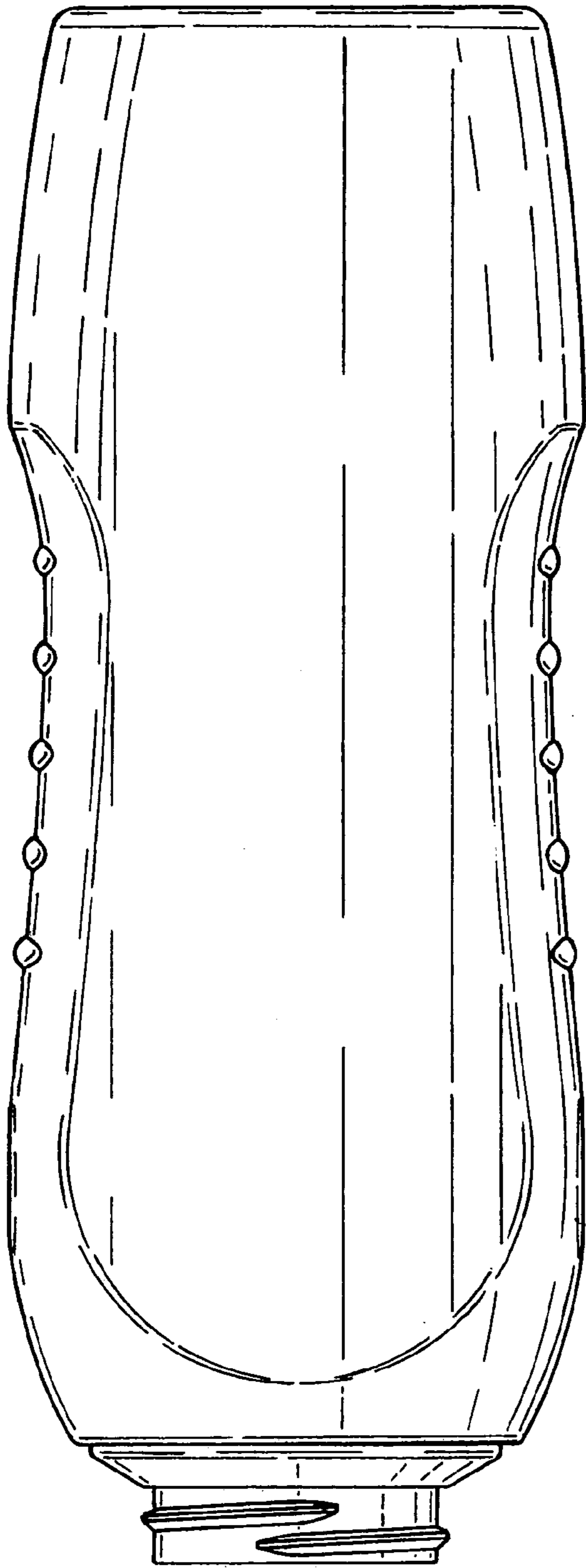


Fig.2.

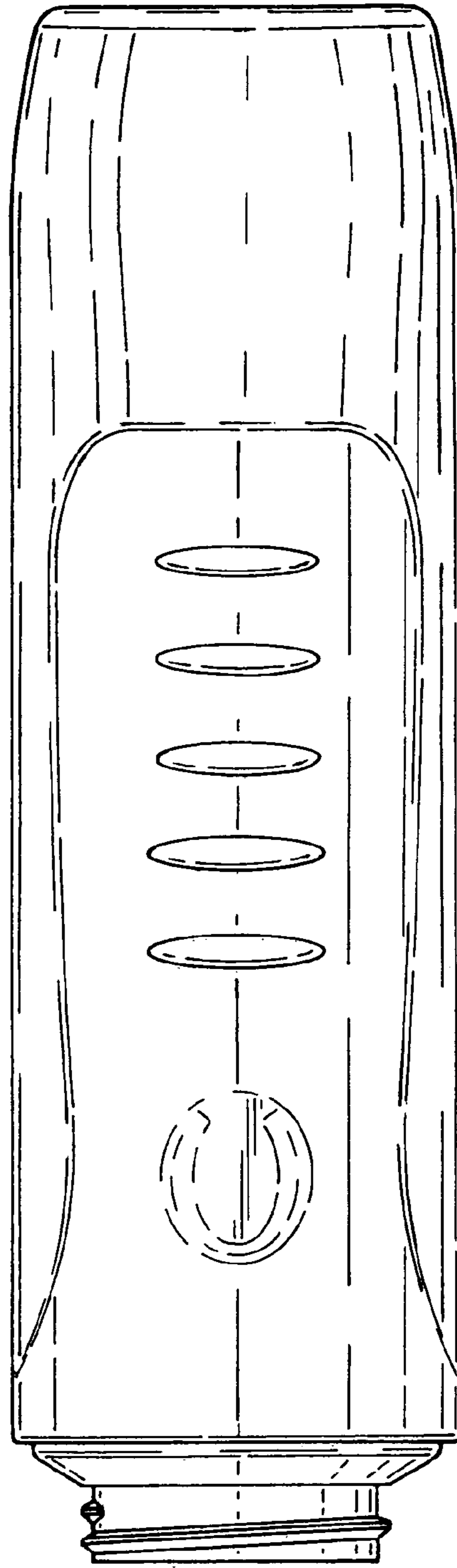


Fig.3.

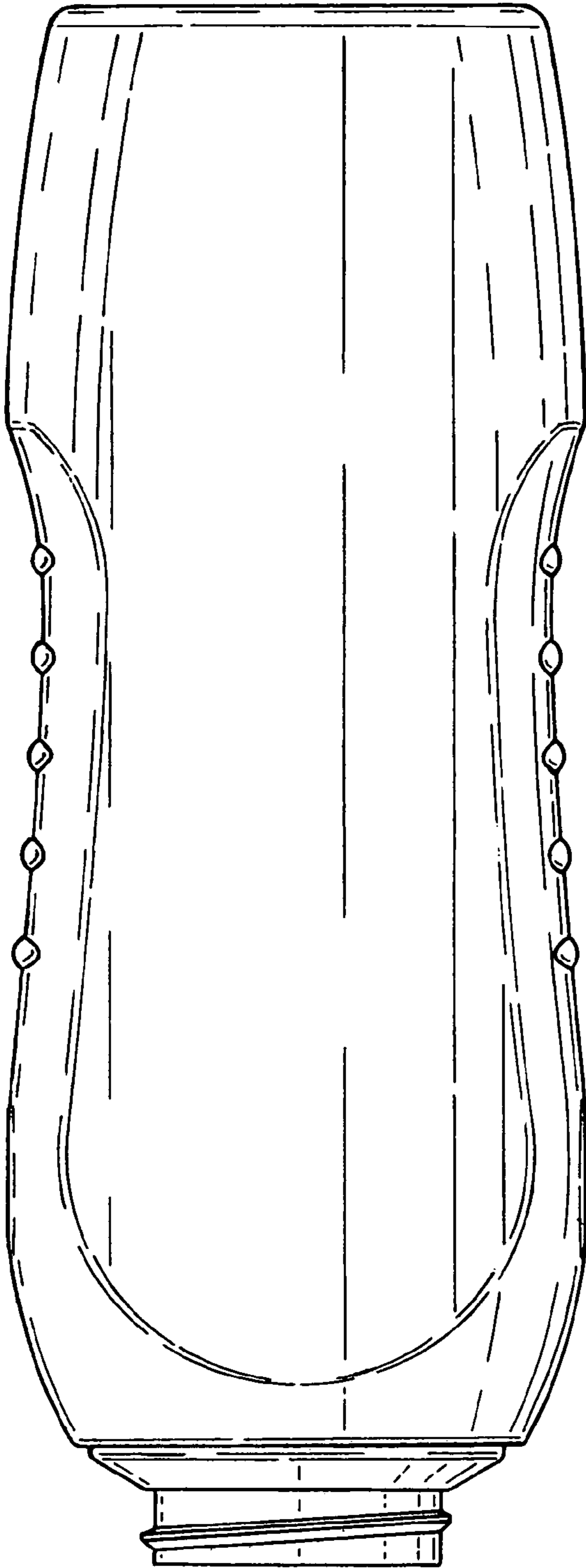


Fig.4.

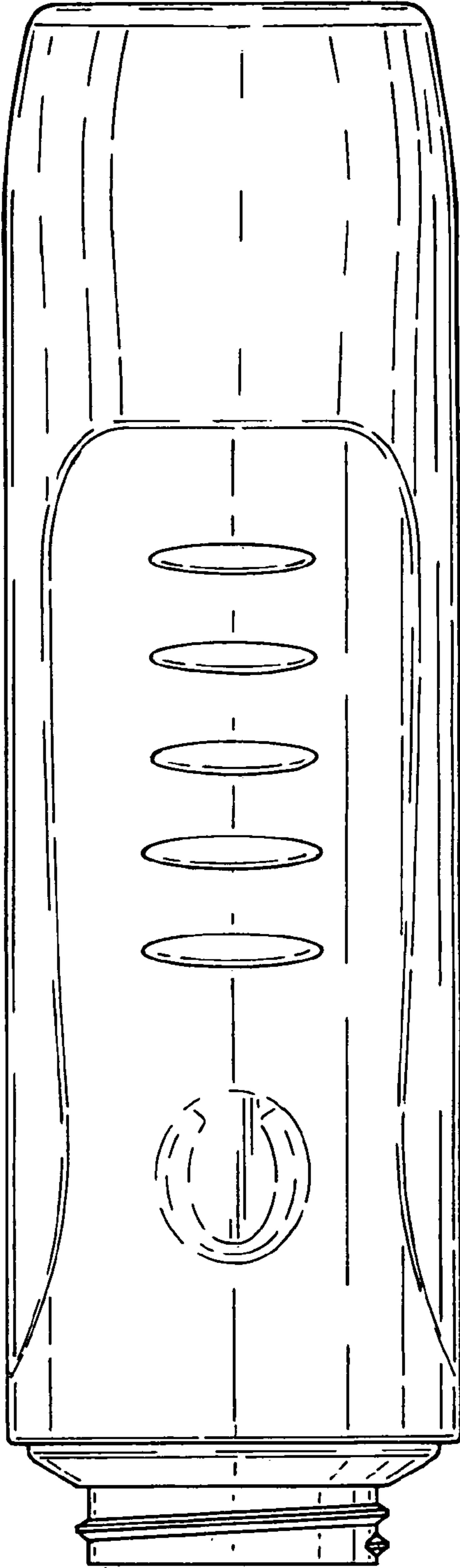


Fig.5.

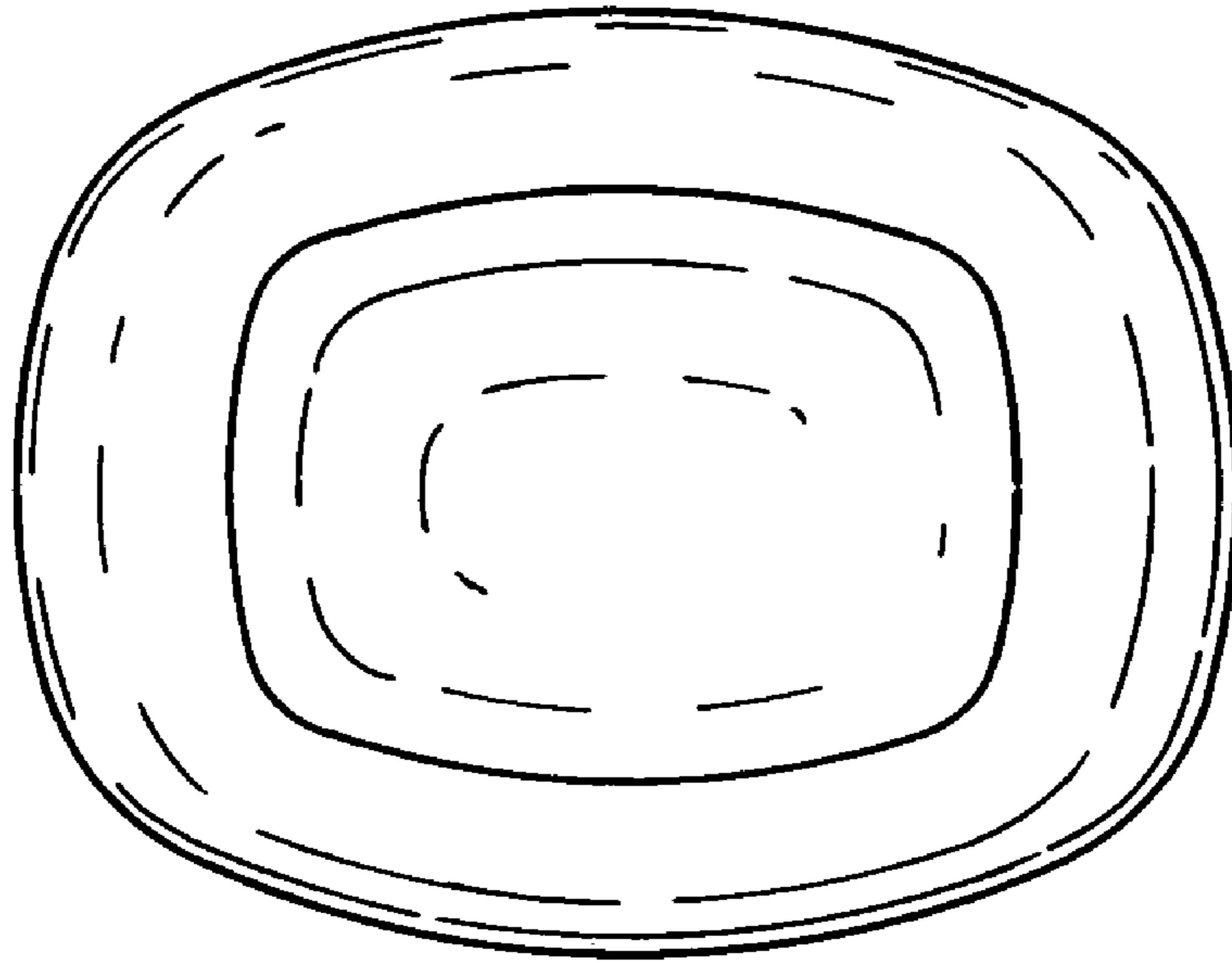


Fig.6.

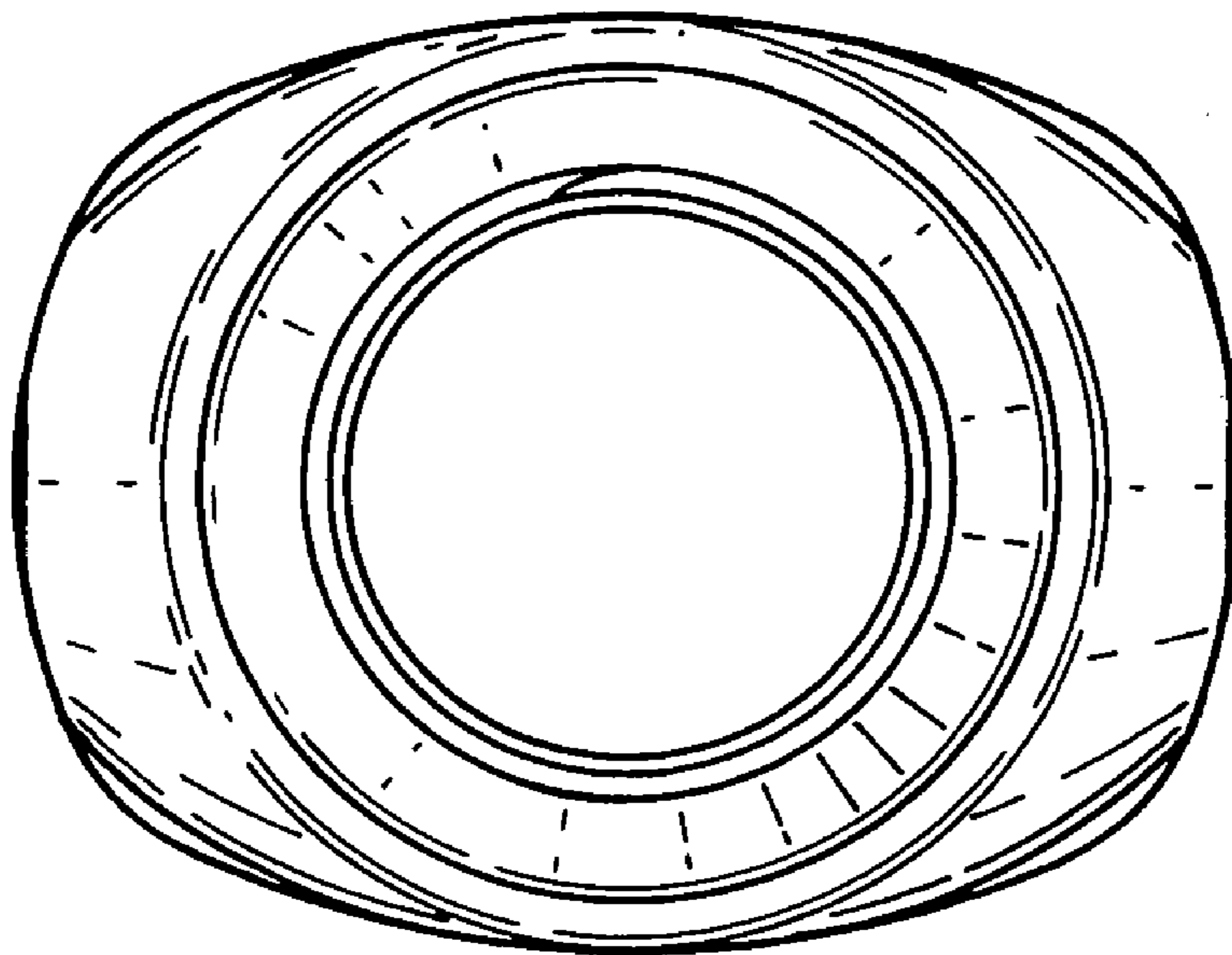


Fig.7.