

US00D566539S

(12) **United States Design Patent**
Hicks

(10) **Patent No.:** **US D566,539 S**
(45) **Date of Patent:** **** Apr. 15, 2008**

(54) **JOINDER CLIP**

(76) Inventor: **Kimberly Avarianne Hicks**, 100 Bay
Laurel Cir., Warner Robins, GA (US)
30188

(**) Term: **14 Years**

(21) Appl. No.: **29/285,380**

(22) Filed: **Mar. 28, 2007**

(51) **LOC (8) Cl.** **08-08**

(52) **U.S. Cl.** **D8/395**

(58) **Field of Classification Search** D8/356,
D8/371, 394-396; 24/570; 248/74.2, 215,
248/227.1, 49, 300, 301, 316.7, 51, 489;
D19/65, 56

See application file for complete search history.

(56) **References Cited**

U.S. PATENT DOCUMENTS

2,526,575	A *	10/1950	Neal	40/119
D165,679	S *	1/1952	Clark	D32/61
D170,053	S *	7/1953	Hall	D28/39
3,204,636	A *	9/1965	Kariher et al.	606/120
3,348,275	A *	10/1967	Lawrence	24/536
3,571,861	A	3/1971	Olson		
3,962,758	A *	6/1976	Knappe et al.	24/562
D244,907	S *	7/1977	Link	D8/395
D299,006	S	12/1988	Mednick		

4,876,771	A	10/1989	Givati		
D368,589	S *	4/1996	Guio	D32/61
5,600,855	A *	2/1997	Ramirez	2/209.13
6,243,925	B1	6/2001	Aszody		
6,457,218	B1 *	10/2002	Lawrence	24/563
D485,162	S *	1/2004	Wadsworth et al.	D8/395
6,826,811	B2	12/2004	Adams		
D510,019	S *	9/2005	Davis	D8/395

* cited by examiner

Primary Examiner—Robert M. Spear

Assistant Examiner—John Windmuller

(74) *Attorney, Agent, or Firm*—Kathy E. Harrington; Curtis
L. Harrington; Harrington & Harrington

(57) **CLAIM**

The ornamental design for a joinder clip, as shown and described.

DESCRIPTION

FIG. 1 is a top view of a joinder clip showing my new design;

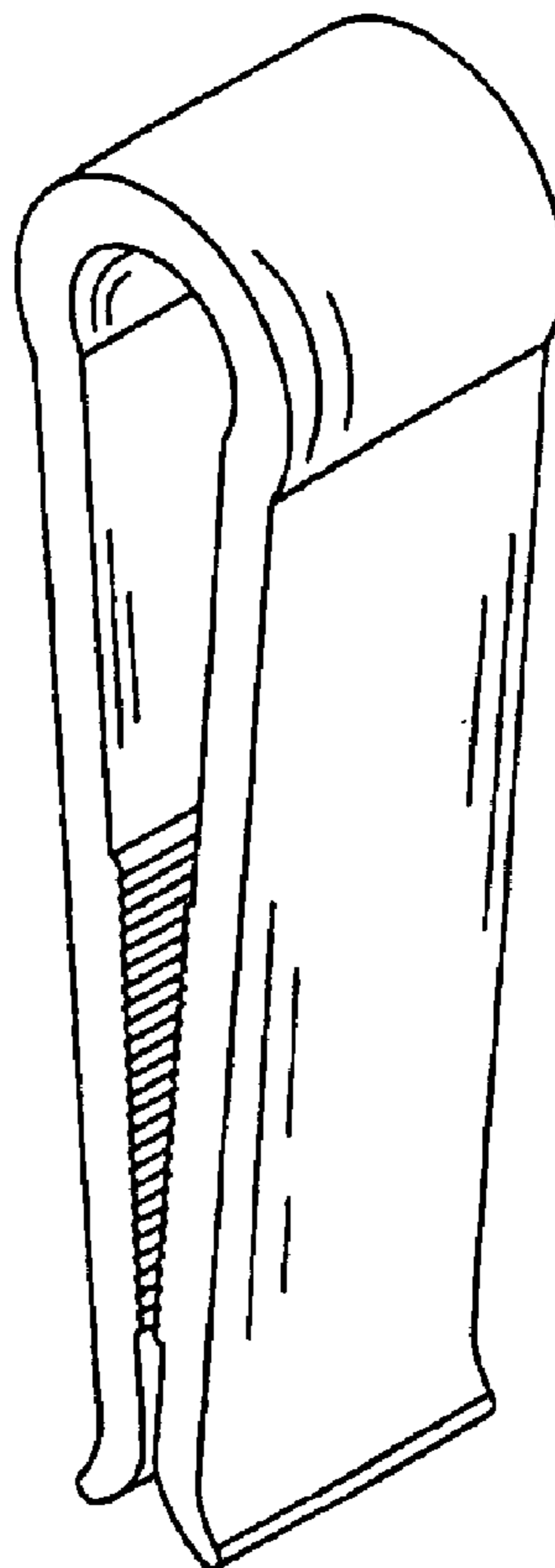
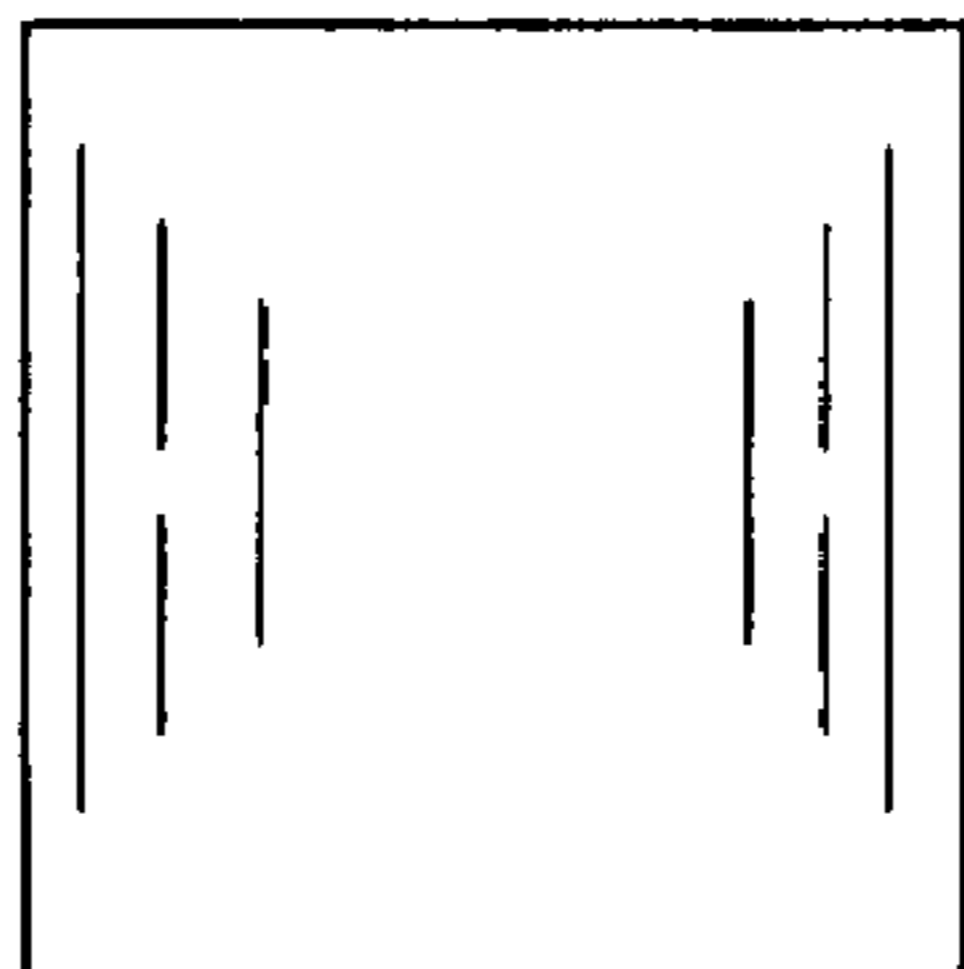
FIG. 2 is a front view thereof; the rear view being the same as the front view;

FIG. 3 is a bottom view thereof;

FIG. 4 is a top left rear perspective view thereof; and,

FIG. 5 is a top left front perspective view thereof.

1 Claim, 2 Drawing Sheets



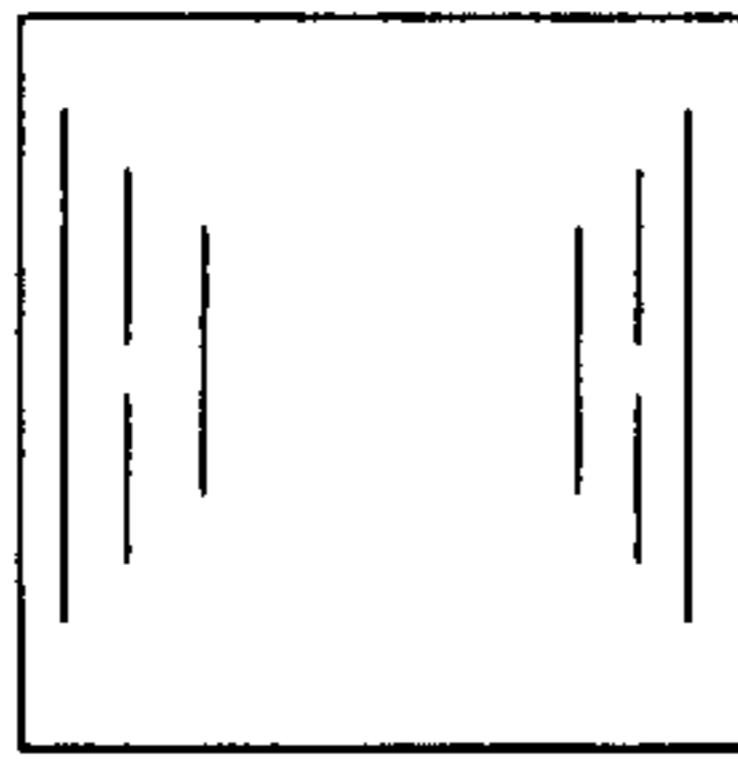


Fig. 1

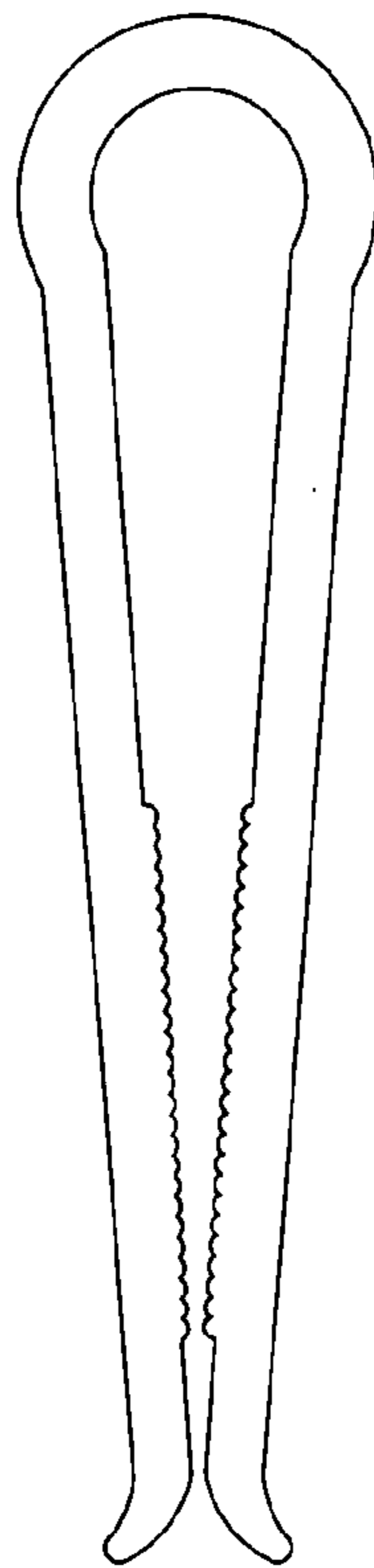


Fig. 2




Fig. 3

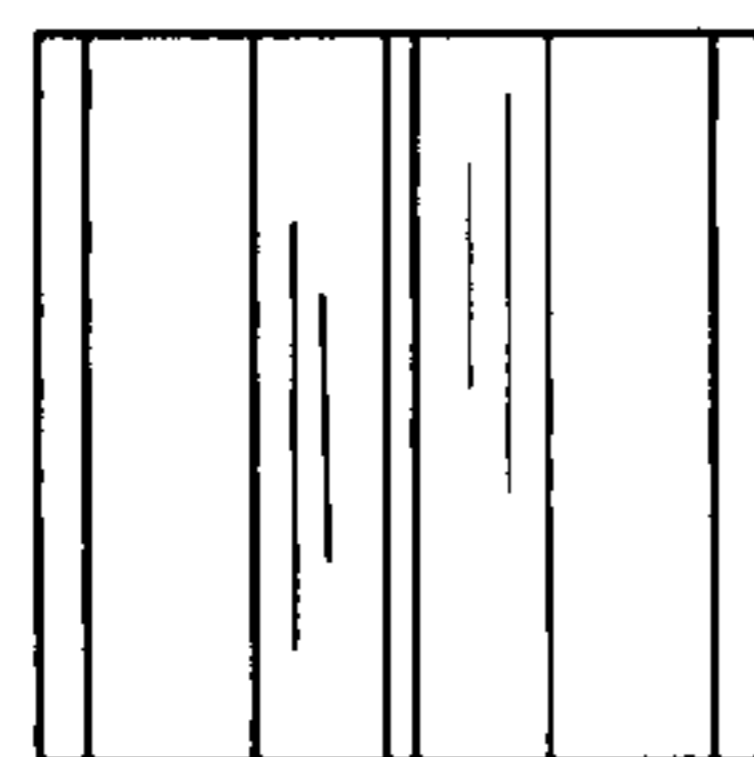


Fig. 4

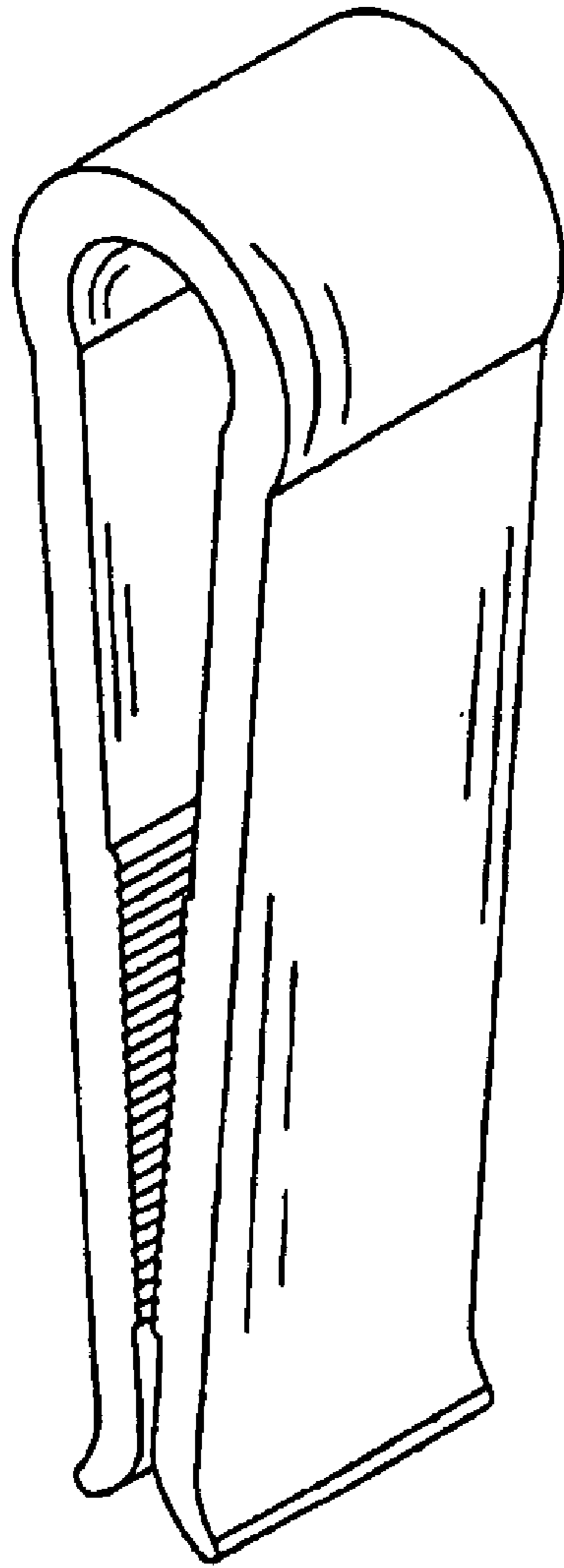


Fig. 5