



US00D566533S

(12) **United States Design Patent** (10) **Patent No.:** **US D566,533 S**  
**Frank** (45) **Date of Patent:** **\*\* Apr. 15, 2008**

(54) **CLEVIS FOR REMOVING T-POSTS**  
(76) Inventor: **Kerry Frank**, P. O. Box 3021, Valle de Oro, TX (US) 79010  
(\*\*) Term: **14 Years**  
(21) Appl. No.: **29/292,294**  
(22) Filed: **Oct. 9, 2007**

5,664,304 A 9/1997 Tambornino  
D445,020 S 7/2001 Smith et al.  
6,282,879 B1 9/2001 Bonaiti et al.  
D482,263 S 11/2003 Smith et al.  
D548,060 S \* 8/2007 Hung ..... D8/367  
2002/0152593 A1\* 10/2002 Hong ..... 24/599.1

\* cited by examiner

*Primary Examiner*—Holly H. Baynham  
(74) *Attorney, Agent, or Firm*—Norman B. Rainer

**Related U.S. Application Data**

(63) Continuation-in-part of application No. 29/261,307, filed on Jun. 13, 2006, now Pat. No. Des. 557,592.

(51) **LOC (8) Cl.** ..... **08-05**  
(52) **U.S. Cl.** ..... **D8/367**  
(58) **Field of Classification Search** ..... D8/367;  
294/82.1–82.2; 24/599.1  
See application file for complete search history.

(57) **CLAIM**

The ornamental design for a clevis for removing T-posts, as shown and described.

**DESCRIPTION**

FIG. 1 is a side view of a clevis for removing T-posts, showing my new design, and shown in operative association with a chain and T-post illustrated in phantom outline and not part of the present invention;

FIG. 2 is a front and top perspective view thereof, again shown in association with a chain and T-post illustrated in phantom outline;

FIG. 3 is a rear and top perspective view thereof;

FIG. 4 is a top view thereof;

FIG. 5 is a rear view thereof; and,

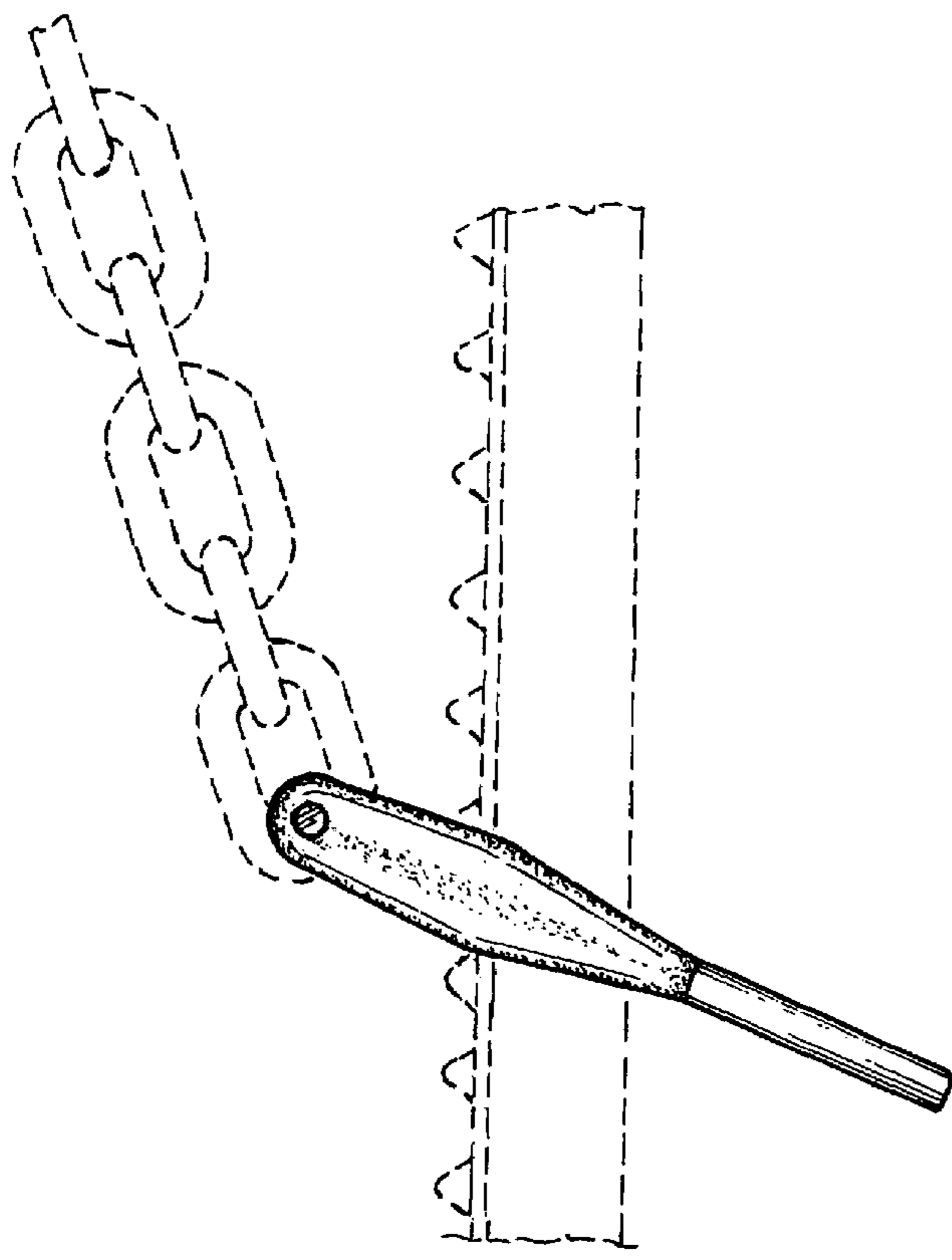
FIG. 6 is a front view thereof.

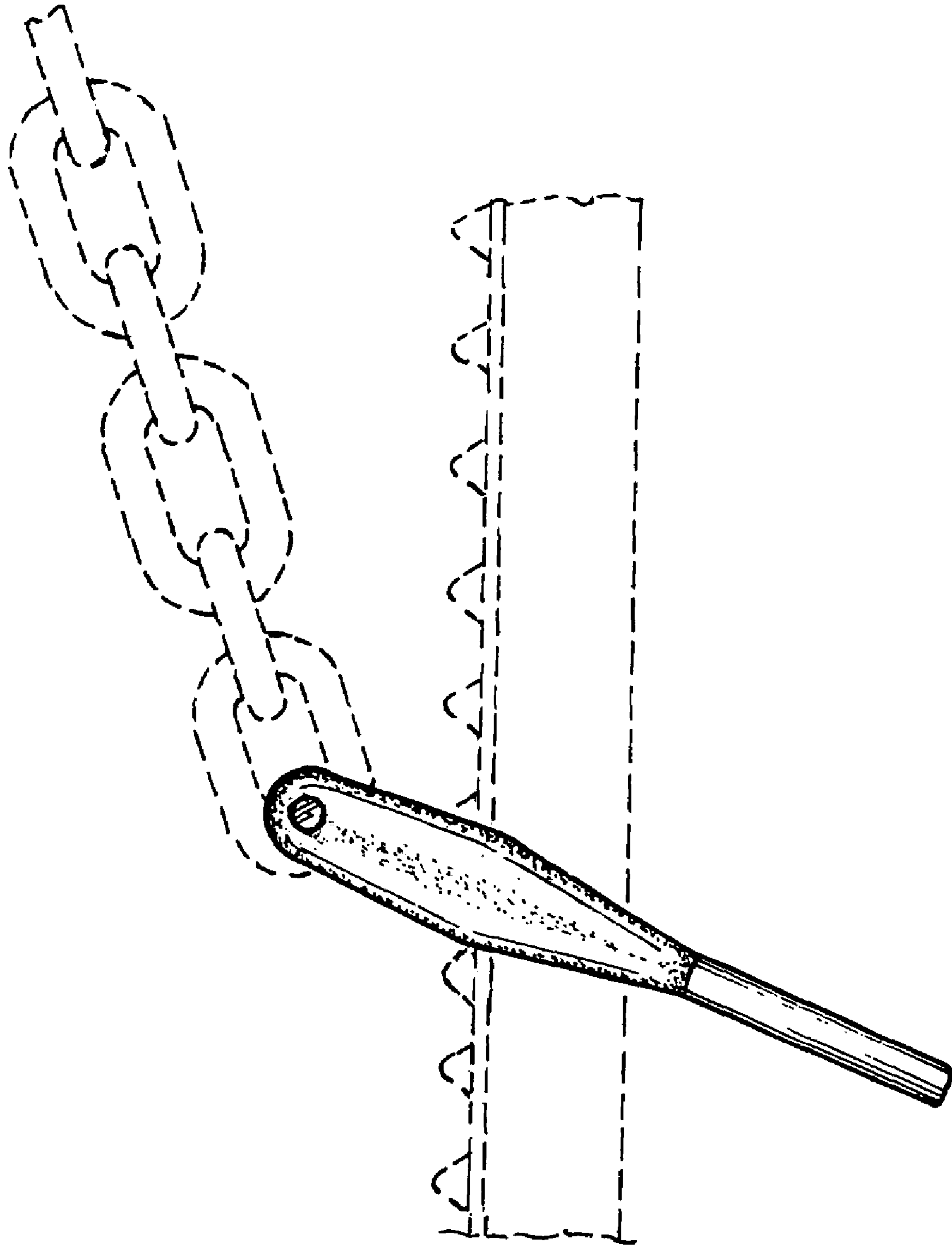
(56) **References Cited**

**U.S. PATENT DOCUMENTS**

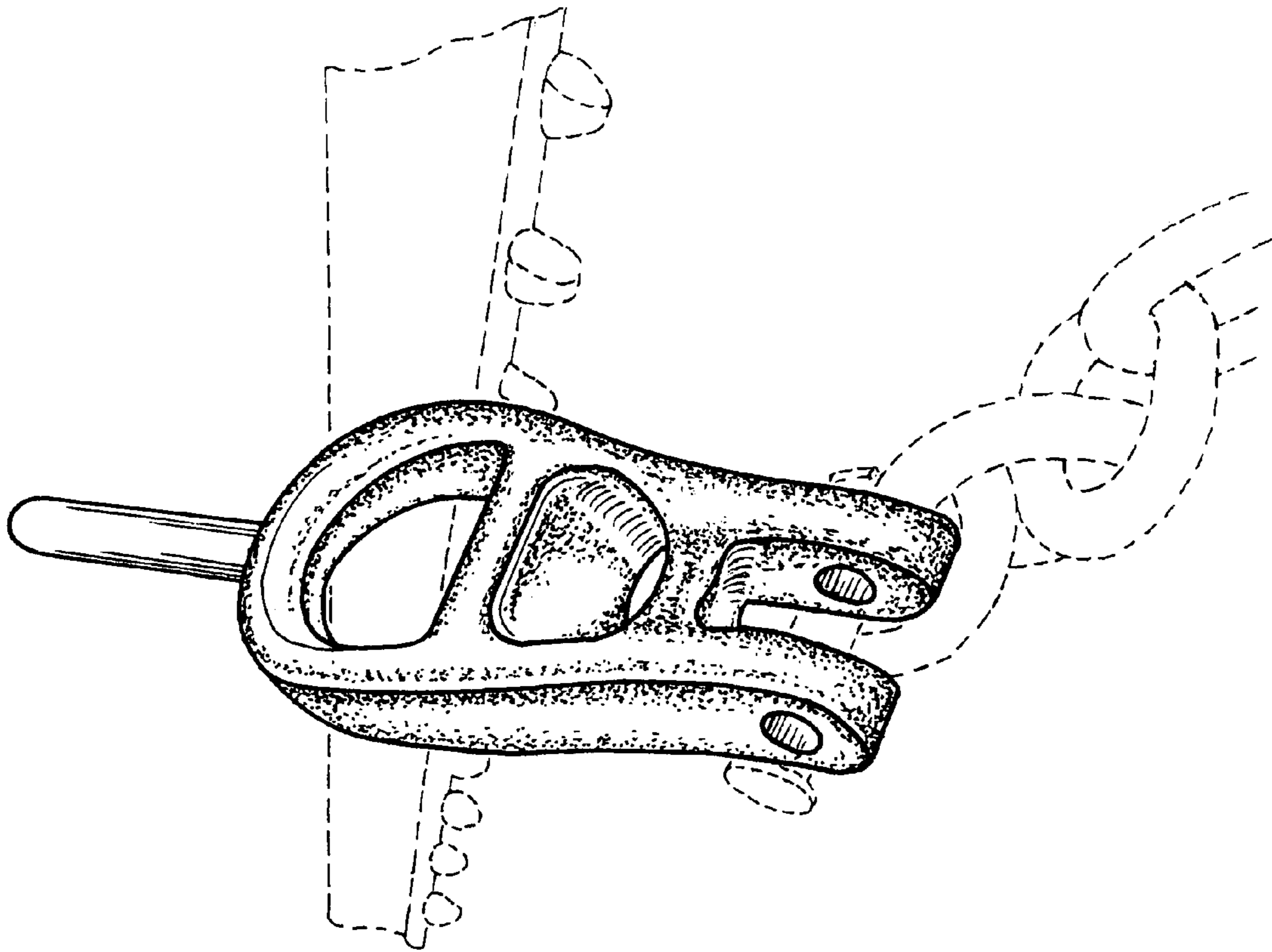
2,709,616 A 5/1955 Larson et al.  
3,319,990 A 5/1967 Beal  
3,492,033 A 1/1970 Mueller  
3,501,817 A \* 3/1970 Bambenek et al. .... 294/82.19  
4,122,585 A 10/1978 Sharp et al.  
4,528,729 A 7/1985 Schmidt et al.  
D283,673 S \* 5/1986 Berg ..... D8/367  
5,114,260 A 5/1992 Hart et al.

**1 Claim, 3 Drawing Sheets**

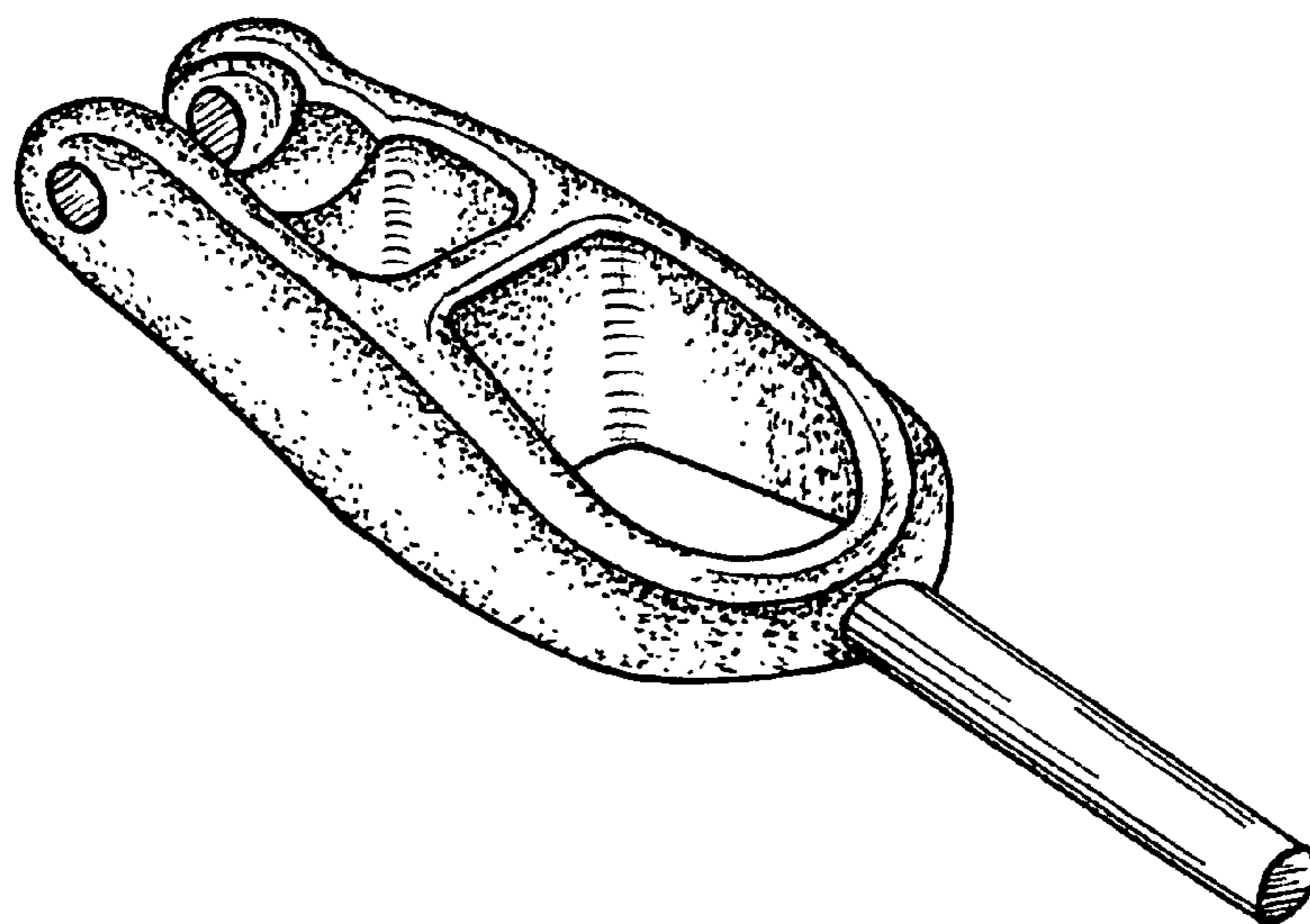




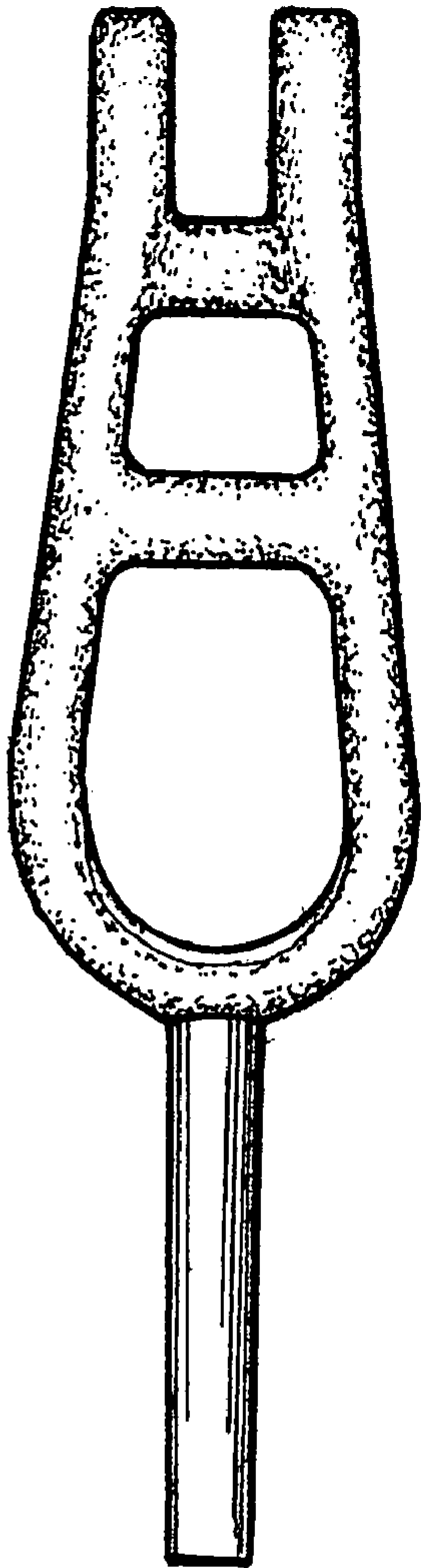
**FIG. 1**



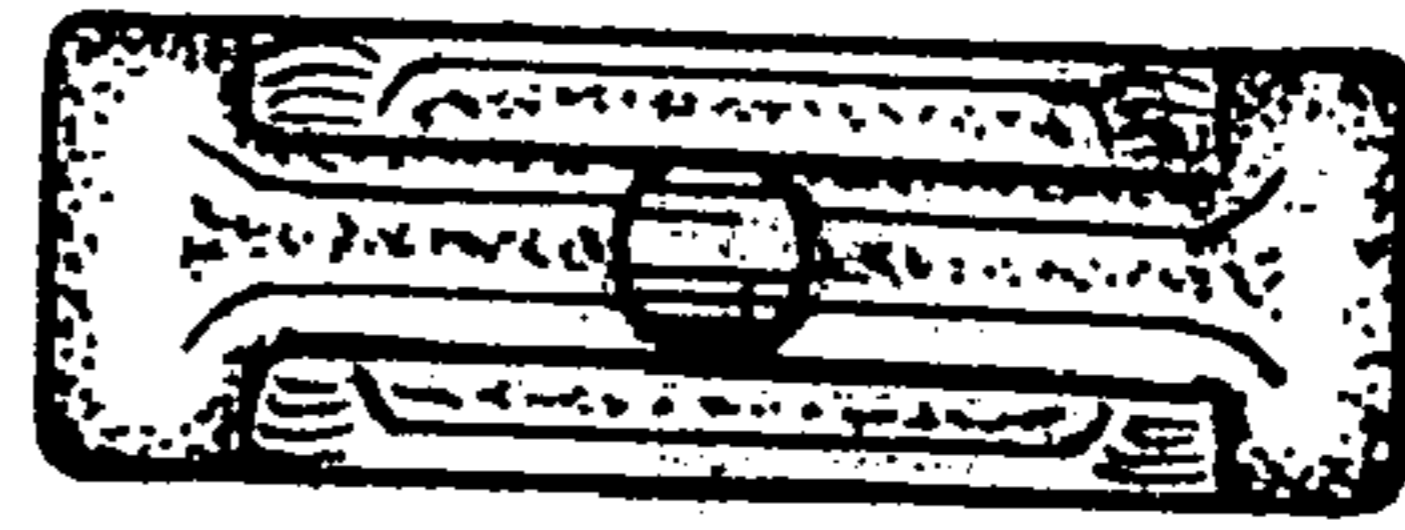
**FIG. 2**



**FIG. 3**



**FIG. 4**



**FIG. 5**



**FIG. 6**