



US00D566523S

(12) **United States Design Patent**  
**Rich**

(10) **Patent No.:** **US D566,523 S**

(45) **Date of Patent:** **\*\* Apr. 15, 2008**

(54) **KEY FOR ATTACHMENT TO A RING**

(76) Inventor: **Robert L. Rich**, P.O. Box 3913, Costa Mesa, CA (US) 92628

(\*\*) Term: **14 Years**

(21) Appl. No.: **29/270,641**

(22) Filed: **Dec. 29, 2006**

(51) **LOC (8) Cl.** ..... **08-07**

(52) **U.S. Cl.** ..... **D8/347**

(58) **Field of Classification Search** ..... D8/330-348;  
70/393-408

See application file for complete search history.

(56) **References Cited**

U.S. PATENT DOCUMENTS

D39,647 S \* 10/1908 Johnson ..... D8/347

D333,973 S \* 3/1993 Eizen ..... D8/347

D454,052 S \* 3/2002 Frias et al. .... D8/347

\* cited by examiner

*Primary Examiner*—Mitchell Siegel

(74) *Attorney, Agent, or Firm*—Chris Papageorge

(57) **CLAIM**

I claim the ornamental design for a key for attachment to a ring, as shown and described.

**DESCRIPTION**

FIG. 1 is a front perspective view of a key for attachment to a ring showing my new design, the broken-line showing of a ring is for illustrative purposes only and forms no part of the claimed design;

FIG. 2 is a front elevational view of the key.

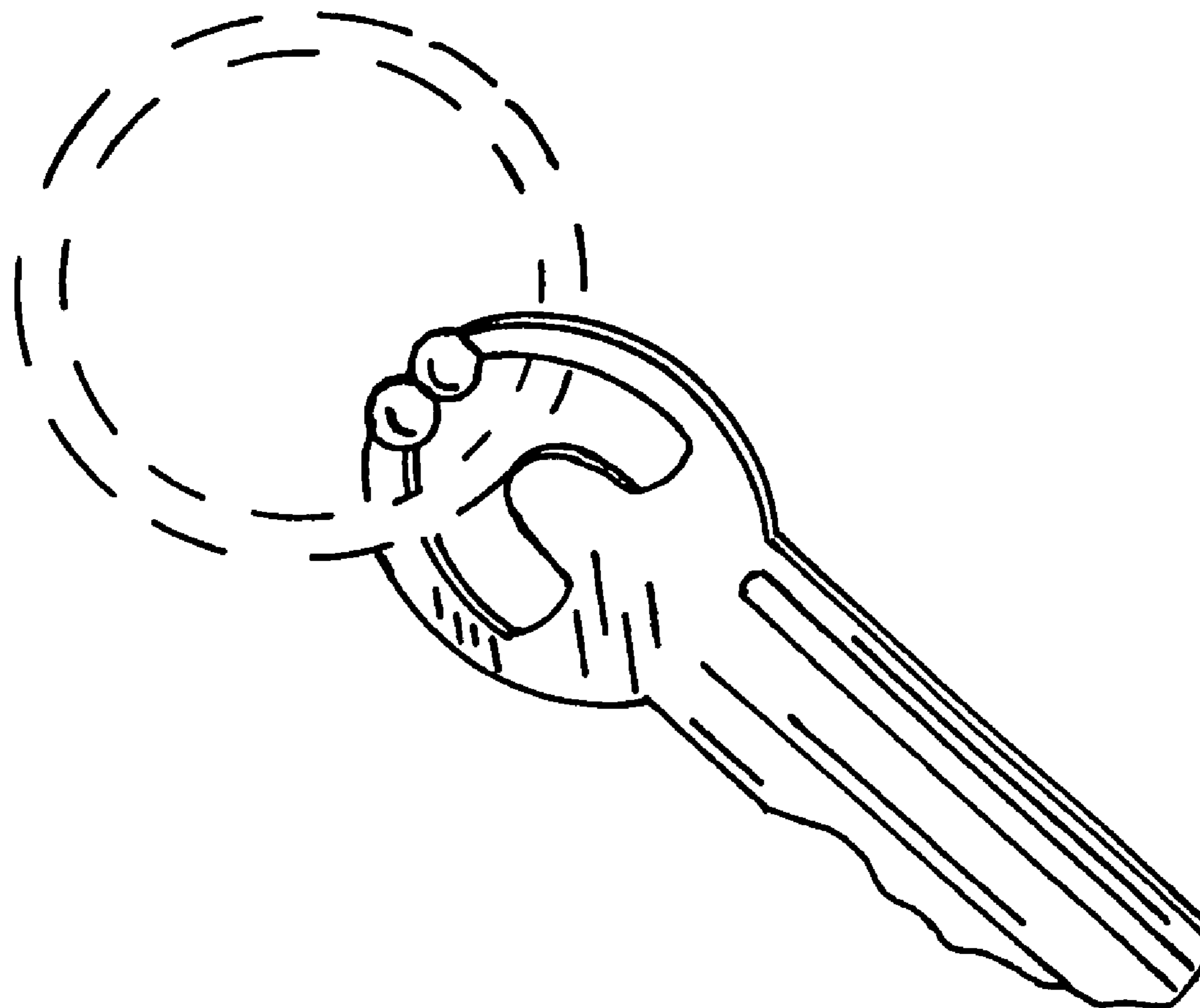
FIG. 3 is a top view thereof.

FIG. 4 is a bottom view thereof.

FIG. 5 is a left side elevational view thereof; and,

FIG. 6 is a right side elevational thereof.

**1 Claim, 3 Drawing Sheets**



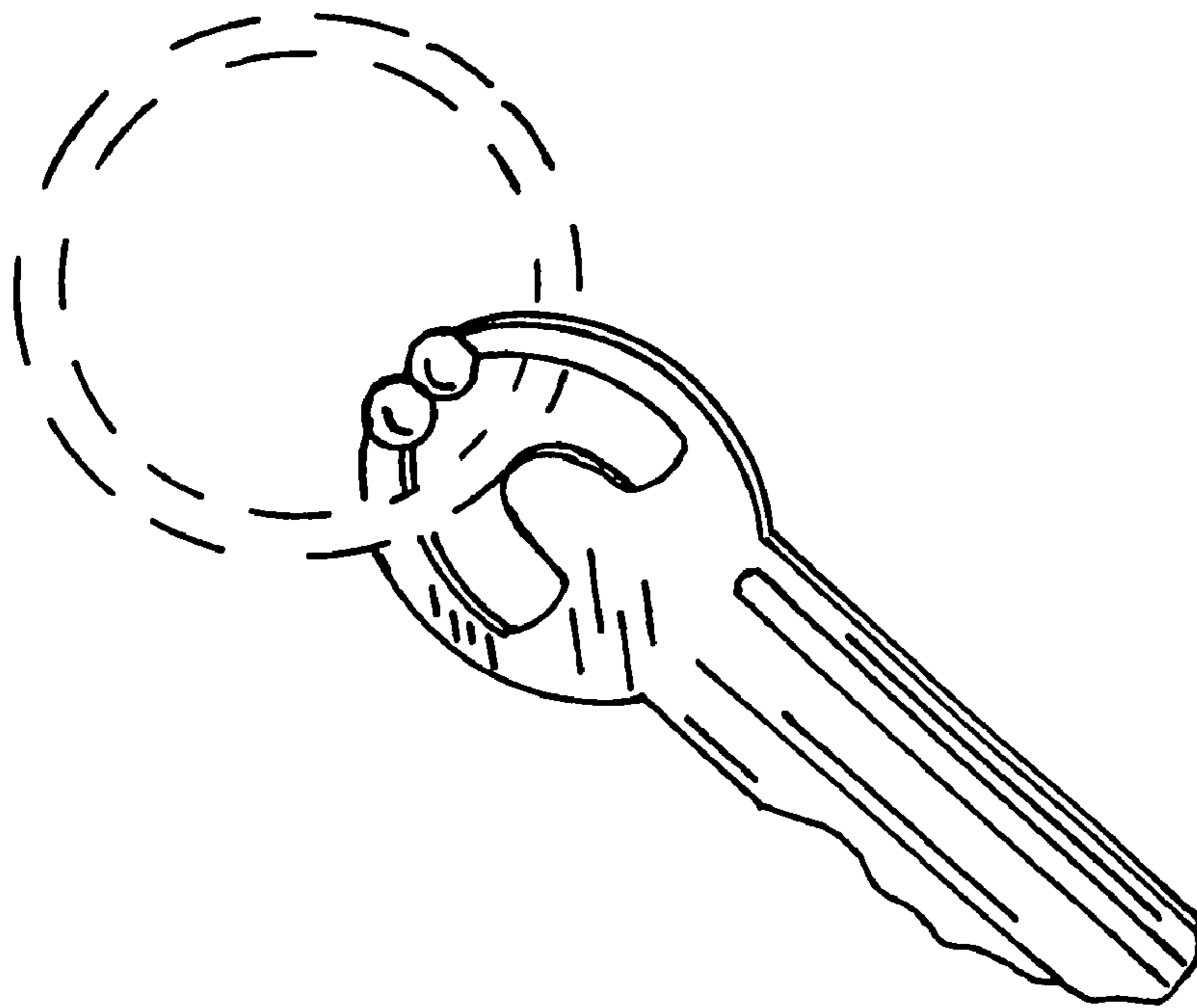


Fig. 1

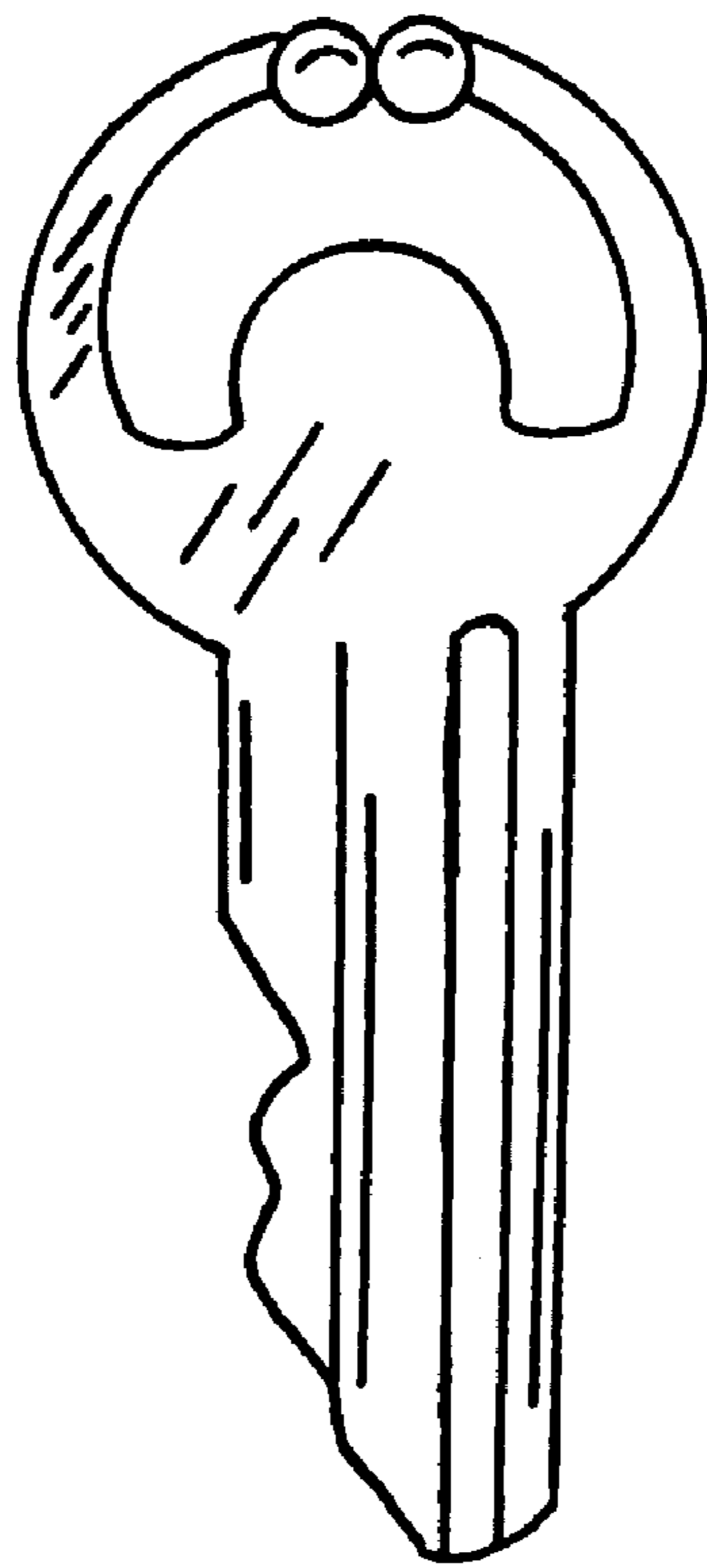


Fig. 2



Fig. 3



Fig. 4

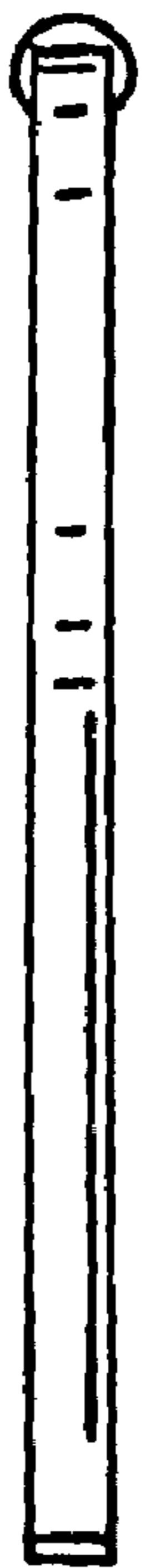


Fig. 5

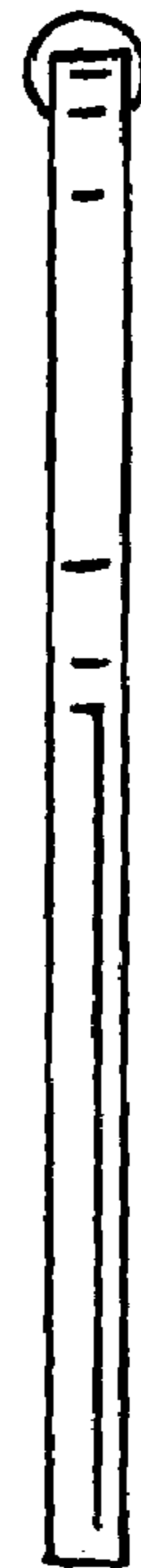


Fig. 6