



US00D566514S

(12) **United States Design Patent**
Settles

(10) **Patent No.:** **US D566,514 S**

(45) **Date of Patent:** **** Apr. 15, 2008**

(54) **HANDLE**

(75) Inventor: **Teresa Settles**, Tryon, NC (US)

(73) Assignee: **Prym Consumer USA Inc.**,
Spartanburg, SC (US)

(**) Term: **14 Years**

(21) Appl. No.: **29/270,995**

(22) Filed: **Jan. 8, 2007**

(51) **LOC (8) Cl.** **08-05**

(52) **U.S. Cl.** **D8/107**

(58) **Field of Classification Search** D3/18-28;
D4/129, 138; D7/671; D8/14, 75, 82-87,
D8/107, 303, 52-56, 95, 98, 99; D24/147;
16/430, 436, 421-422, 110.1, 426-431; 30/295,
30/291, 283; 74/551.9; 81/177.1-177.7,
81/436, 439-440, 41, 20-23, 488, 487
See application file for complete search history.

(56) **References Cited**

U.S. PATENT DOCUMENTS

1,424,275	A	8/1922	Bates et al.	
D136,072	S	7/1943	Flynn	
D262,920	S *	2/1982	Birtcil	D3/18
D355,103	S *	2/1995	Bartlett	D8/14
D359,671	S	6/1995	Acosta	
D387,264	S	12/1997	Snow	
D396,733	S *	8/1998	Johnson	D28/10
D425,379	S *	5/2000	Clausen	D7/683
D433,912	S *	11/2000	Kellander et al.	D8/98
D436,822	S *	1/2001	Douglas	D8/83

D437,918	S *	2/2001	Doughty et al.	D23/250
D440,478	S *	4/2001	Jan et al.	D8/82
D444,693	S *	7/2001	Griese et al.	D8/107
D464,856	S *	10/2002	Lai	D8/13
D467,154	S *	12/2002	Song	D8/107
D479,324	S *	9/2003	Greaney	D24/113
D508,296	S *	8/2005	Dibnah et al.	D28/44
D556,009	S *	11/2007	Settles	D8/107
D556,527	S *	12/2007	Russo et al.	D8/51

* cited by examiner

Primary Examiner—Cathron Brooks

Assistant Examiner—Barbara Fox

(74) *Attorney, Agent, or Firm*—J. Bennett Mullinax, LLC

(57) **CLAIM**

The ornamental design for a handle, as shown and described.

DESCRIPTION

FIG. 1 is a perspective view of the handle showing my new design.

FIG. 2 is a right side plan view of the handle.

FIG. 3 is a front elevation view of the handle.

FIG. 4 is a left side plan view of the handle.

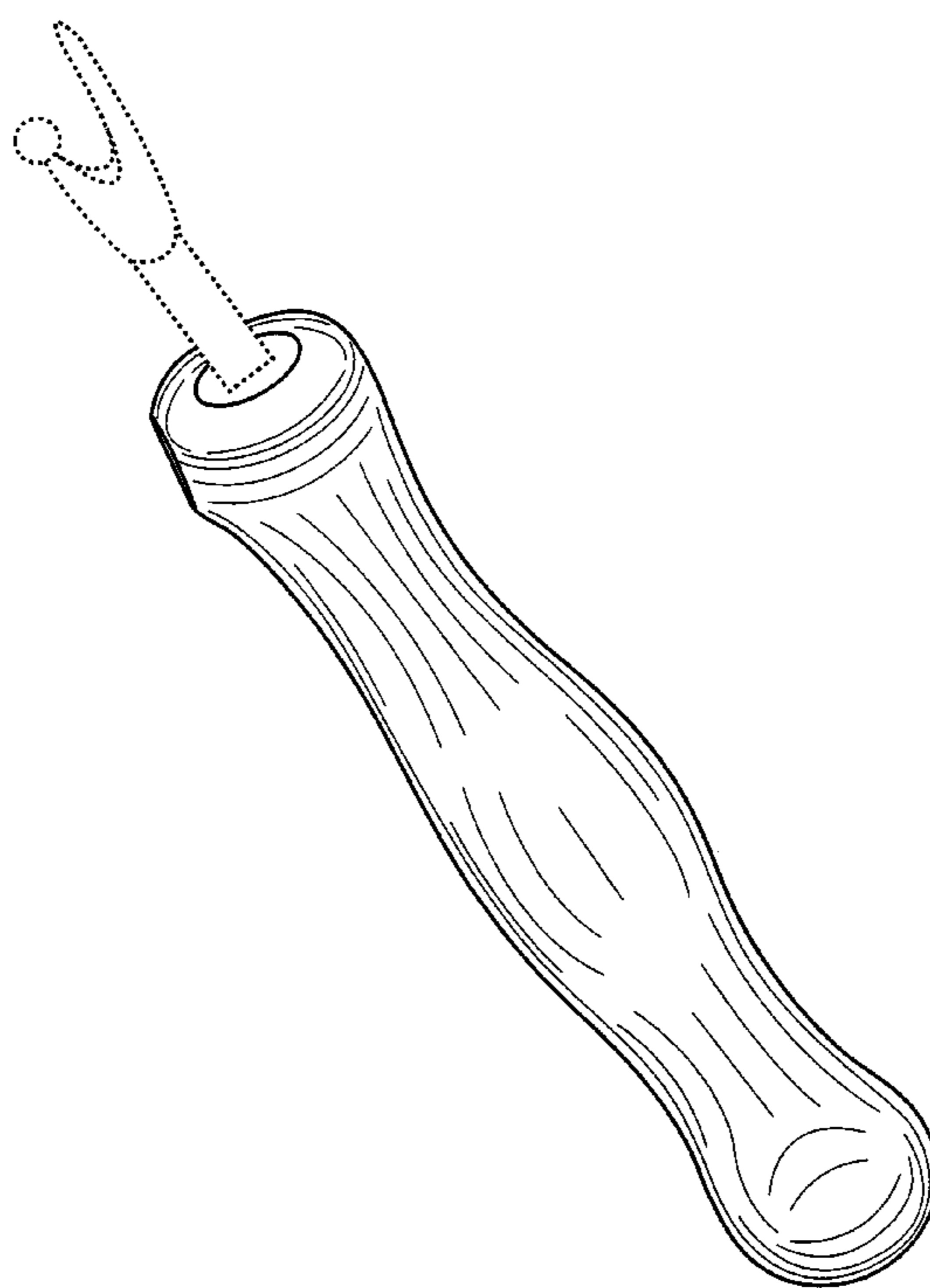
FIG. 5 is a rear view of the handle.

FIG. 6 is a bottom view of the handle; and,

FIG. 7 is a top view of the handle.

The dashed lines seen in FIGS. 1 through 5 and 7 which illustrate a seam ripper are for illustrative purposes only and form no part of the claimed design.

1 Claim, 3 Drawing Sheets



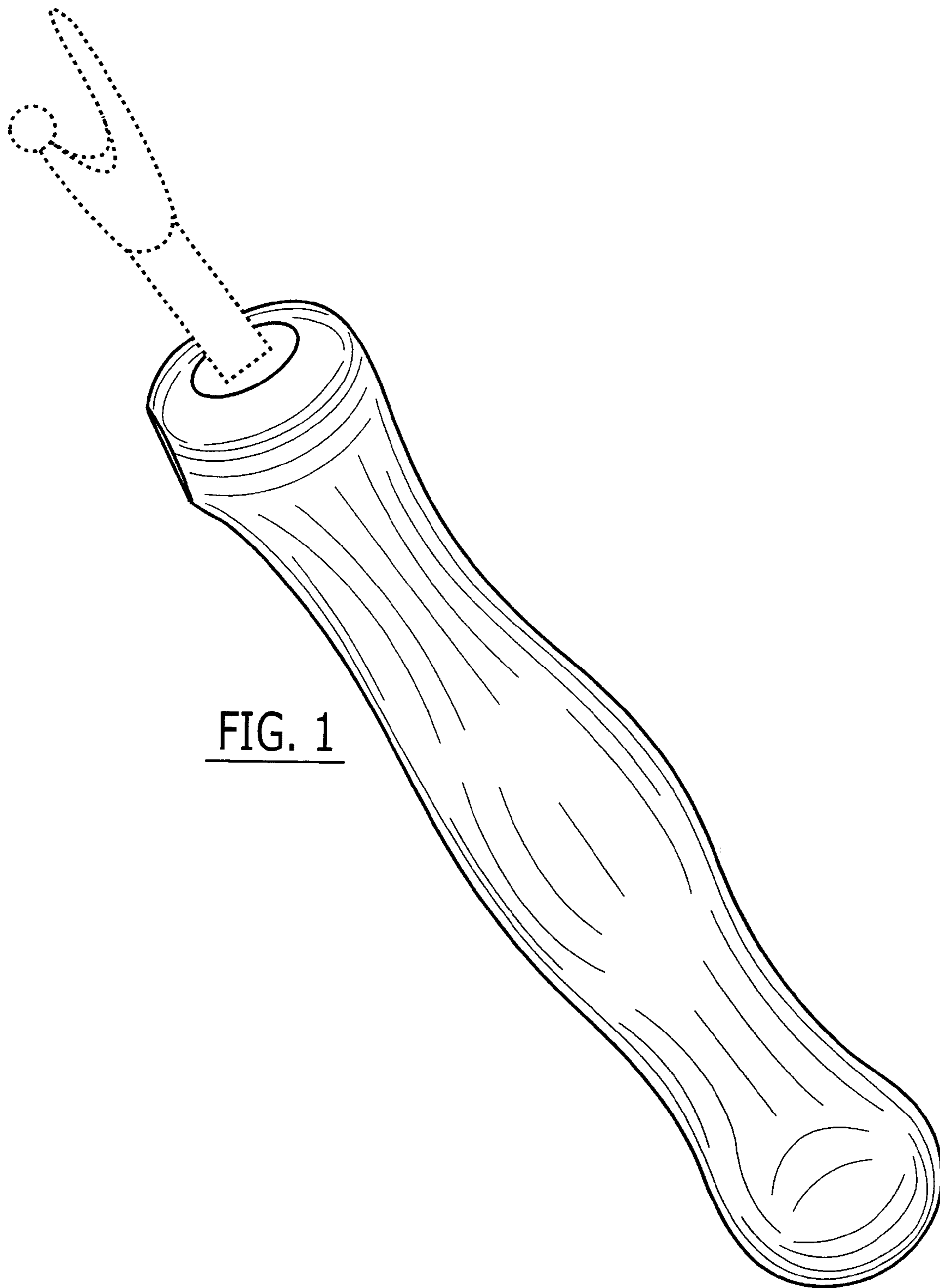


FIG. 1

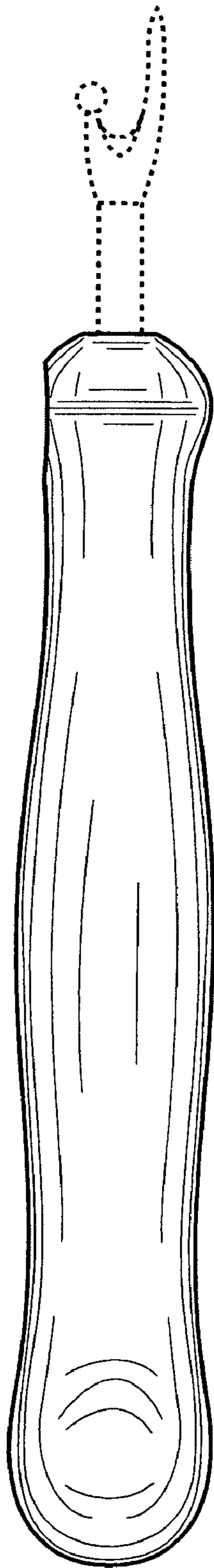


FIG. 2



FIG. 3

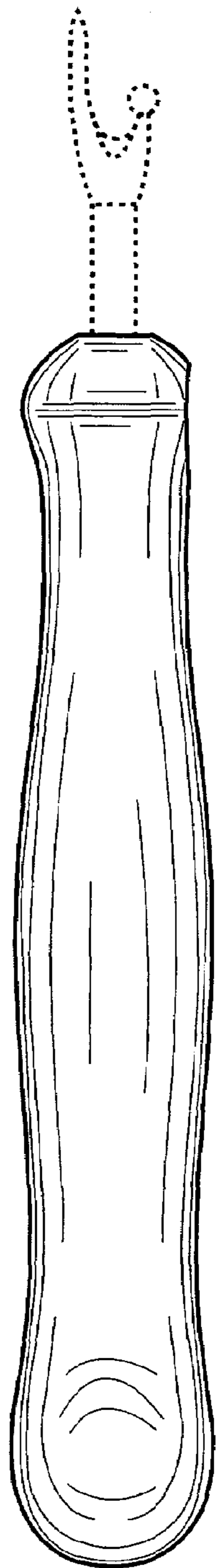


FIG. 4



FIG. 5

FIG. 6

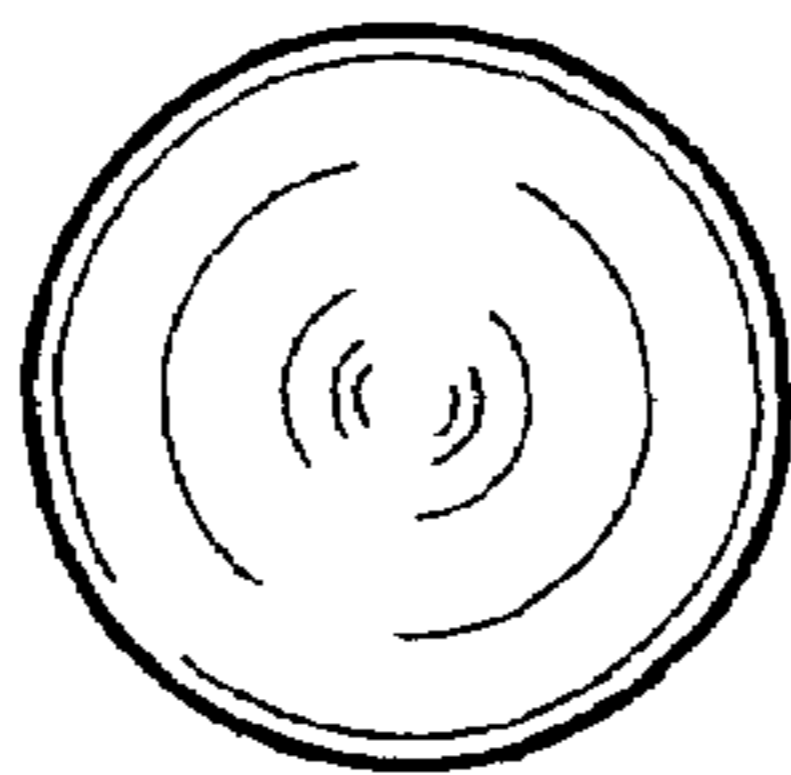


FIG. 7

