

US00D566509S

(12) **United States Design Patent**
Vanderbeek

(10) **Patent No.:** **US D566,509 S**
(45) **Date of Patent:** **** Apr. 15, 2008**

(54) **BALL PEEN HAMMER WITH FLAT TOP HEAD**

D531,001 S * 10/2006 Chen D8/78

OTHER PUBLICATIONS

(75) Inventor: **Karl Vanderbeek**, New Haven, CT (US)

Print out from Google Image Search for Ball Peen Hammer, 2 pages.*

(73) Assignee: **The Stanley Works**, New Britain, CT (US)

* cited by examiner

(**) Term: **14 Years**

Primary Examiner—Philip Hyder

(21) Appl. No.: **29/271,988**

(74) *Attorney, Agent, or Firm*—Pillsbury Winthrop Shaw Pittman, LLP

(22) Filed: **Jan. 31, 2007**

(57) **CLAIM**

(51) **LOC (8) Cl.** **08-02**

The ornamental design for a ball peen hammer with flat top head, as shown and described.

(52) **U.S. Cl.** **D8/75; D8/77**

DESCRIPTION

(58) **Field of Classification Search** D8/75, D8/76, 77, 78, 79, 80, 81; 81/20, 21, 22, 81/26; 7/146, 147; 254/26 R
See application file for complete search history.

FIG. 1 is a perspective view of a ball peen hammer with flat top head according to a first embodiment of the invention; FIG. 2 is a left side elevation view thereof, the right side being a mirror image thereof;

(56) **References Cited**

FIG. 3. is a front side elevation view thereof;

U.S. PATENT DOCUMENTS

FIG. 4 is a rear side elevation view thereof;

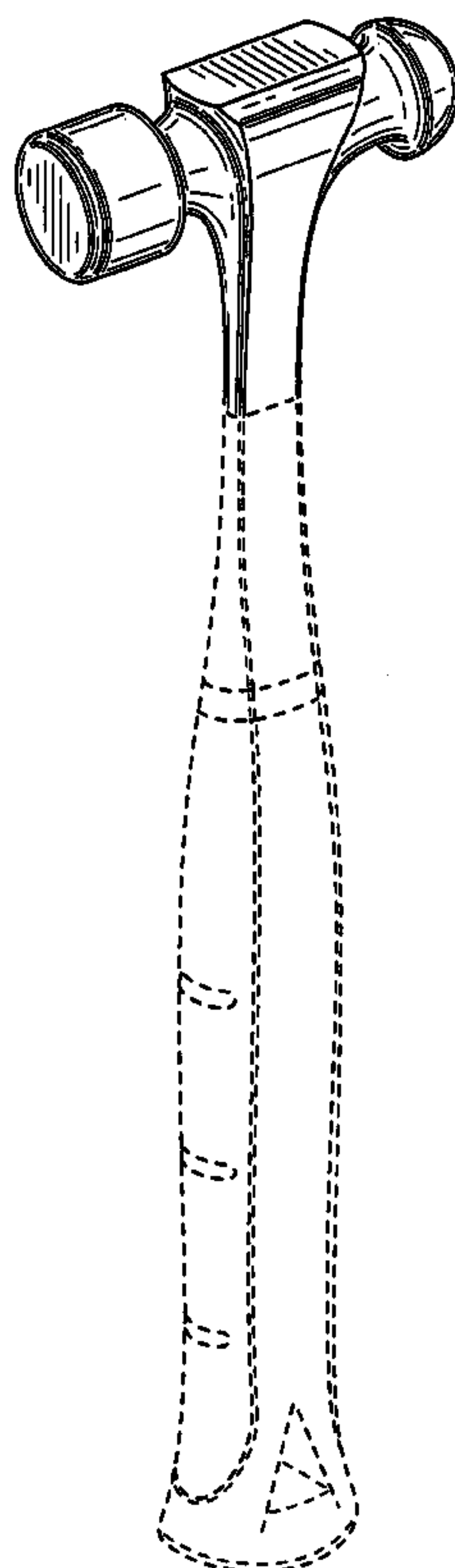
- D142,772 S * 11/1945 Cline, Jr. D8/77
- 3,341,261 A * 9/1967 Fenlin 403/249
- 3,792,725 A * 2/1974 Burgeson 81/20
- 4,633,741 A * 1/1987 Yang 81/20
- D413,780 S * 9/1999 Beam D8/75
- 6,467,376 B1 * 10/2002 Wu 81/22
- D519,814 S * 5/2006 Hung D8/78
- D521,343 S * 5/2006 Hung D8/78

FIG. 5 is a top plane view thereof; and,

FIG. 6 is a bottom plane view thereof.

Where included, broken lines are used to show environment only, and are not intended to be part of the claimed ornamental design.

1 Claim, 5 Drawing Sheets



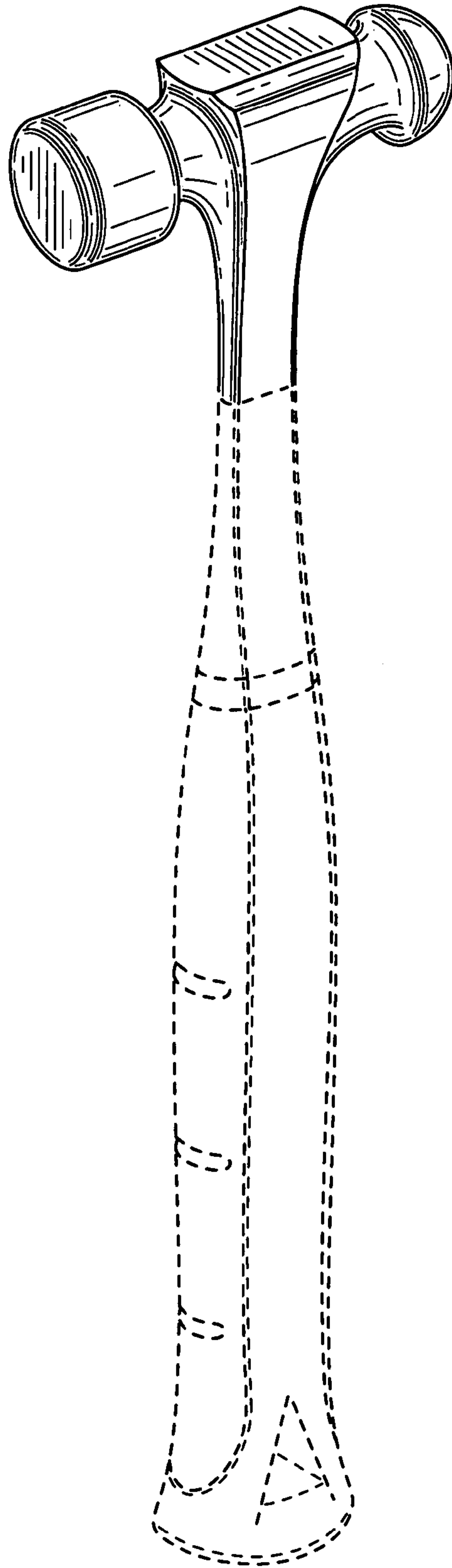


FIG. 1

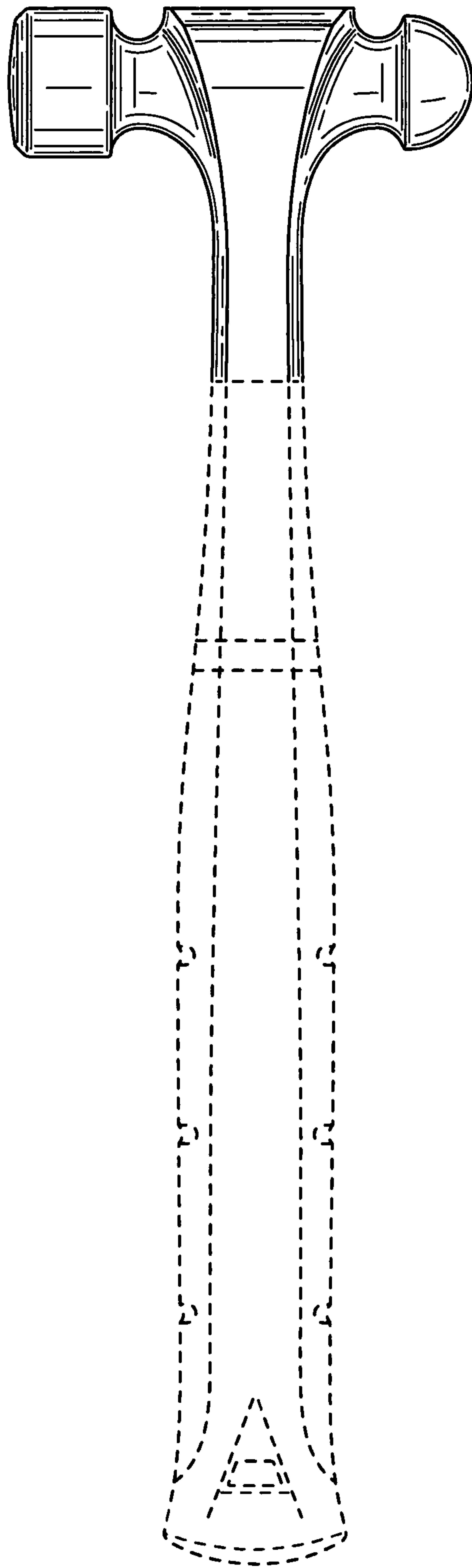


FIG. 2




FIG. 3




FIG. 4

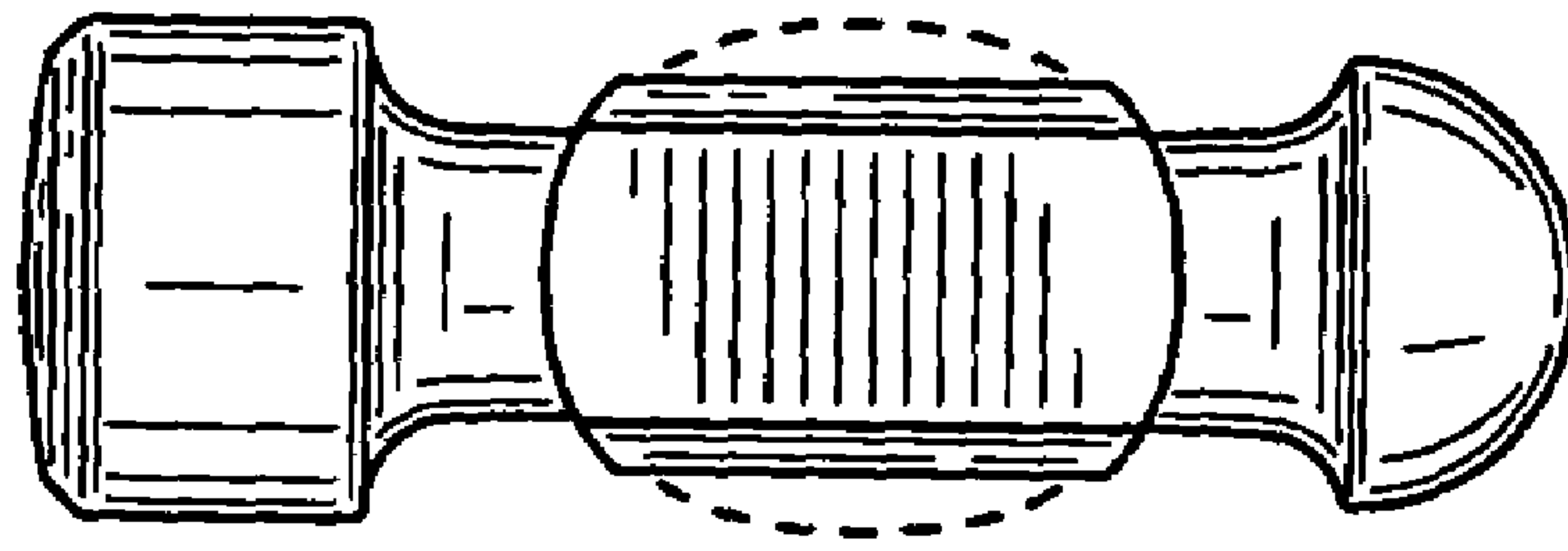


FIG. 5

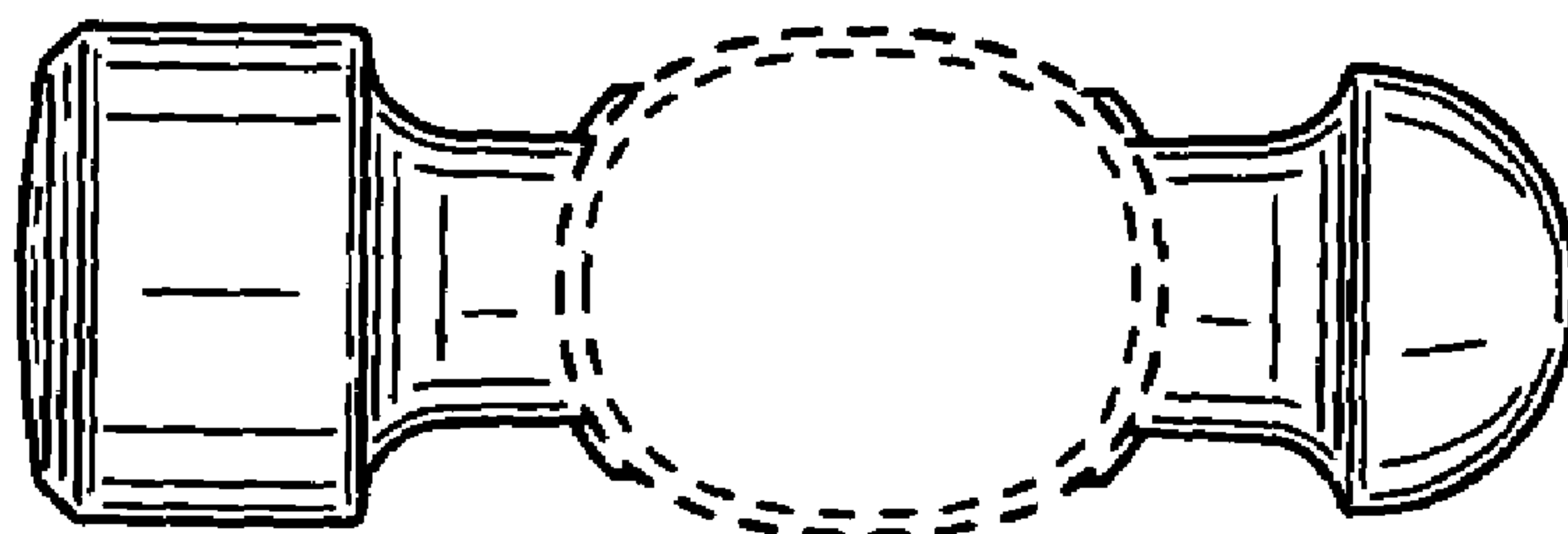


FIG. 6