



US00D566506S

(12) **United States Design Patent**  
**Aglassinger**

(10) **Patent No.:** **US D566,506 S**

(45) **Date of Patent:** **\*\* Apr. 15, 2008**

(54) **POWER OPERATED SCREWDRIVER**

(75) Inventor: **Hans-Peter Aglassinger**, Esslingen  
(DE)

(73) Assignee: **Robert Bosch GmbH**, Stuttgart (DE)

(\*\*) Term: **14 Years**

(21) Appl. No.: **29/250,291**

(22) Filed: **Nov. 9, 2006**

(30) **Foreign Application Priority Data**

Jul. 20, 2006 (EM) ..... 000564224

(51) **LOC (8) Cl.** ..... **08-04**

(52) **U.S. Cl.** ..... **D8/68**

(58) **Field of Classification Search** ..... D8/14.1,  
D8/61-70; 81/57.11, 429, 454-456, 469,  
81/489; 173/13, 104, 114, 168-171, 178,  
173/201, 211, 213, 217; 408/20, 124, 125,  
408/234, 241 R; 451/358; 310/50; 227/8,  
227/113, 114, 120, 130, 136, 142  
See application file for complete search history.

(56) **References Cited**

**U.S. PATENT DOCUMENTS**

- 4,098,351 A \* 7/1978 Alessio ..... 173/104
- D304,287 S \* 10/1989 Zurwelle ..... D8/68
- D319,763 S \* 9/1991 Reiferscheid ..... D8/68
- D325,860 S \* 5/1992 Fushiya et al. .... D8/68
- D330,152 S \* 10/1992 Ogawa et al. .... D8/68
- D344,000 S \* 2/1994 Shibata et al. .... D8/68
- D353,526 S \* 12/1994 Hoshino ..... D8/68
- 5,371,206 A \* 12/1994 Seddon et al. .... 173/178
- 5,601,387 A \* 2/1997 Sanford et al. .... 81/429
- D406,511 S \* 3/1999 Zurwelle ..... D8/68
- D406,740 S \* 3/1999 Zurwelle ..... D8/68
- D426,125 S \* 6/2000 Hayakawa et al. .... D8/68

- D439,123 S \* 3/2001 Sakai et al. .... D8/68
- 6,240,816 B1 \* 6/2001 Riedl et al. .... 81/429
- D452,639 S \* 1/2002 Zurwelle ..... D8/68
- D470,737 S \* 2/2003 Chunn et al. .... D8/68
- 6,536,537 B1 \* 3/2003 Sasaki et al. .... 173/178
- D486,049 S \* 2/2004 Sugiura et al. .... D8/68
- D490,677 S \* 6/2004 Chung et al. .... D8/68
- D513,951 S \* 1/2006 Chung et al. .... D8/68
- D526,178 S \* 8/2006 Alias ..... D8/68
- D533,419 S \* 12/2006 Aglassinger ..... D8/68
- 2002/0130007 A1 \* 9/2002 Nakamura et al. .... 173/217
- 2005/0247466 A1 \* 11/2005 Andriolo et al. .... 173/170
- 2006/0291966 A1 \* 12/2006 Klemm et al. .... 408/124
- 2007/0125565 A1 \* 6/2007 Etter et al. .... 173/170

**FOREIGN PATENT DOCUMENTS**

- GB 2068647 S \* 2/1997
- GB 3005651 S \* 1/2002

\* cited by examiner

*Primary Examiner*—T. Chase Nelson

(74) *Attorney, Agent, or Firm*—Michael J. Striker

(57) **CLAIM**

The ornamental design for a power operated screwdriver, as shown and described.

**DESCRIPTION**

FIG. 1 is a front perspective view of a power operated screwdriver showing my new design;

FIG. 2 is a side view thereof;

FIG. 3 is the opposite side view of FIG. 2 thereof;

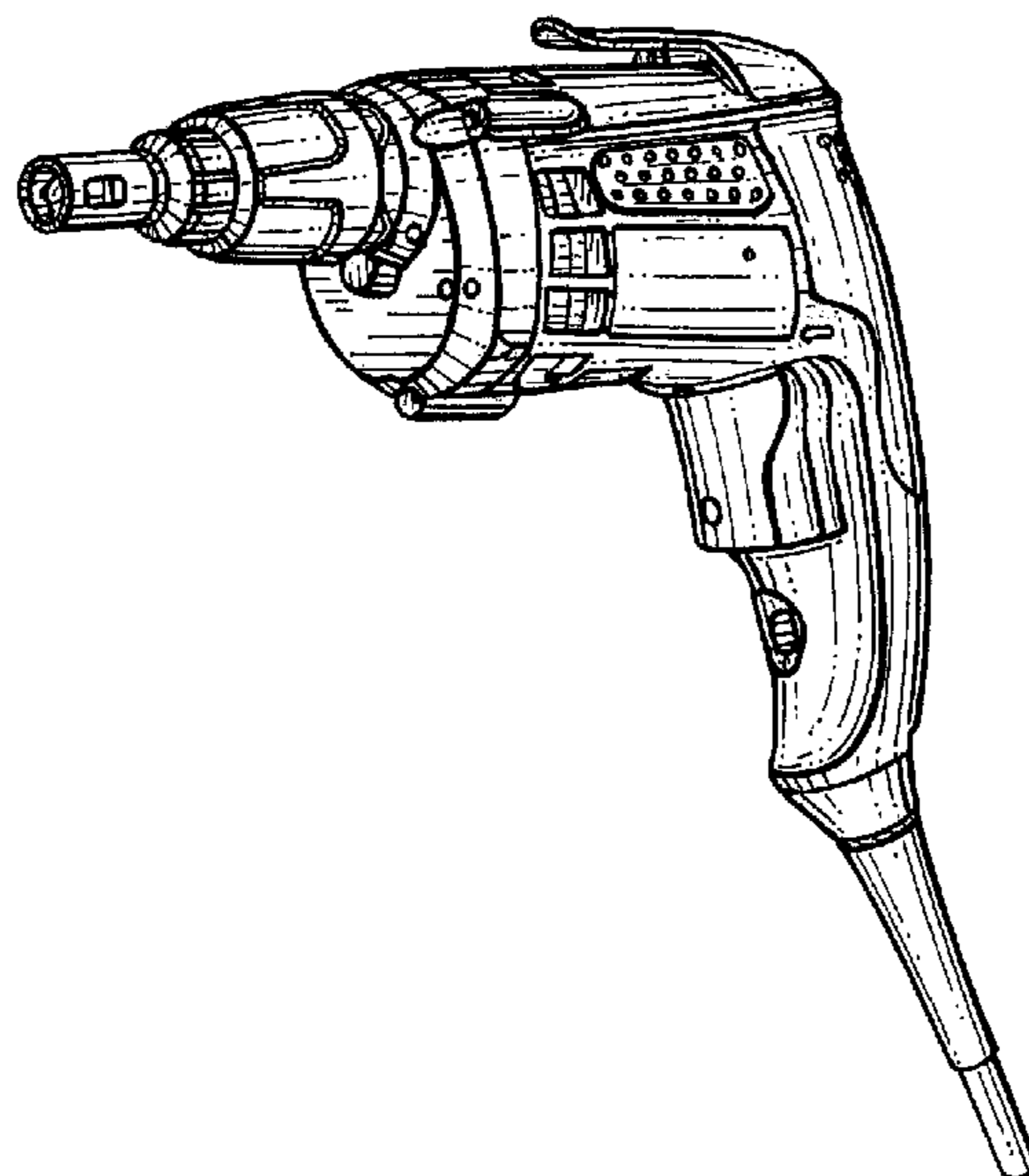
FIG. 4 is a bottom view thereof;

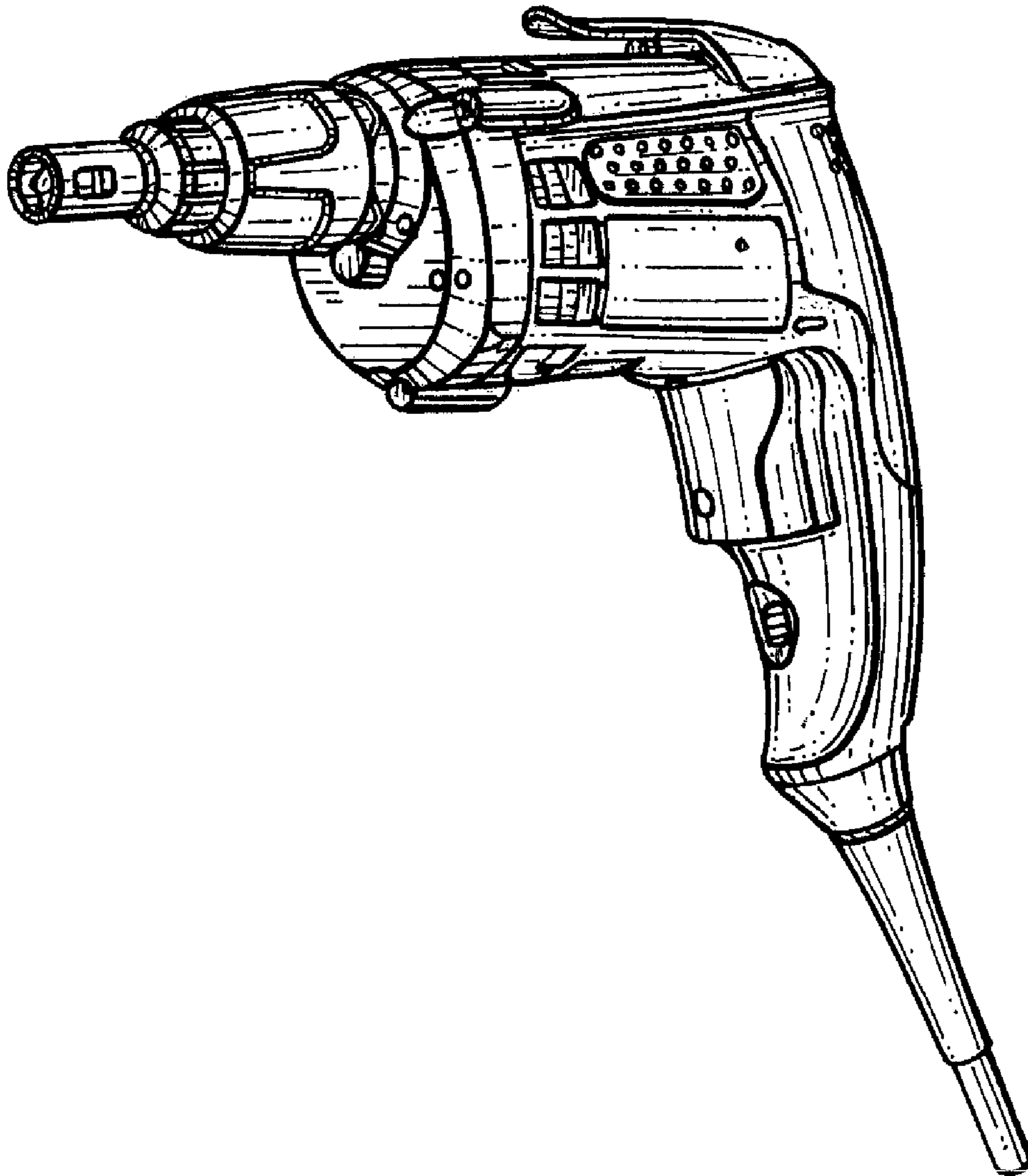
FIG. 5 is a top view thereof;

FIG. 6 is a front view thereof; and,

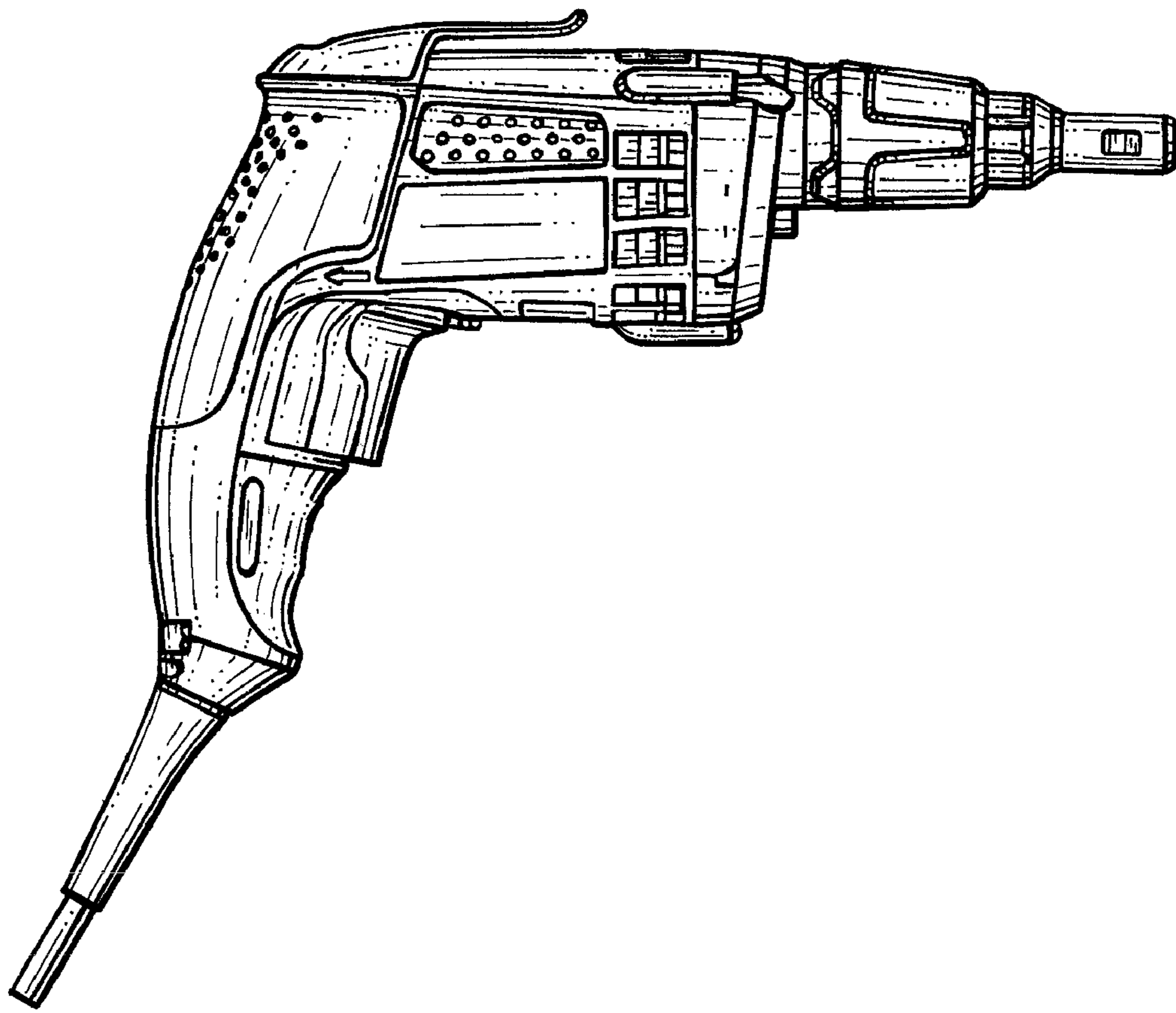
FIG. 7 is a rear view thereof.

**1 Claim, 7 Drawing Sheets**

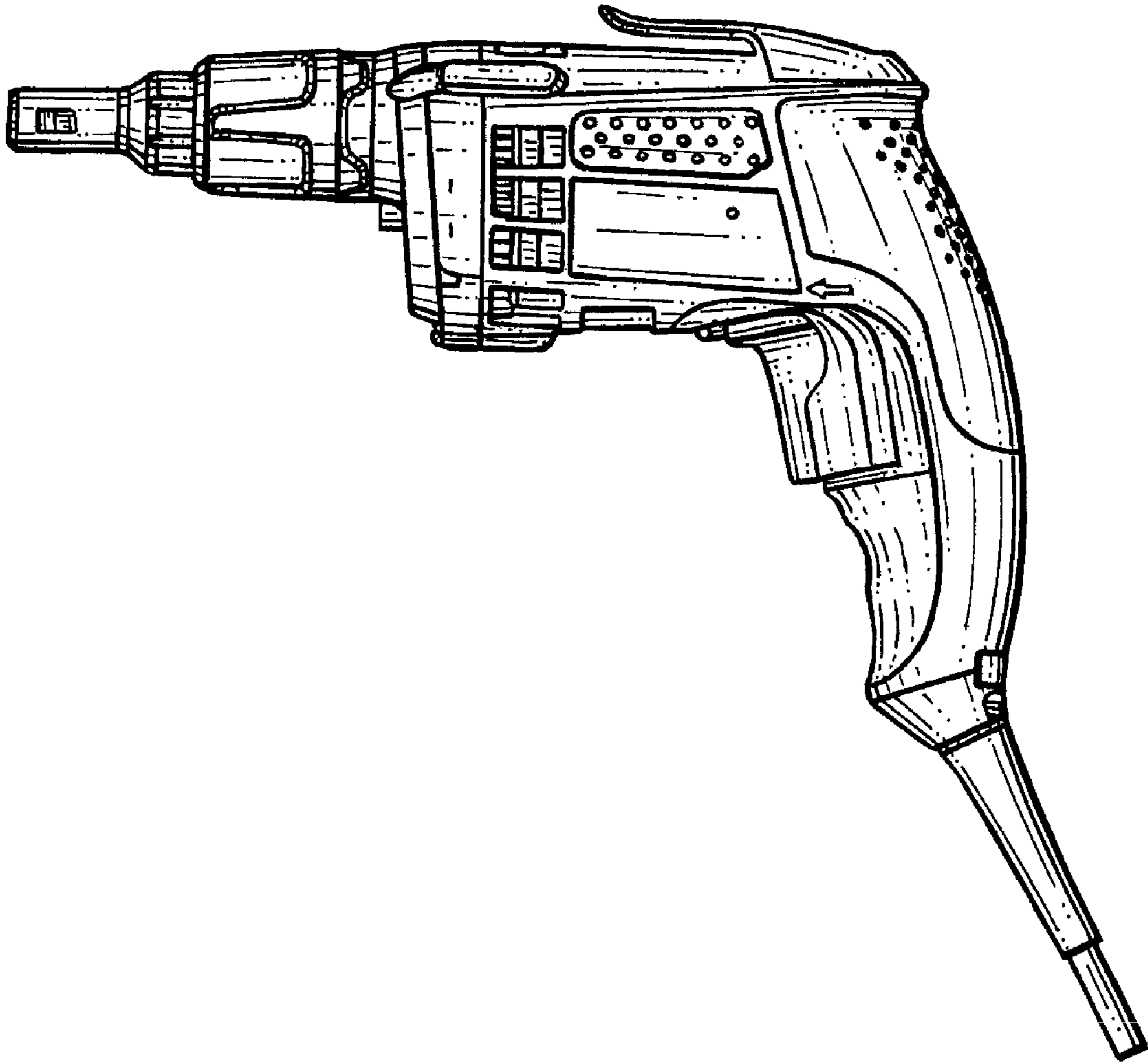




*FIG. 1*



*FIG. 2*



*FIG. 3*

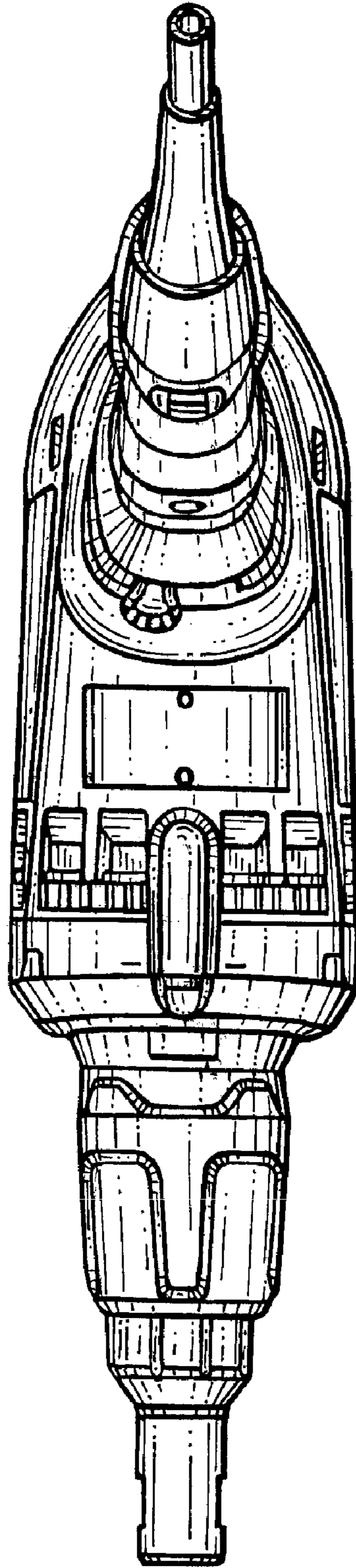


FIG. 4


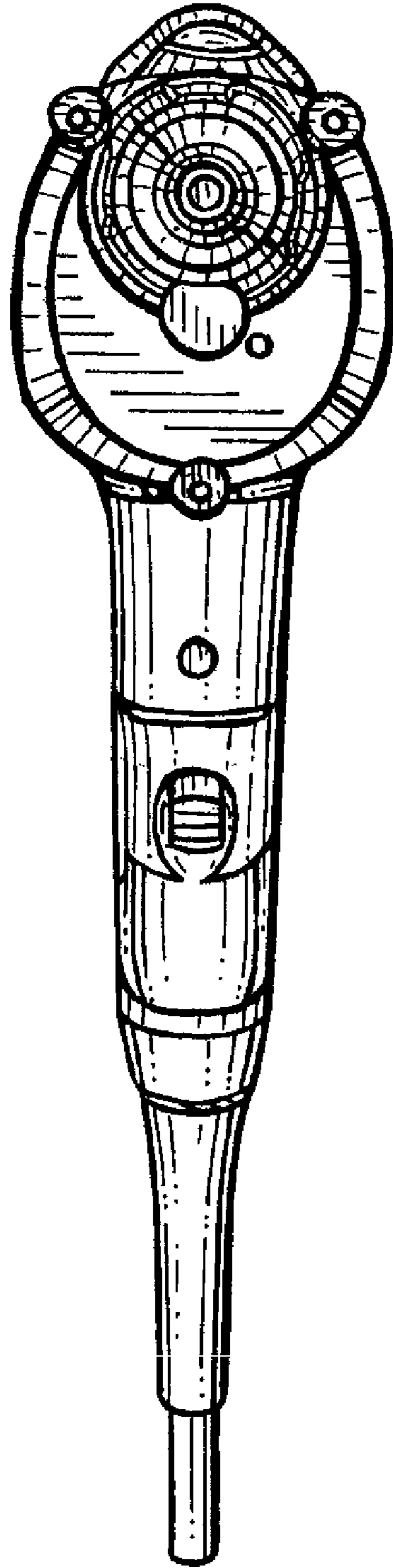
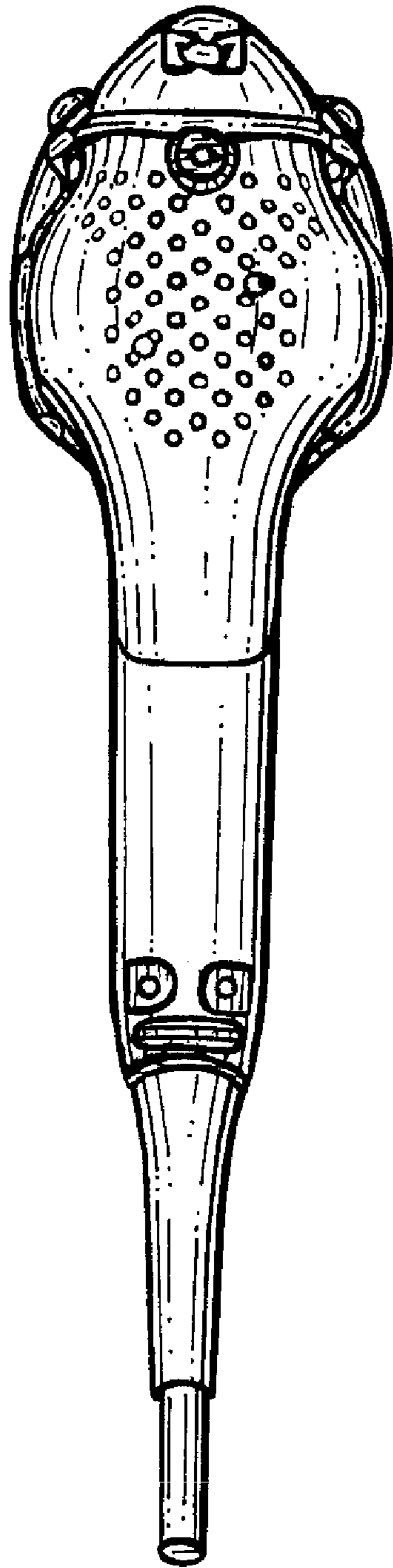


FIG. 5



*FIG. 6*



*FIG. 7*