

US00D566497S

(12) **United States Design Patent**
Wang

(10) **Patent No.:** **US D566,497 S**

(45) **Date of Patent:** **** Apr. 15, 2008**

(54) **RATCHET WRENCH**

(76) **Inventor:** **Jui-Hsiao Wang**, No. 50-1, Lane 60,
Jian Pyng 9th St., Tainan (TW)

(**) **Term:** **14 Years**

(21) **Appl. No.:** **29/284,398**

(22) **Filed:** **Sep. 7, 2007**

(51) **LOC (8) Cl.** **08-05**

(52) **U.S. Cl.** **D8/25**

(58) **Field of Classification Search** D8/17,
D8/21-29, 52, 55, 81-87, 102-107, 98, 99,
D8/93, 94; 81/119, 121.1, 86, 124.2, 125,
81/125.1, 176.1, 176.2, 177.1, 177.2, 177.3,
81/177.85, 124.3, 124.7, 176.3, 179, 160,
81/3.57, 3.55, 186, 58.3, 300, 58.1, 60-63.2,
81/165-170, 110.1, 124.6, 176.15, 58.4, 121.7,
81/436, 437, 418, 166, 177.8, 177.9, 185.1,
81/3.4, 177.4, 492, 57, 58, 13, 177.7, 490,
81/415-423, 427.5, 488, 489; 140/119; 16/422,
16/186, 429

See application file for complete search history.

(56) **References Cited**

U.S. PATENT DOCUMENTS

- D386,382 S * 11/1997 Shiao D8/107
- D447,678 S * 9/2001 Staton et al. D8/107
- D474,662 S * 5/2003 Canino et al. D8/25

- 6,918,323 B2 * 7/2005 Arnold et al. 81/63.2
- D526,865 S * 8/2006 Liao D8/25
- D547,151 S * 7/2007 Lin D8/25
- D551,925 S * 10/2007 Liao D8/25
- D554,967 S * 11/2007 Lin D8/107
- 2002/0104410 A1 * 8/2002 Wang 81/177.1

* cited by examiner

Primary Examiner—Raphael Barkai

Assistant Examiner—Randall H Gholson

(74) *Attorney, Agent, or Firm*—Alan Kamrath; Kamrath & Associates PA

(57) **CLAIM**

The ornamental design for a ratchet wrench, as shown and described.

DESCRIPTION

FIG. 1 is a perspective view of a ratchet wrench showing my design;

FIG. 2 is a front elevational view thereof;

FIG. 3 is a rear elevational view thereof;

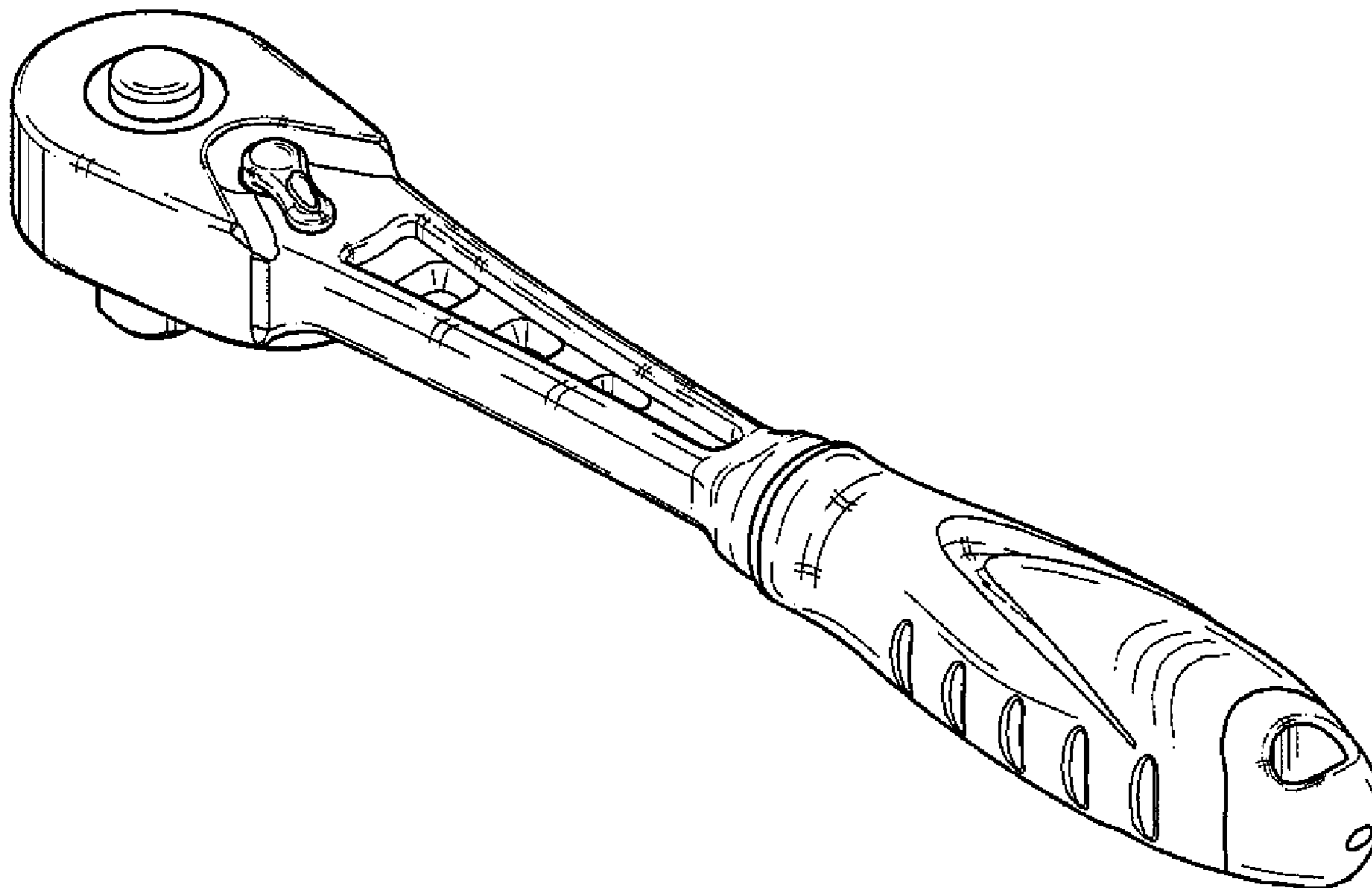
FIG. 4 is a left elevational view thereof;

FIG. 5 is a right elevational view thereof;

FIG. 6 is a top plan view thereof; and,

FIG. 7 is a bottom plan view thereof.

1 Claim, 7 Drawing Sheets



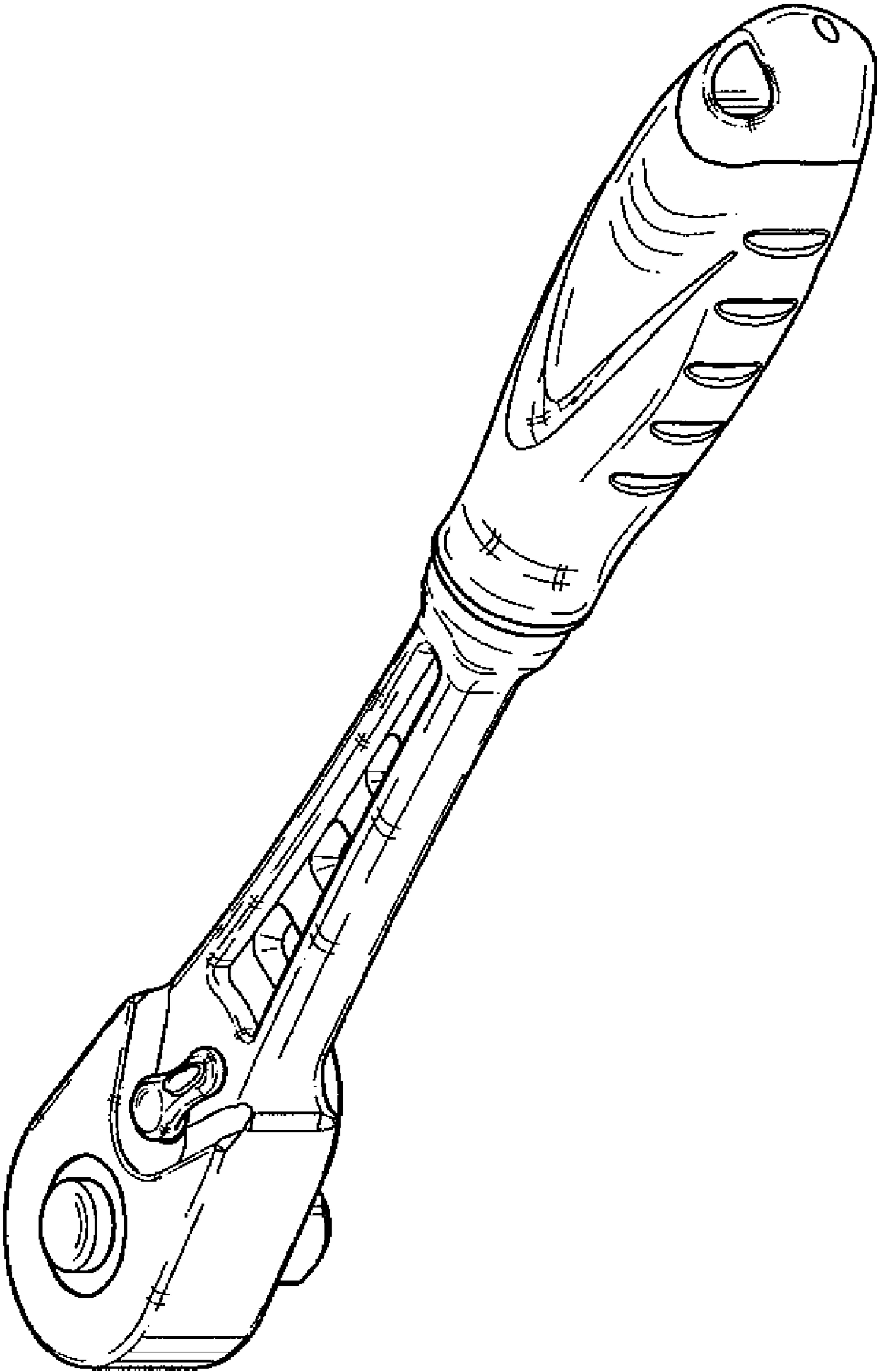


FIG.1

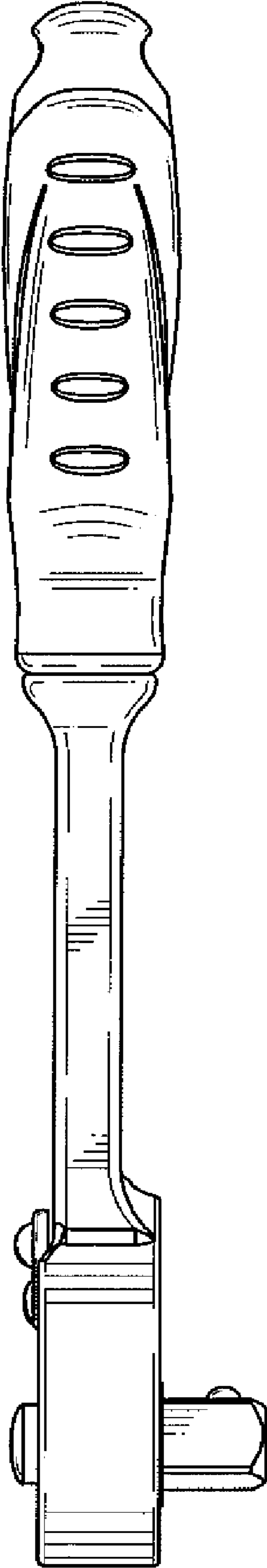


FIG.2

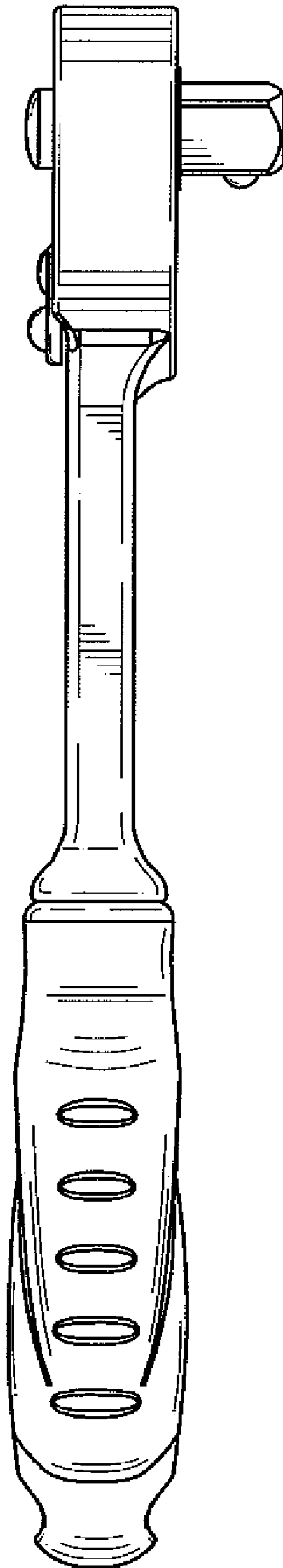


FIG.3

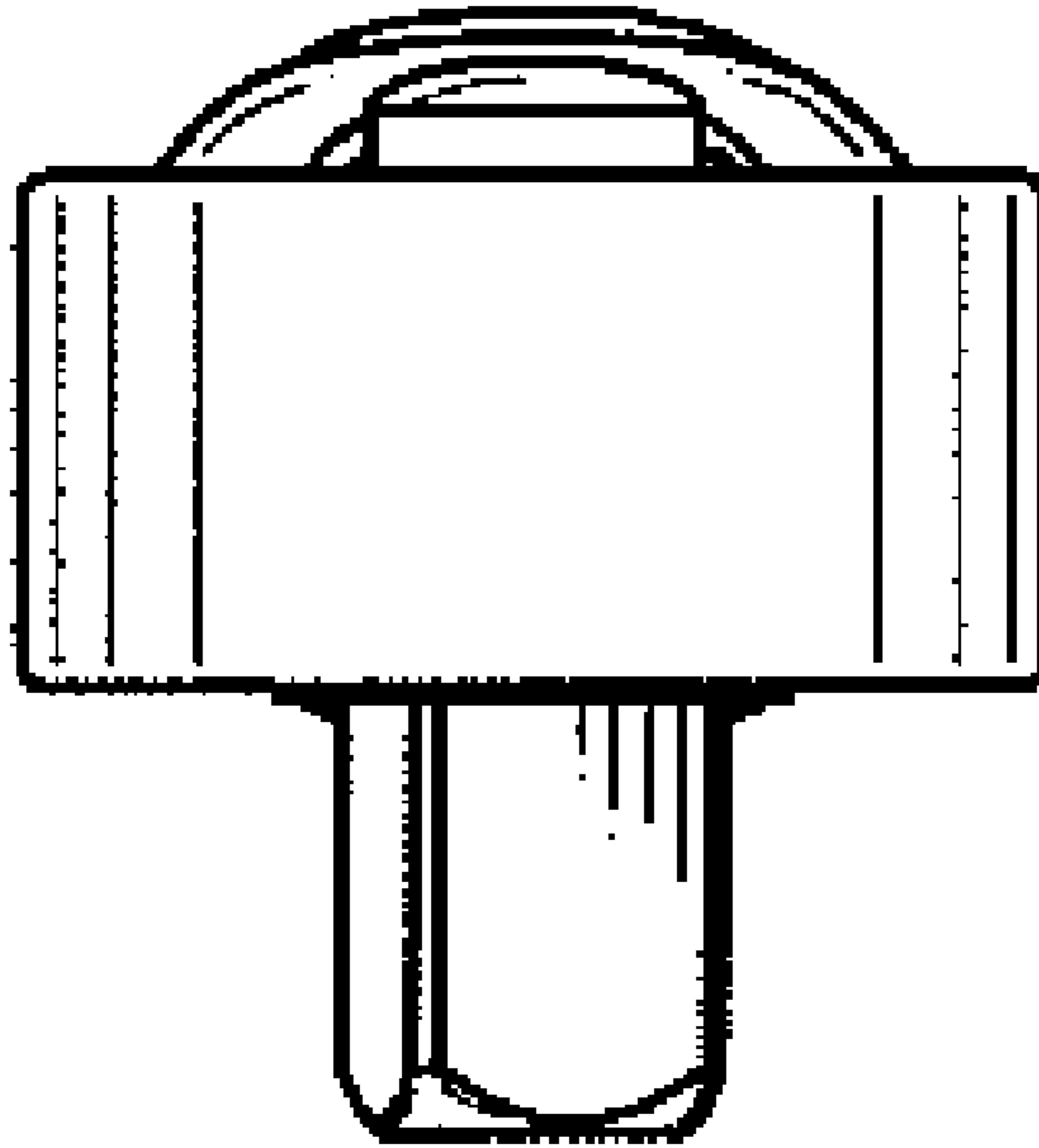


FIG. 4

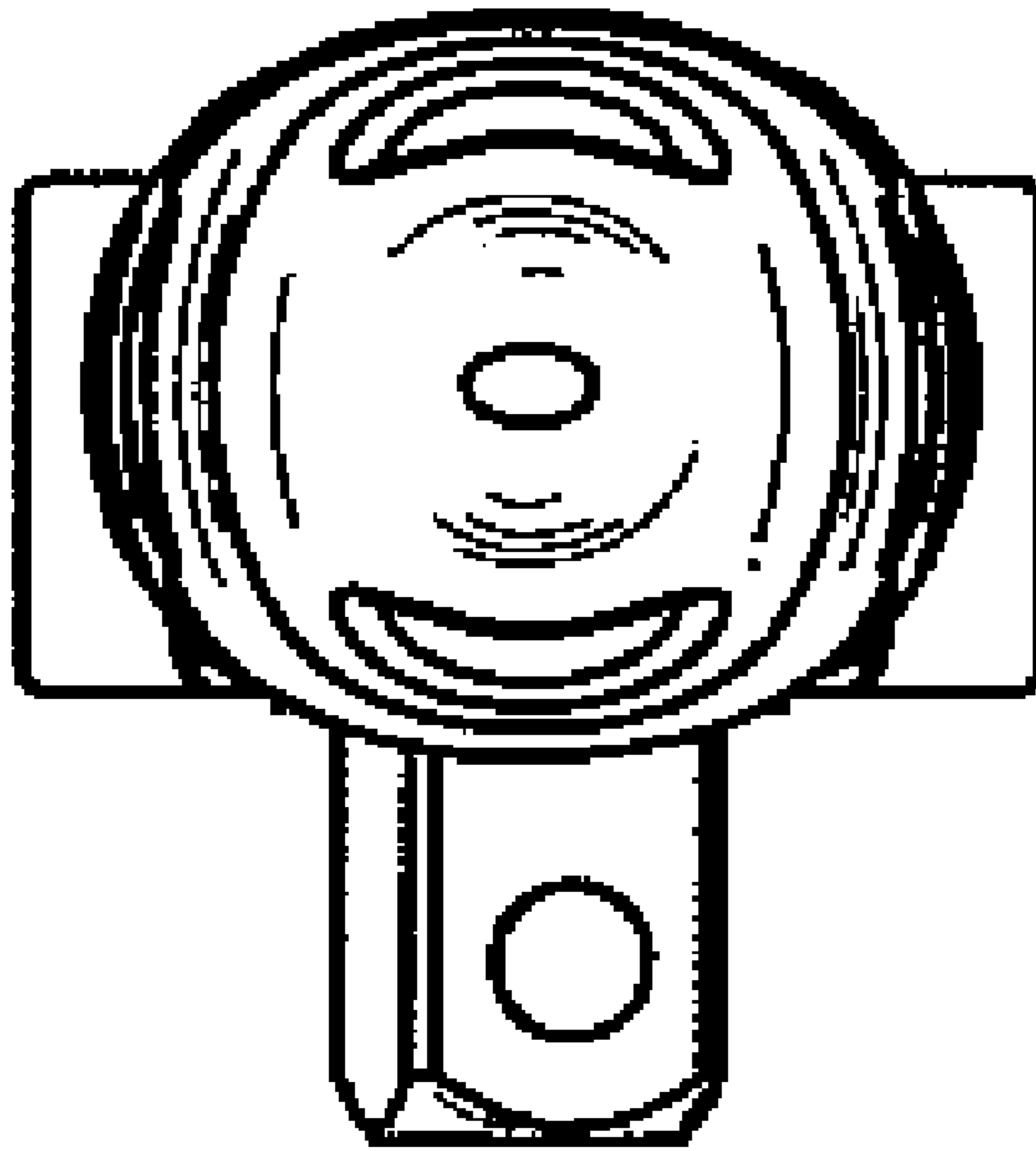


FIG. 5

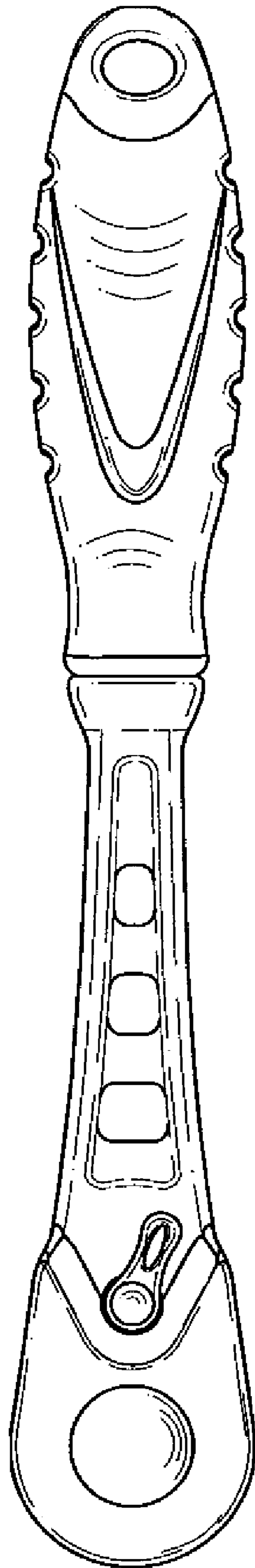


FIG.6

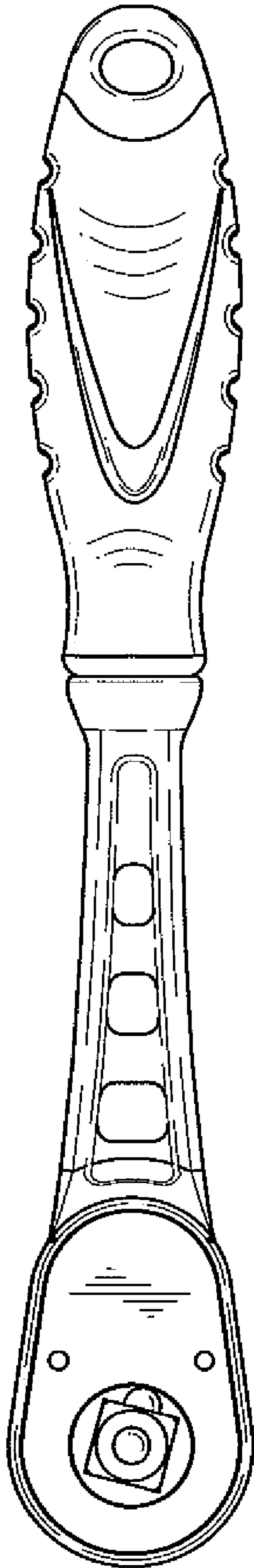


FIG.7