



US00D566494S

(12) **United States Design Patent**
Karl

(10) **Patent No.:** **US D566,494 S**

(45) **Date of Patent:** **** Apr. 15, 2008**

(54) **MULTI-FUNCTION EMERGENCY
PERSONNEL TOOL**

(76) Inventor: **Ronald F. Karl**, 42 W. 550 Hawk Cir.,
St. Charles, IL (US) 60175

(**) Term: **14 Years**

(21) Appl. No.: **29/268,175**

(22) Filed: **Nov. 1, 2006**

(51) **LOC (8) Cl.** **08-05**

(52) **U.S. Cl.** **D8/14**

(58) **Field of Classification Search** D8/14,
D8/17, 21, 88, 89, 26; 7/166, 138, 169, 170,
7/145, 142, 147

See application file for complete search history.

(56) **References Cited**

U.S. PATENT DOCUMENTS

1,405,250	A *	1/1922	Ambrose	81/125.1
3,219,316	A *	11/1965	Fried	254/131
D275,258	S *	8/1984	Albrecht	D8/17
4,924,544	A *	5/1990	Culotta	7/138
D308,806	S *	6/1990	Chieffo	D8/21
5,247,715	A	9/1993	Nishiguchi		
5,315,724	A	5/1994	Trujillo et al.		

5,428,853	A	7/1995	Menke et al.		
D382,180	S *	8/1997	Chuang	D8/26
6,308,355	B1	10/2001	McMillan et al.		
6,397,420	B1	6/2002	Roxton		
6,640,369	B1 *	11/2003	Malvasio	7/105
D540,632	S *	4/2007	Wong	D8/14
2005/0087045	A1 *	4/2005	Gryciuk et al.	81/436

* cited by examiner

Primary Examiner—Holly H. Baynham

Assistant Examiner—Sheryl Friedman

(74) *Attorney, Agent, or Firm*—William C. Grabarek

(57) **CLAIM**

I claim the ornamental design for a multi-function emergency personnel tool, as shown and described.

DESCRIPTION

FIG. 1 is a bottom, left side perspective view of a multi-function emergency personnel tool showing my new design;

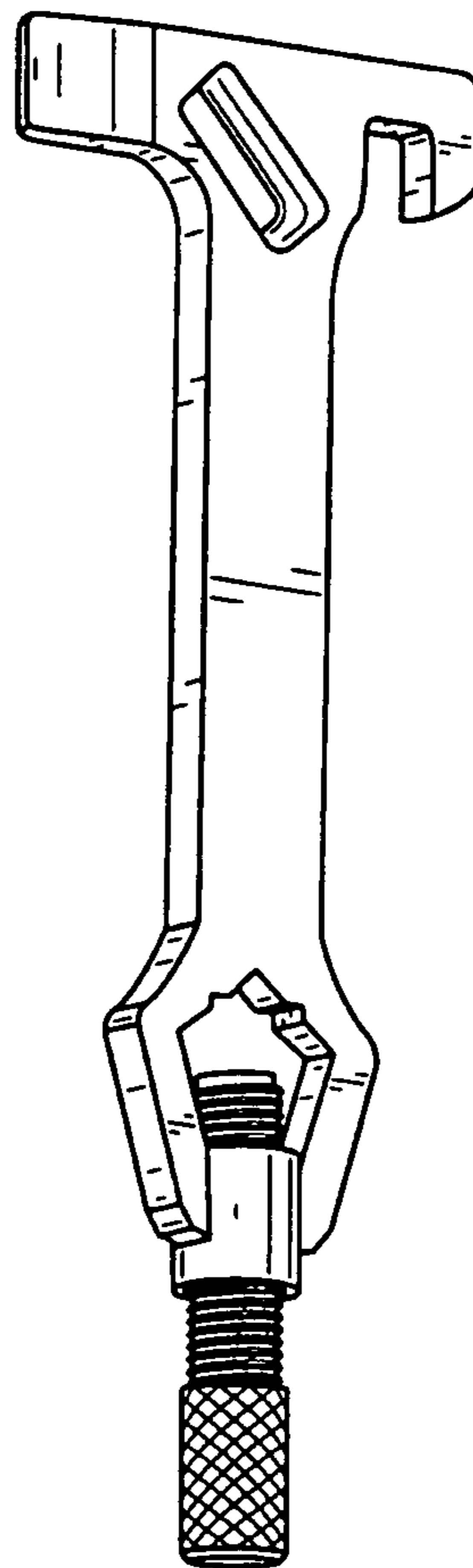
FIG. 2 is a side elevation view thereof;

FIG. 3 is a rear elevation view thereof;

FIG. 4 is a top elevation view thereof; and,

FIG. 5 is a bottom elevation view thereof.

1 Claim, 2 Drawing Sheets



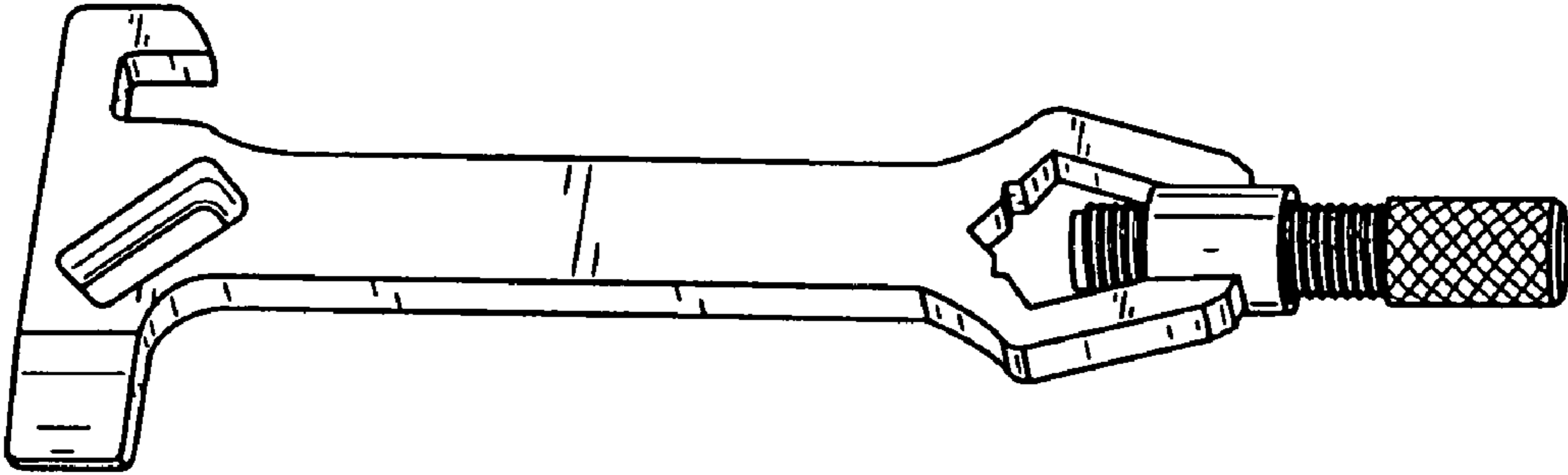


FIG. 1

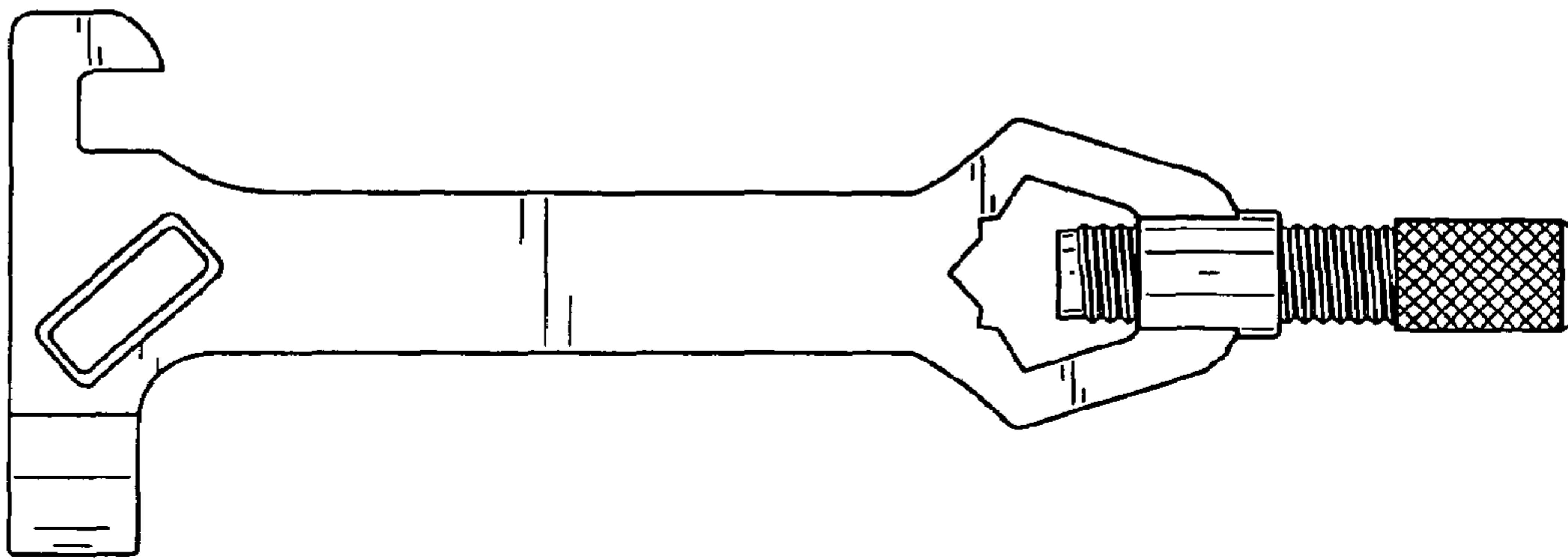


FIG. 2

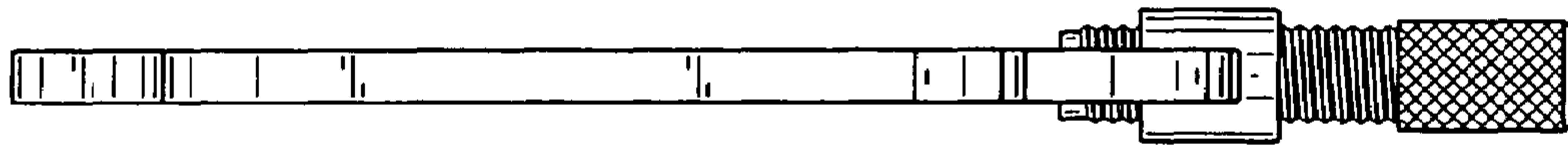


FIG. 3

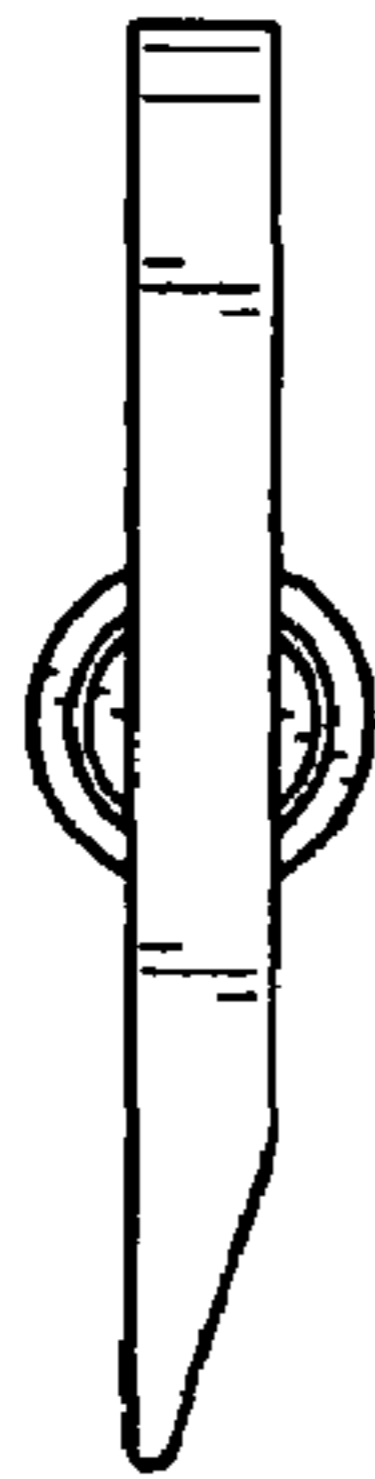


FIG. 4

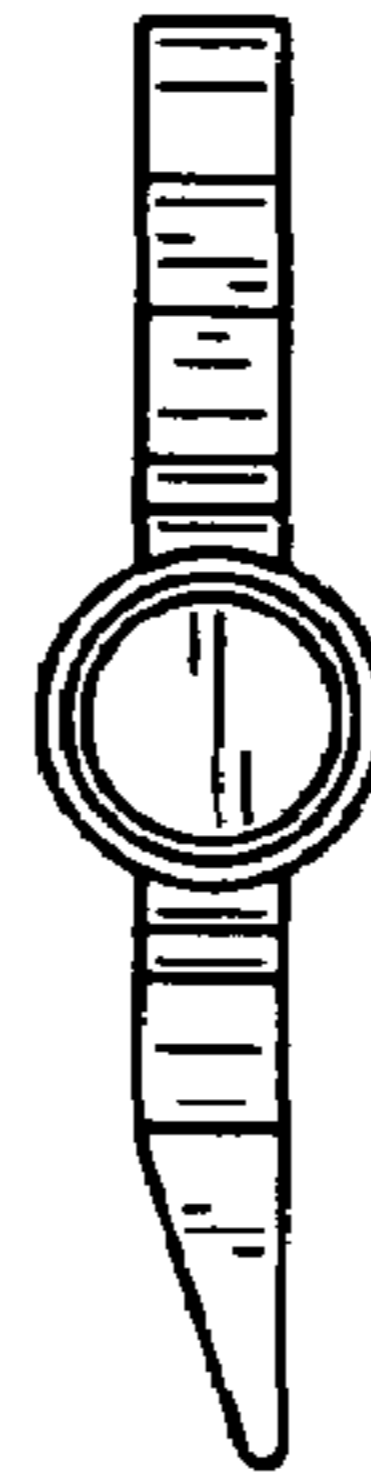


FIG. 5