

US00D566469S

(12) **United States Design Patent**  
**Tien**

(10) **Patent No.:** **US D566,469 S**

(45) **Date of Patent:** **\*\* Apr. 15, 2008**

(54) **VESSEL**

(75) Inventor: **Kuang-Hsia Tien**, Monrovia, CA (US)

(73) Assignee: **Sweda Company, LLC**, Monrovia, CA (US)

(\*\*) Term: **14 Years**

(21) Appl. No.: **29/266,337**

(22) Filed: **Sep. 19, 2006**

(51) **LOC (8) Cl.** ..... **07-01**

(52) **U.S. Cl.** ..... **D7/510; D7/509**

(58) **Field of Classification Search** ..... D7/392.1,  
D7/500, 509-511, 523, 533-536, 538, 526,  
D7/527; D9/531, 764, 600, 738, 743, 752,  
D9/702, 711, 719, 540; 206/520; 215/200,  
215/DIG. 7; 220/592.16, 592.17, 703, 710.5,  
220/711

See application file for complete search history.

(56) **References Cited**

**U.S. PATENT DOCUMENTS**

- D22,001 S \* 11/1892 Proeger ..... D7/530
- D99,407 S \* 4/1936 McManus ..... D9/764
- D217,094 S \* 4/1970 Gallagher ..... D7/531
- D255,339 S \* 6/1980 Christian ..... D11/152
- D409,446 S \* 5/1999 St. John et al. .... D7/536
- D431,969 S \* 10/2000 Hurlbut ..... D7/608

- D480,917 S \* 10/2003 Holsinger et al. .... D7/533
- D486,997 S \* 2/2004 Janky ..... D7/531
- D491,022 S \* 6/2004 Bodum ..... D7/536
- D493,668 S \* 8/2004 Hsu ..... D7/531
- D494,022 S \* 8/2004 Bodum ..... D7/608
- D494,418 S \* 8/2004 Bodum ..... D7/533
- D507,152 S \* 7/2005 Trombly ..... D7/536
- D507,723 S \* 7/2005 Bodum ..... D7/597
- D513,918 S \* 1/2006 Bodum ..... D7/318

\* cited by examiner

*Primary Examiner*—Philip S. Hyder

*Assistant Examiner*—Cynthia Underwood

(74) *Attorney, Agent, or Firm*—Clement Cheng

(57) **CLAIM**

The ornamental design for a vessel, as shown and described.

**DESCRIPTION**

FIG. 1 is a perspective view of the vessel,

FIG. 2 is a front perspective view,

FIG. 3 is a right side perspective view,

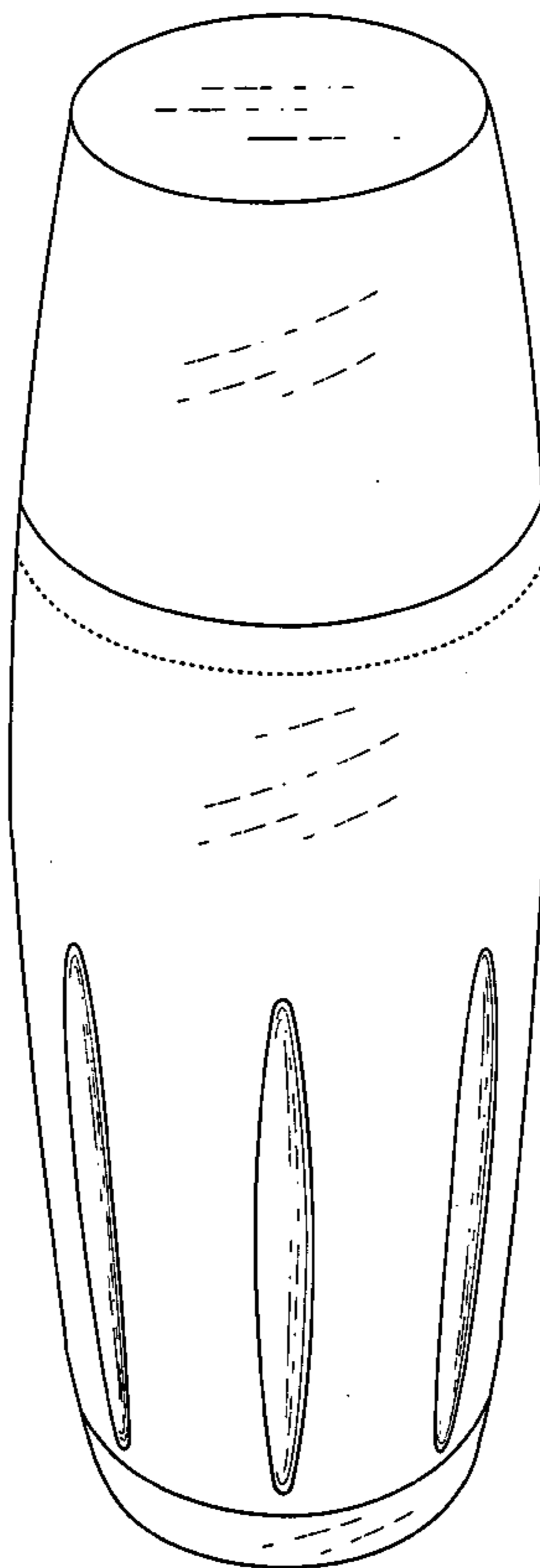
FIG. 4 is a left side perspective view,

FIG. 5 is a back side perspective view,

FIG. 6 is a top view; and,

FIG. 7 is a bottom view showing.

**1 Claim, 6 Drawing Sheets**



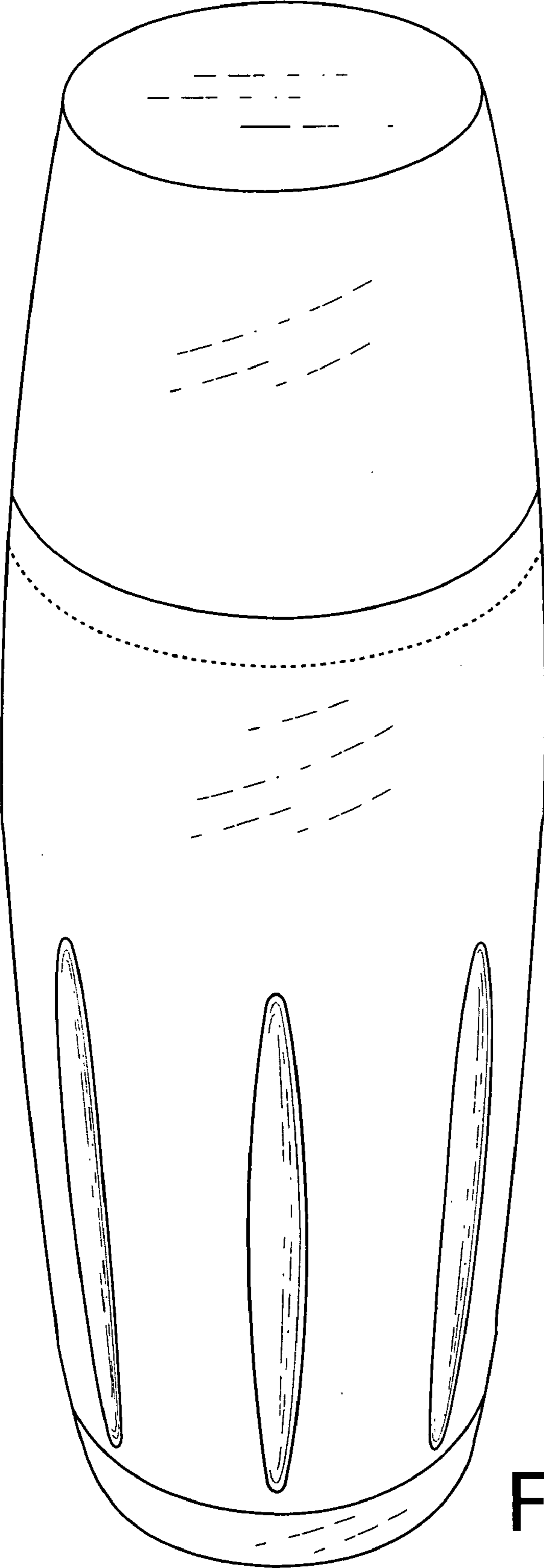


Fig. 1

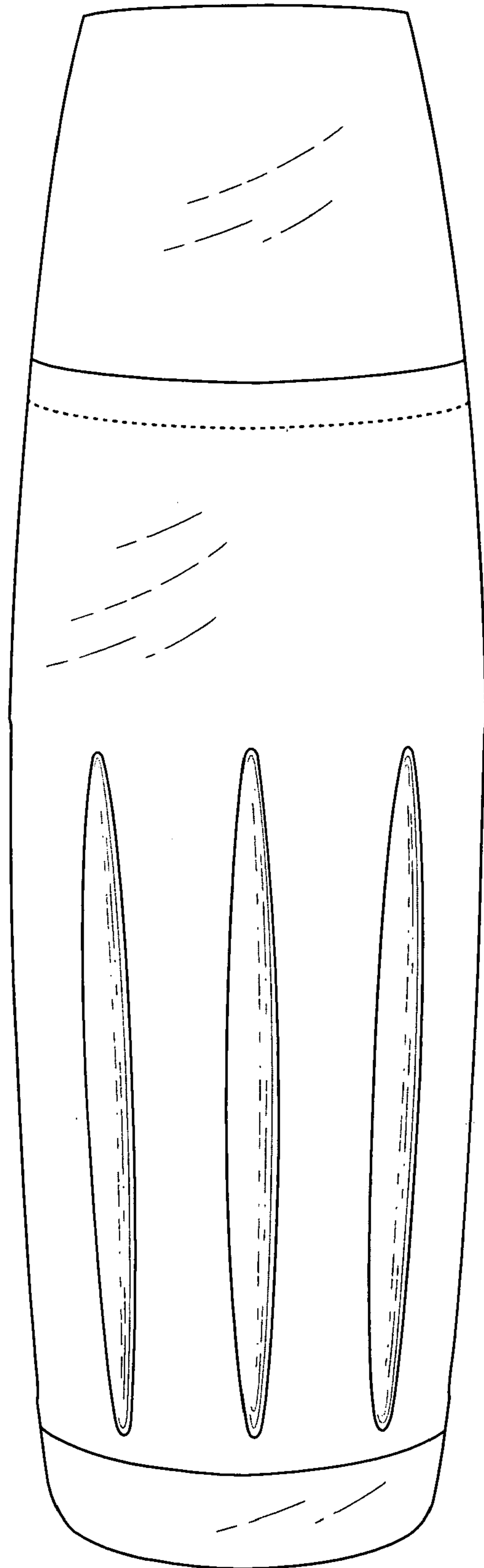


Fig. 2

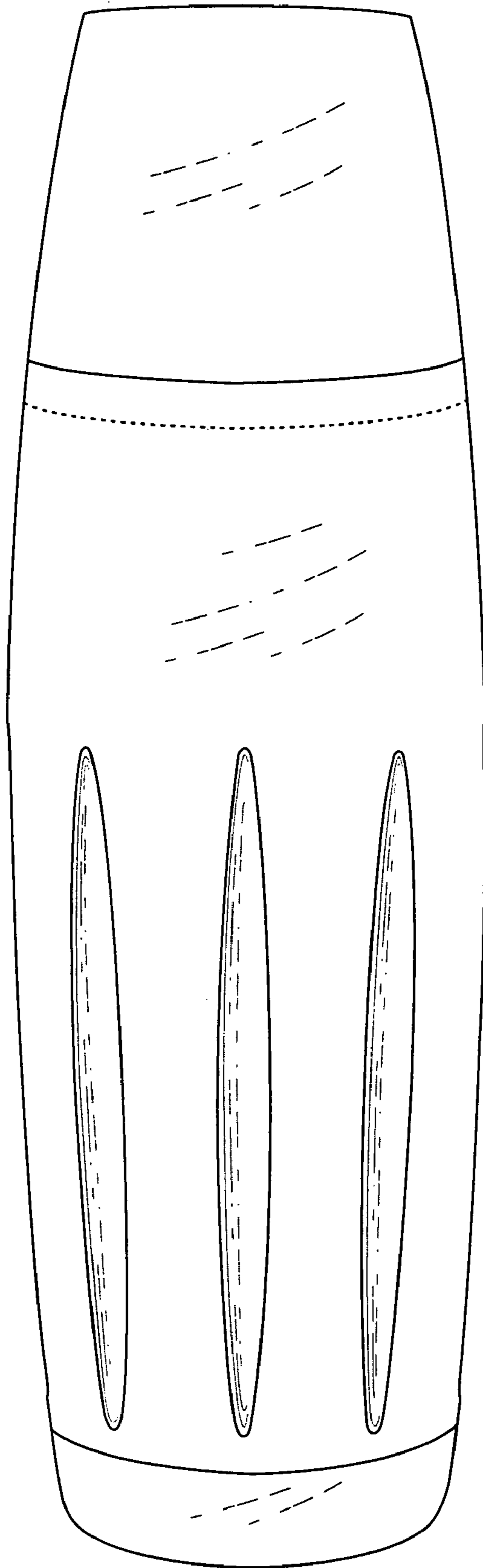


Fig. 3

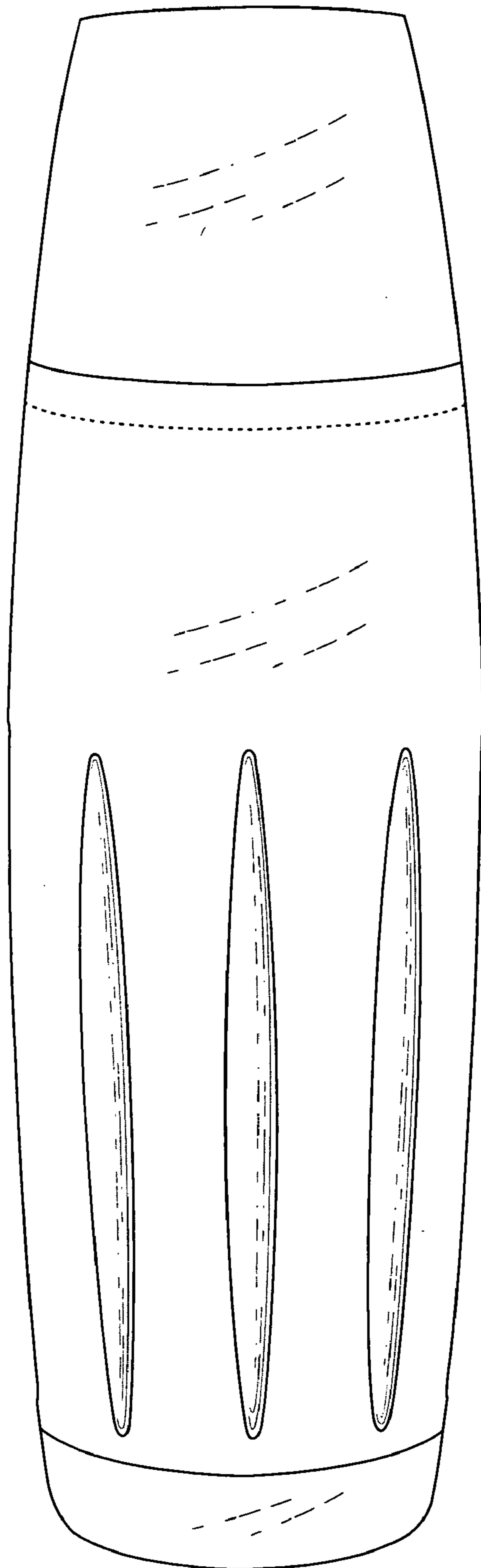


Fig. 4

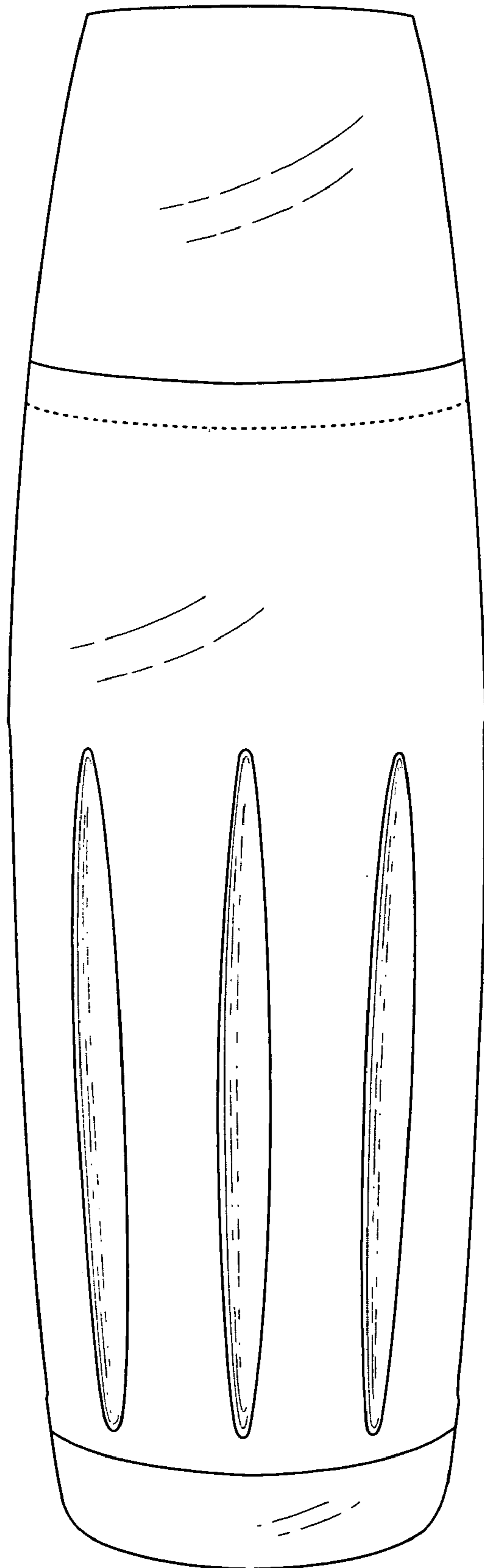


Fig. 5

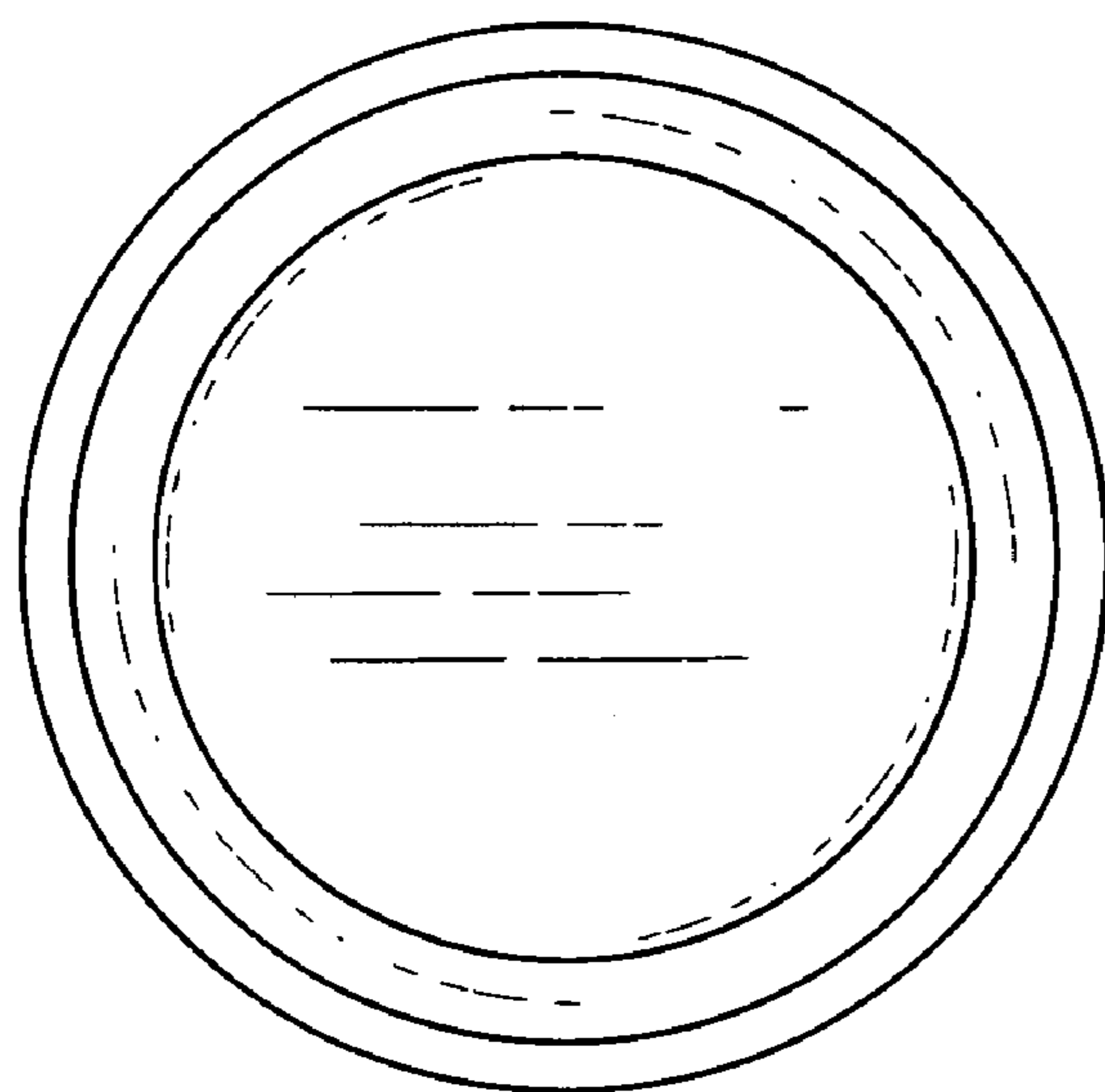


Fig. 6

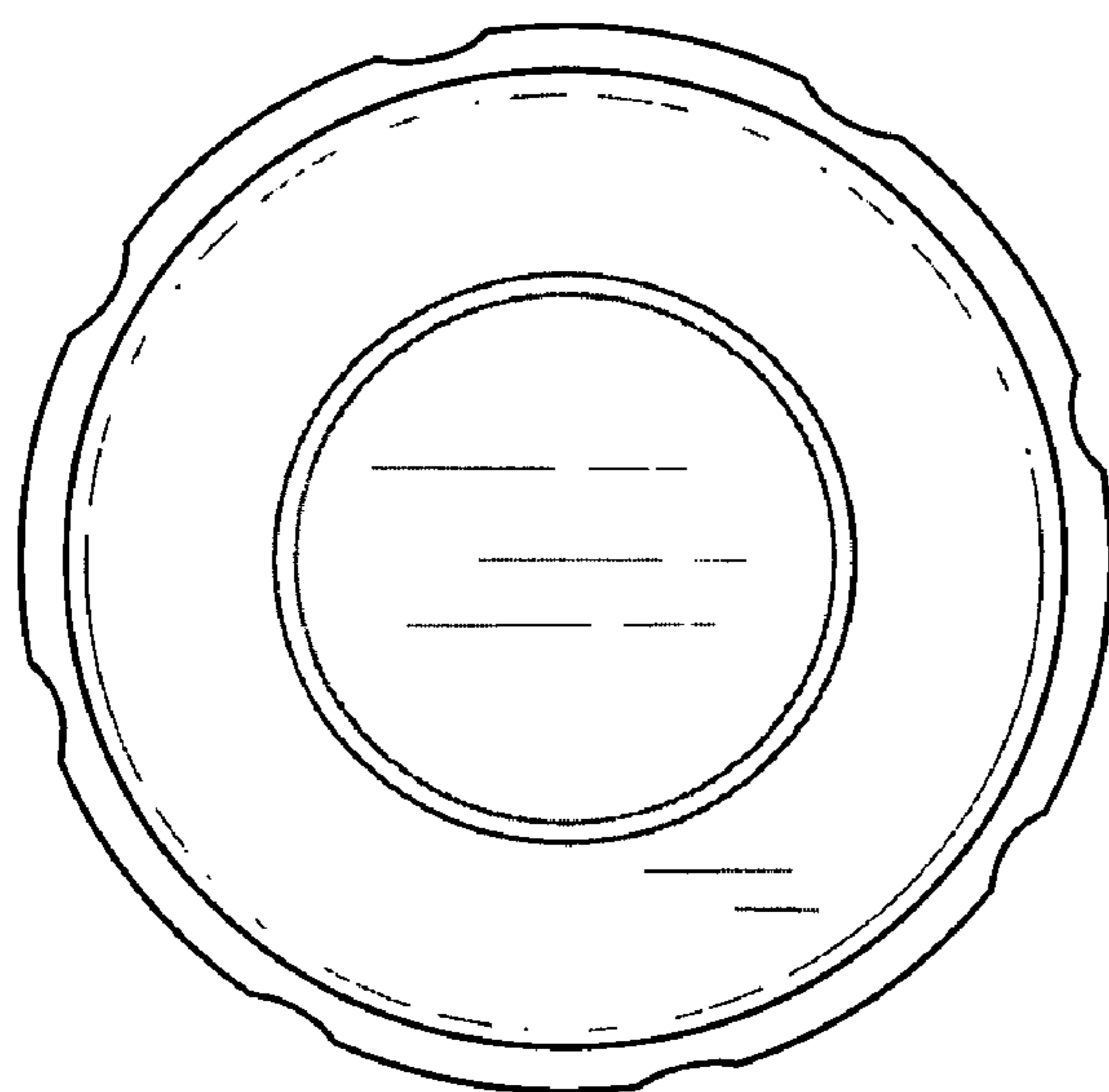


Fig. 7