



US00D566466S

(12) **United States Design Patent**
Aronson, II et al.

(10) **Patent No.:** **US D566,466 S**
(45) **Date of Patent:** **** Apr. 15, 2008**

(54) **MULTI-PURPOSE LIGHTER**

(75) Inventors: **Louis V. Aronson, II**, Oldwick, NJ
(US); **Adam Grabicki**, Parsippany, NJ
(US)

(73) Assignee: **Ronson Corporation**, Woodbridge, NJ
(US)

(**) Term: **14 Years**

(21) Appl. No.: **29/273,900**

(22) Filed: **Mar. 15, 2007**

(51) **LOC (8) Cl.** **07-99**

(52) **U.S. Cl.** **D7/416**

(58) **Field of Classification Search** D7/416,
D7/417; D27/141, 147, 152-156, 160, 181;
126/25 B, 229, 401; 431/153, 255, 256,
431/266, 310, 344, 345

See application file for complete search history.

(56) **References Cited**

U.S. PATENT DOCUMENTS

D327,813 S	7/1992	Shike et al.	
5,199,865 A *	4/1993	Liang	431/255
D379,415 S	5/1997	Mindle	
D382,441 S *	8/1997	Ferrara, Jr.	D7/416
D389,699 S *	1/1998	Hsu	D7/416
D390,750 S	2/1998	Sung	
D403,206 S	12/1998	Hsu et al.	
D406,010 S	2/1999	Tubby et al.	
5,865,614 A	2/1999	Hsu et al.	
D410,363 S	6/1999	Tubby et al.	
D410,819 S	6/1999	Hsu et al.	
5,934,289 A	8/1999	Watkins et al.	
D424,373 S	5/2000	Aronson, II	
D429,445 S *	8/2000	Sung	D7/416
D435,397 S *	12/2000	Sung	D7/416
6,213,759 B1 *	4/2001	Sung	431/153
6,244,858 B1 *	6/2001	Wang	431/153

D466,370 S *	12/2002	Kim	D7/416
D473,103 S *	4/2003	Sung	D7/416
D480,266 S *	10/2003	Kim	D7/416
6,722,877 B2 *	4/2004	Wang et al.	431/153
D491,766 S *	6/2004	Hsu	D7/416
D494,415 S *	8/2004	Sung et al.	D7/416
D494,416 S *	8/2004	Sung et al.	D7/416
6,840,759 B2 *	1/2005	Aronson et al.	431/153
6,887,072 B2 *	5/2005	Judeng	431/153
7,001,175 B2 *	2/2006	Yang	431/153
D538,968 S *	3/2007	Lin	D27/147
2001/0041315 A1 *	11/2001	Sung	431/153
2003/0124476 A1 *	7/2003	Chung Yang	431/153
2007/0009843 A1 *	1/2007	Di Paolo	431/153

* cited by examiner

Primary Examiner—T. Chase Nelson

Assistant Examiner—Karen Acker

(74) *Attorney, Agent, or Firm*—Lerner, David, Littenberg,
Krumholz & Mentlik, LLP

(57) **CLAIM**

The ornamental design for a multi-purpose lighter, as shown and described.

DESCRIPTION

FIG. 1 is a perspective view of a multi-purpose lighter showing our new design;

FIG. 2 is a left side elevational view;

FIG. 3 is a right side elevational view;

FIG. 4 is a top plan view;

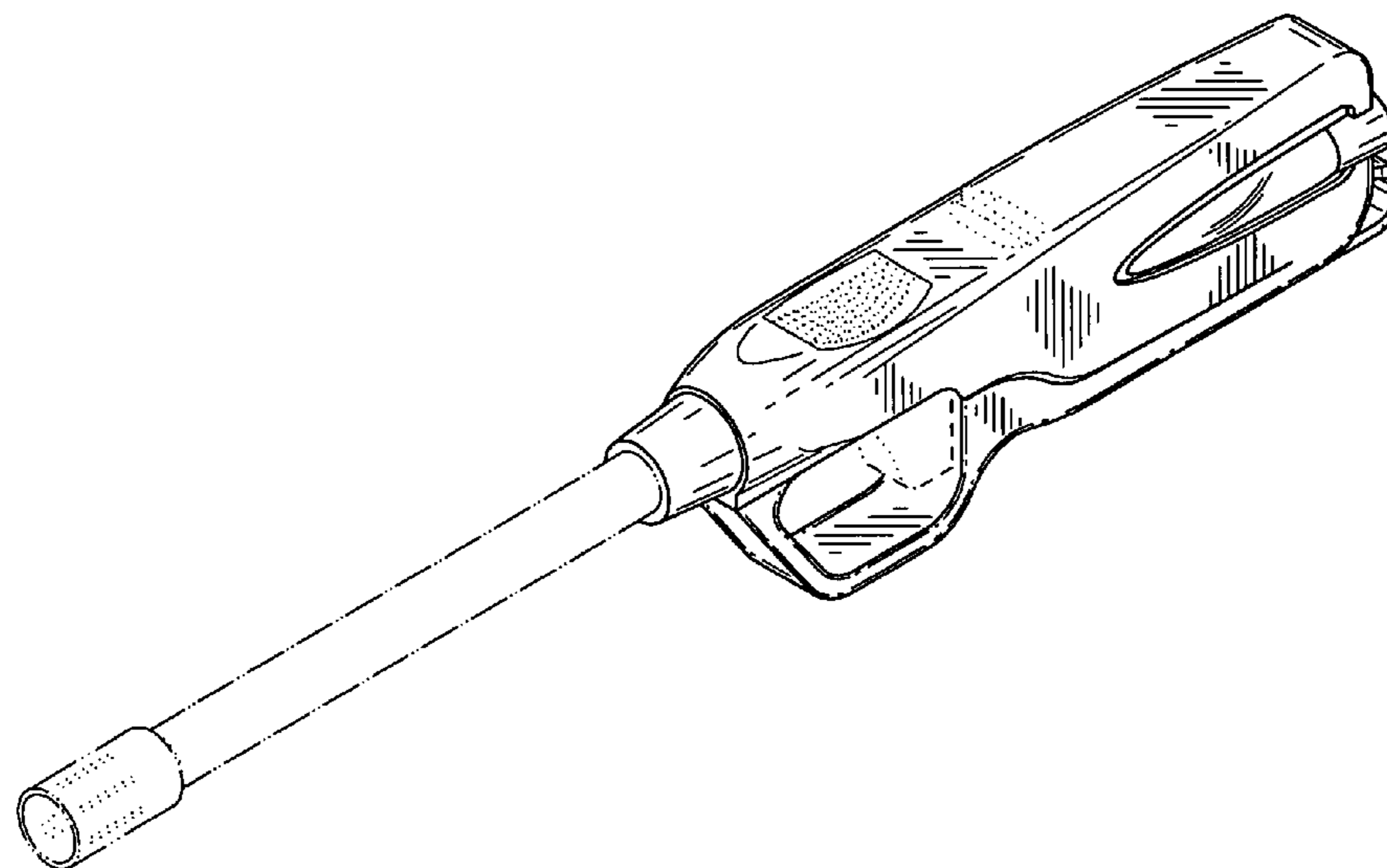
FIG. 5 is a bottom plan view;

FIG. 6 is a rear elevational view; and,

FIG. 7 is a front elevational view.

The broken lines showing portions of the multi-purpose lighter shown in the drawings are for illustrative purposes only and form no part of the claimed design.

1 Claim, 2 Drawing Sheets



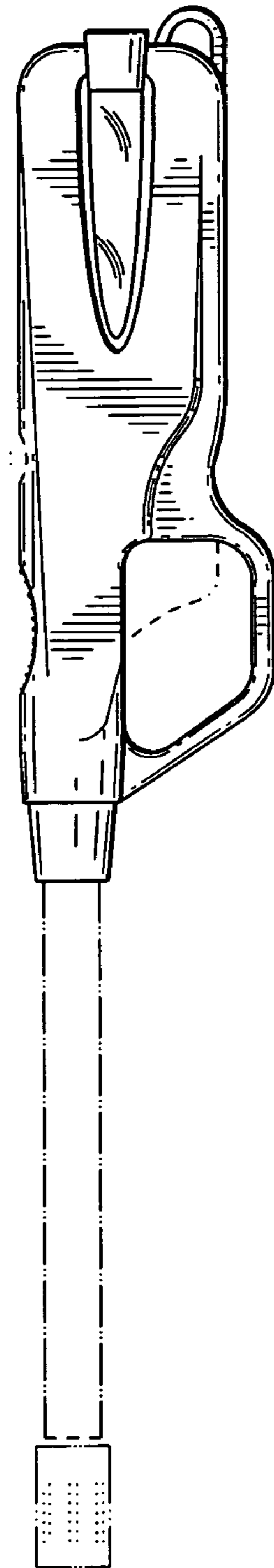
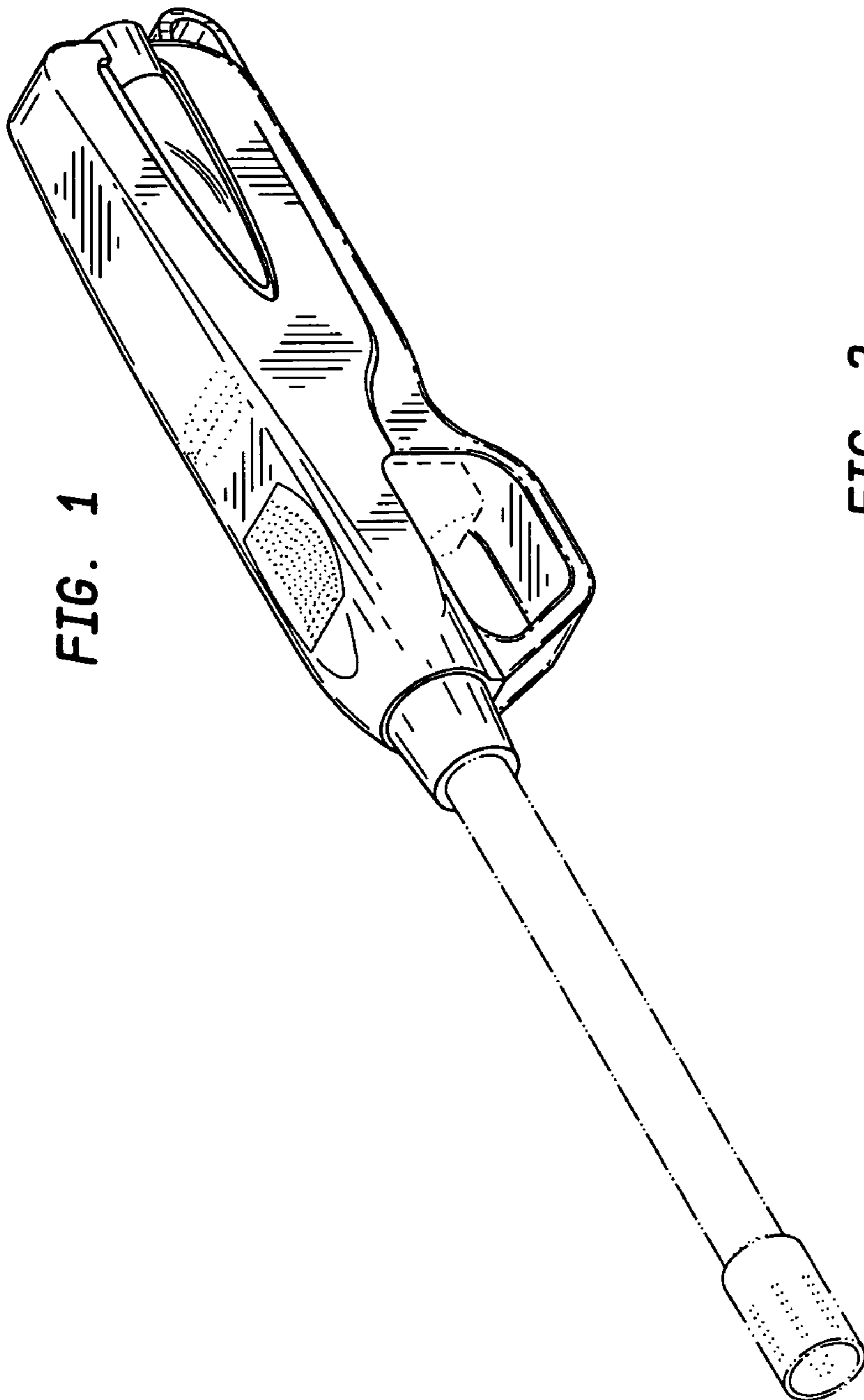


FIG. 6

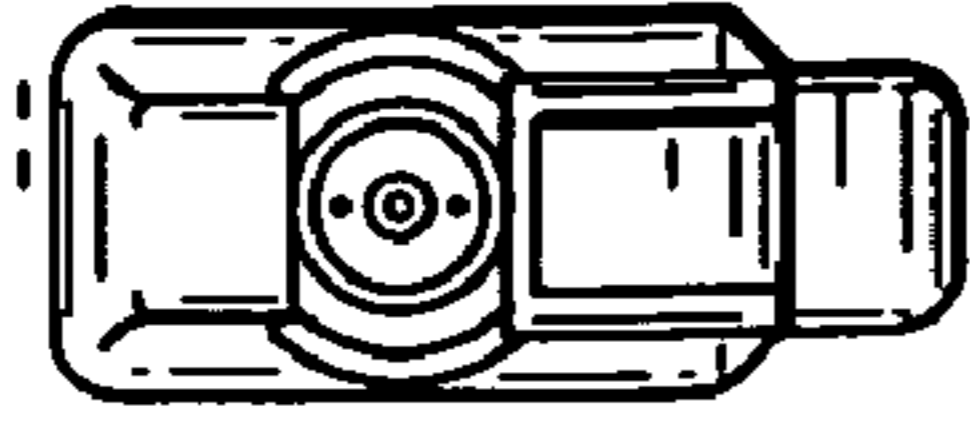


FIG. 7



FIG. 3

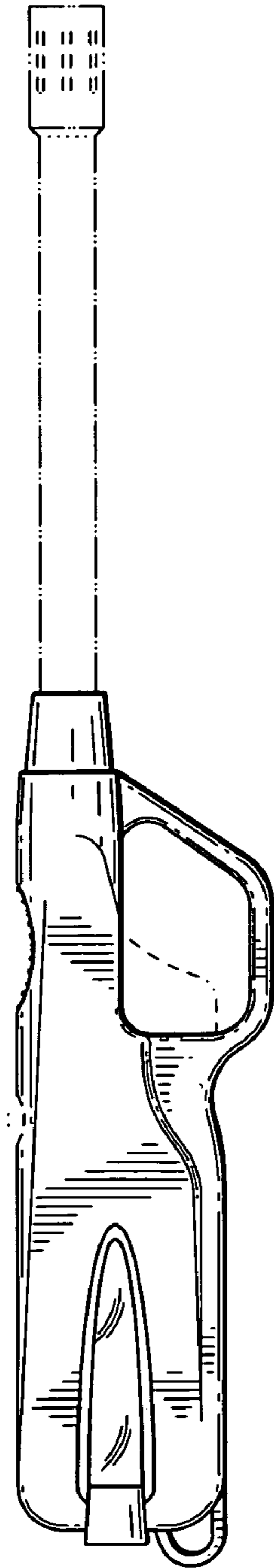


FIG. 4

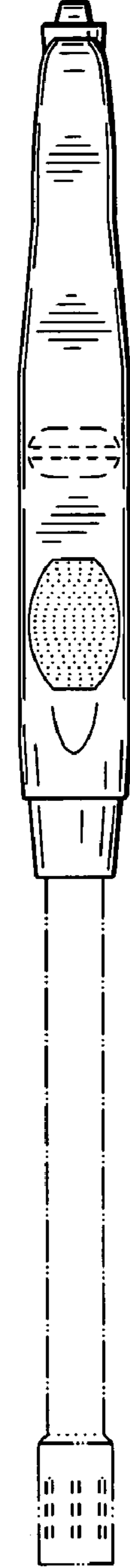


FIG. 5

