

US00D566465S

(12) **United States Design Patent**  
**Crookshanks**

(10) **Patent No.:** **US D566,465 S**

(45) **Date of Patent:** **\*\* Apr. 15, 2008**

(54) **PORTION OF AN APPLIANCE**

(75) **Inventor:** **Kent Allen Stephen Crookshanks,**  
Anderson, SC (US)

(73) **Assignee:** **Electrolux Home Products, Inc.,**  
Cleveland, OH (US)

(\*\*) **Term:** **14 Years**

(21) **Appl. No.:** **29/297,509**

(22) **Filed:** **Nov. 13, 2007**

(51) **LOC (8) Cl.** ..... **07-02**

(52) **U.S. Cl.** ..... **D7/405**

(58) **Field of Classification Search** ..... D7/339-341,  
D7/346-349, 402, 405-406; 126/21 A, 21 R,  
126/273 A, 39 B; 219/391-394; D32/1-3,  
D32/5-6, 8, 25, 28, 30; D15/81, 91; 134/58 DC,  
134/113, 135, 201-200; 312/32, 108-109  
See application file for complete search history.

(56) **References Cited**

**U.S. PATENT DOCUMENTS**

- D377,853 S \* 2/1997 Sparks ..... D32/3
- D379,734 S \* 6/1997 Baldwin ..... D7/405
- D399,390 S \* 10/1998 Baldwin ..... D7/405
- D424,862 S \* 5/2000 Holbrook ..... D7/349
- D429,954 S \* 8/2000 Orzel et al. .... D7/405
- D516,862 S \* 3/2006 Gutzke et al. .... D7/405
- D530,979 S \* 10/2006 Huxhold et al. .... D7/405

- D534,035 S \* 12/2006 Huxhold et al. .... D7/405
- D536,208 S \* 2/2007 Ostlund et al. .... D7/340
- D536,576 S \* 2/2007 Logan et al. .... D7/405
- D538,105 S \* 3/2007 Huxhold et al. .... D7/405
- D539,994 S \* 4/2007 Pezzetta et al. .... D32/3
- D558,409 S \* 12/2007 Pezzetta et al. .... D32/3

\* cited by examiner

*Primary Examiner*—Robert A. Delehanty

*Assistant Examiner*—Mark Cavanna

(74) *Attorney, Agent, or Firm*—Banner & Witcoff, Ltd.

(57) **CLAIM**

The ornamental design for a portion of an appliance, as shown and described.

**DESCRIPTION**

FIG. 1 is a front perspective view of a portion of an appliance showing my new design;

FIG. 2 is a front view thereof;

FIG. 3 is a right side view thereof;

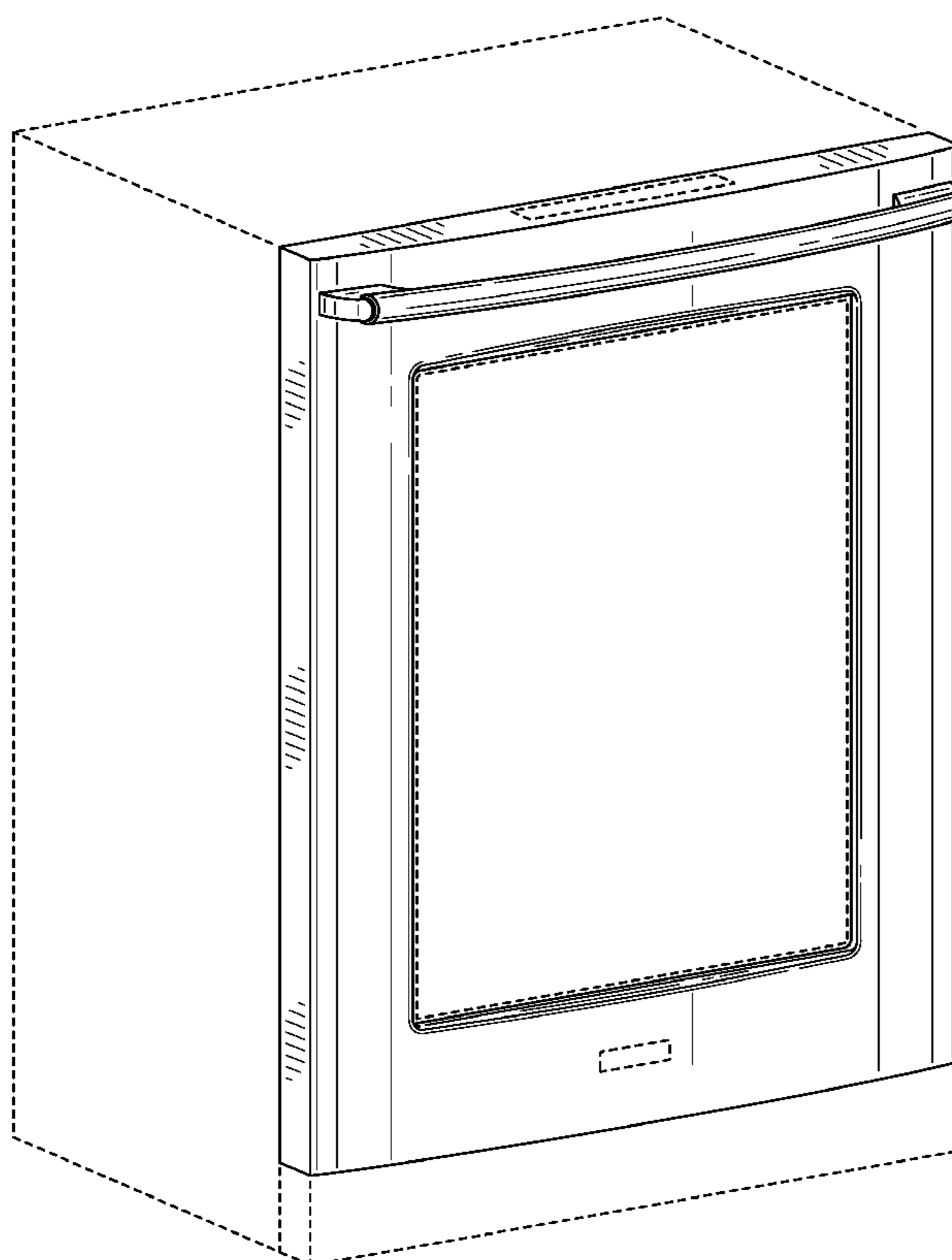
FIG. 4 is a left side view thereof;

FIG. 5 is a top view thereof; and,

FIG. 6 is a bottom view thereof.

The broken line showing of various regions, including the unshaded areas therein, is for illustrative purposes and forms no part of the claimed design.

**1 Claim, 5 Drawing Sheets**



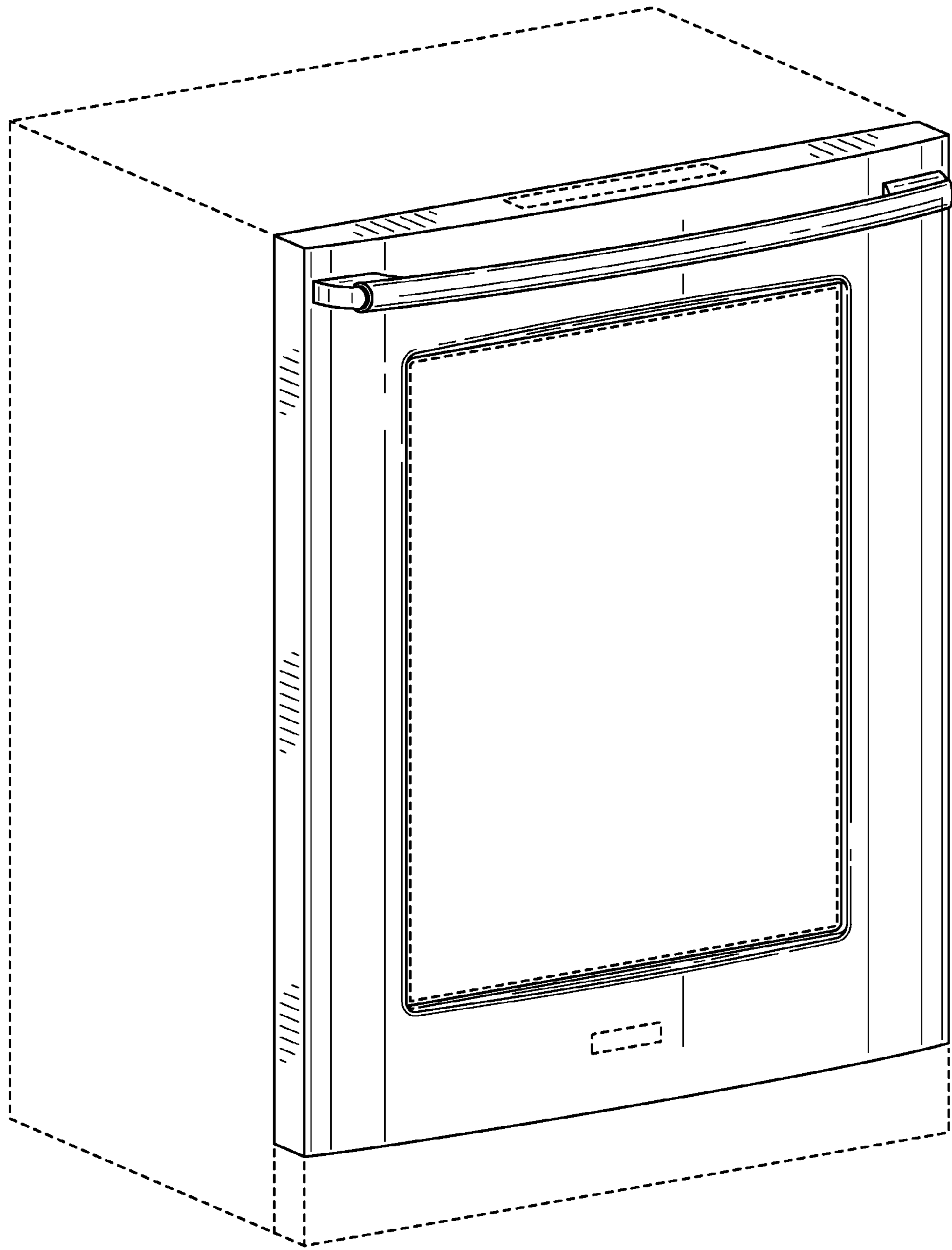


FIG. 1

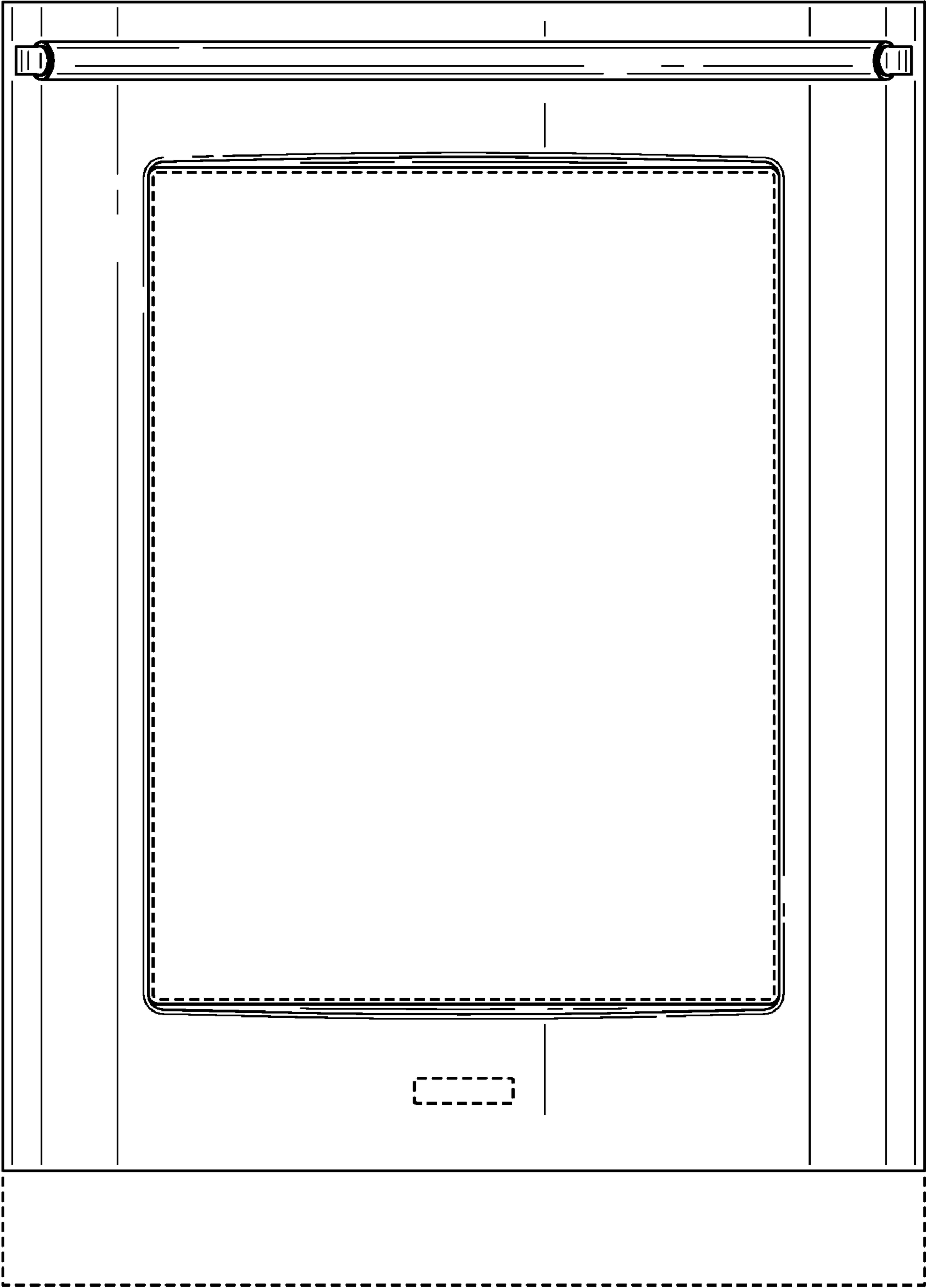


FIG. 2

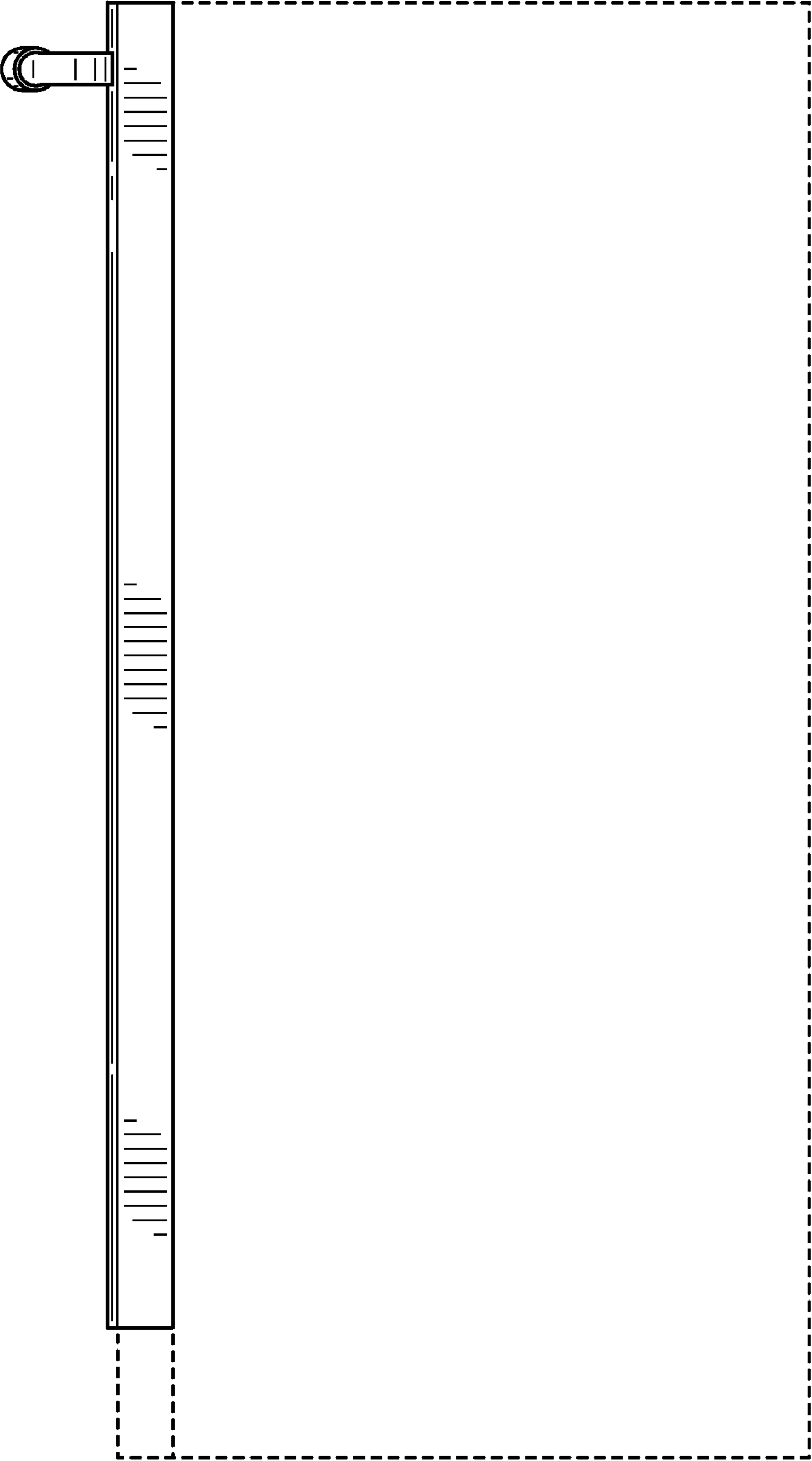


FIG. 3

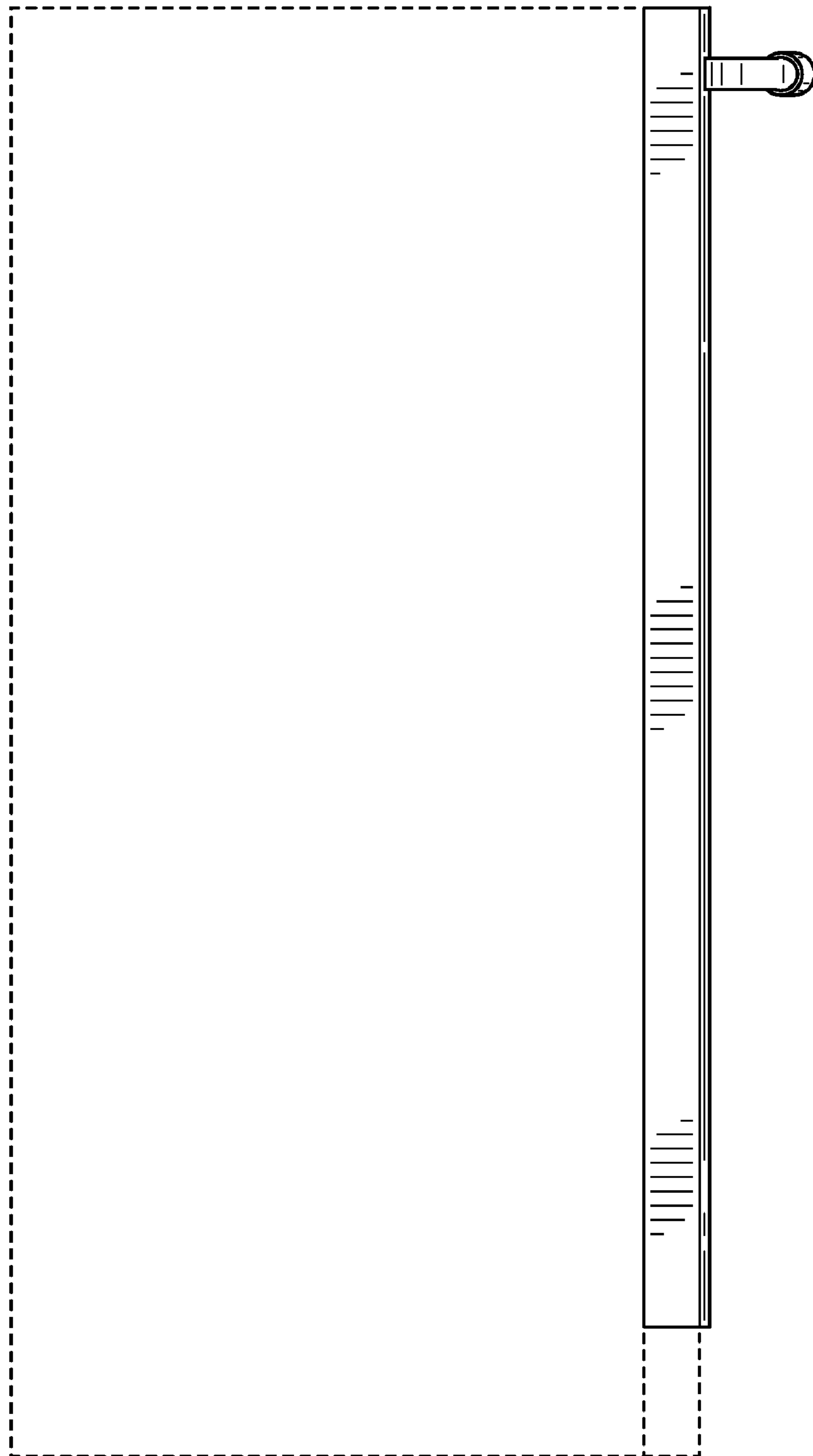


FIG. 4

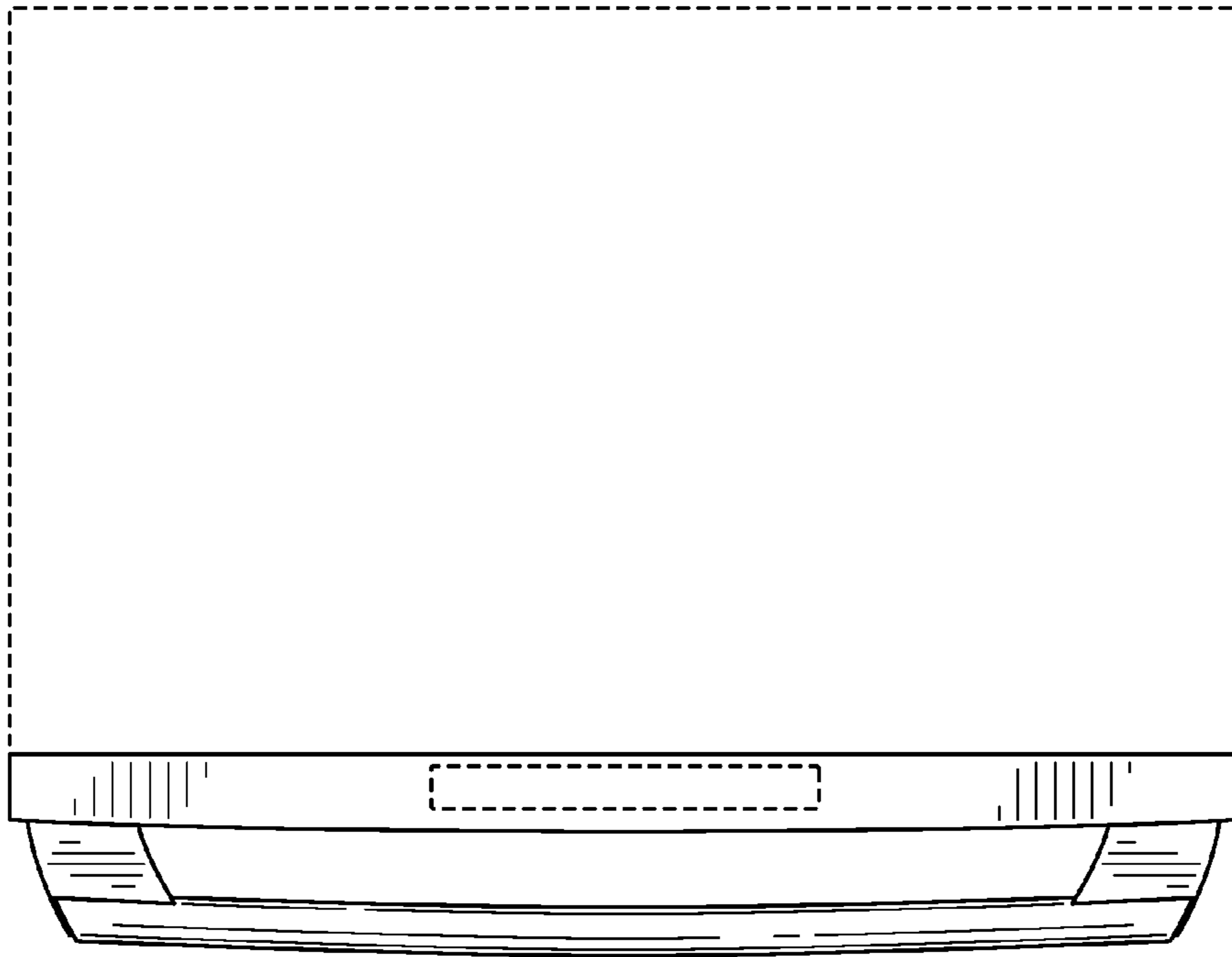


FIG. 5




FIG. 6