



US00D566449S

(12) **United States Design Patent**
Prata dos Santos

(10) **Patent No.:** **US D566,449 S**

(45) **Date of Patent:** **** *Apr. 15, 2008**

(54) **COMPACT DISC HOLDER**

(76) Inventor: **João Miguel Cardoso Prata dos Santos**, Rua Rodrigo Da Fonseca, No. 101, 2nd Floor Right, Lisbon 1250-190 Lisbon (PT)

(*) Notice: This patent is subject to a terminal disclaimer.

(**) Term: **14 Years**

(21) Appl. No.: **29/240,777**

(22) Filed: **Oct. 17, 2005**

(30) **Foreign Application Priority Data**

Apr. 18, 2005 (PT) 364

(51) **LOC (8) Cl.** **06-01**

(52) **U.S. Cl.** **D6/629**

(58) **Field of Classification Search** D6/407, D6/626-635; 206/209, 310-313, 751; 211/40, 211/41.1, 41.12, 126.1; D14/435, 436, 299, D14/478, 479, 483, 474, 477, 363, 364-366, D14/368; D9/420; D3/271.12, 219, 328, D3/273, 294, 295, 299, 300, 301, 303; D19/75
See application file for complete search history.

(56) **References Cited**

U.S. PATENT DOCUMENTS

500,955 A *	7/1893	Rusk	206/0.8
D132,201 S *	4/1942	Slough	D6/407
D160,344 S *	10/1950	Shapiro	D6/468
D161,139 S *	12/1950	Shapiro	D6/467
D309,524 S *	7/1990	Egly et al.	D6/629
D322,885 S *	1/1992	Chedid	D6/629
D364,987 S *	12/1995	Chow	D6/629
D404,957 S *	2/1999	Cheris et al.	D6/629
D411,570 S *	6/1999	Hilliard, IV	D19/22
D416,583 S *	11/1999	Eddy et al.	D19/76
D427,835 S *	7/2000	Tisbo	D6/629
D434,591 S *	12/2000	Goodman et al.	D6/629
D440,809 S *	4/2001	Hunt	D6/629

D443,790 S *	6/2001	Bennett	D6/629
D470,354 S *	2/2003	Udommahuntisuk	D6/629
D507,145 S	7/2005	Prata dos Santos		
D507,921 S *	8/2005	Cardoso Prata dos Santos	D6/629
D510,673 S *	10/2005	Prata dos Santos	D6/629
D522,790 S *	6/2006	Hunt et al.	D6/629

* cited by examiner

Primary Examiner—Charles A. Rademaker

Assistant Examiner—Charles D Hanson

(74) *Attorney, Agent, or Firm*—Edwards Angell Palmer & Dodge LLP

(57) **CLAIM**

The ornamental design for a compact disc holder, as shown and described.

DESCRIPTION

FIG. 1 is a perspective view of a compact disc holder showing my new design;

FIG. 2 is a front view thereof;

FIG. 3 is a side view thereof;

FIG. 4 is a top view thereof;

FIG. 5 is a top perspective view thereof;

FIG. 6 is a perspective view of a second embodiment thereof;

FIG. 7 is a front view thereof;

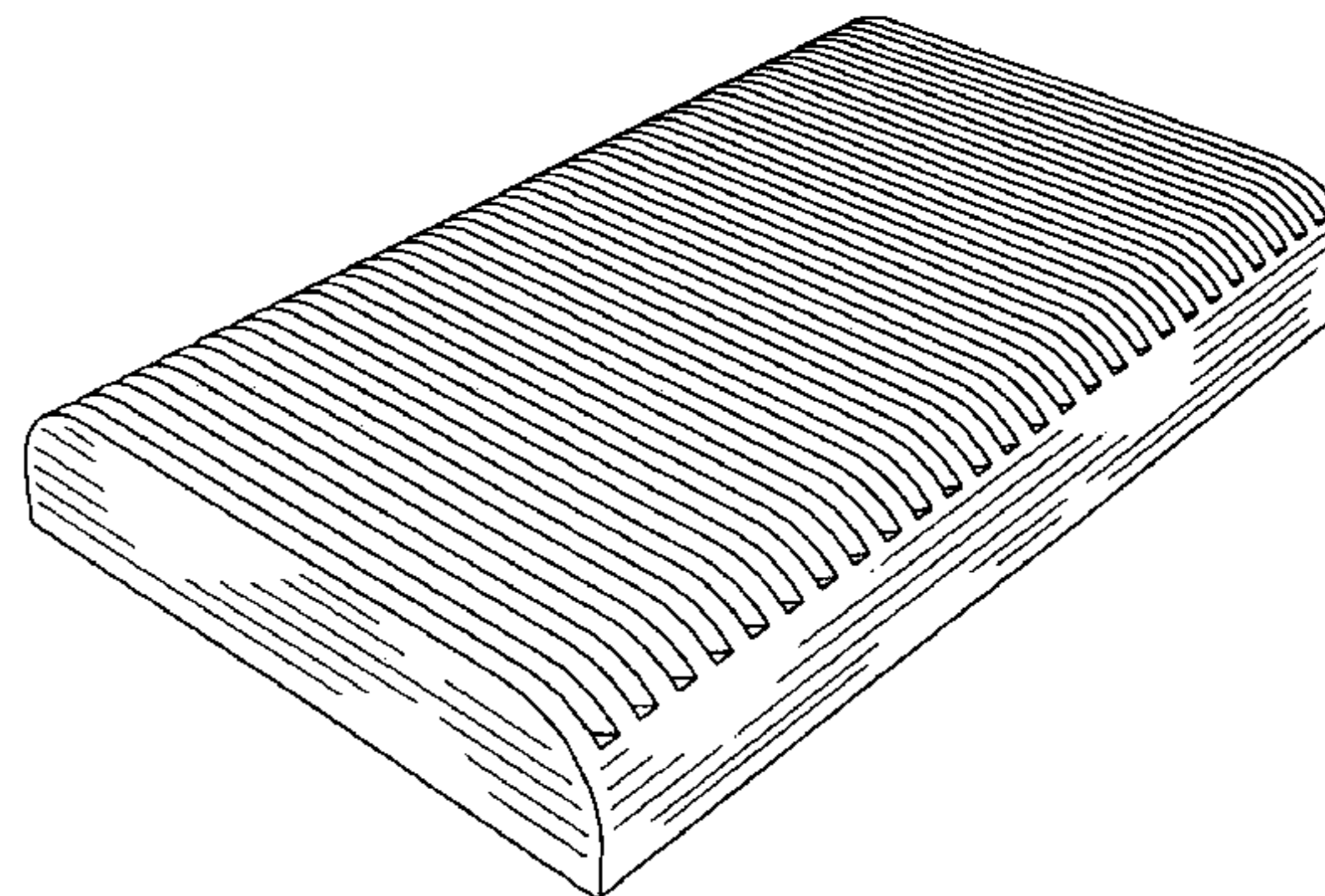
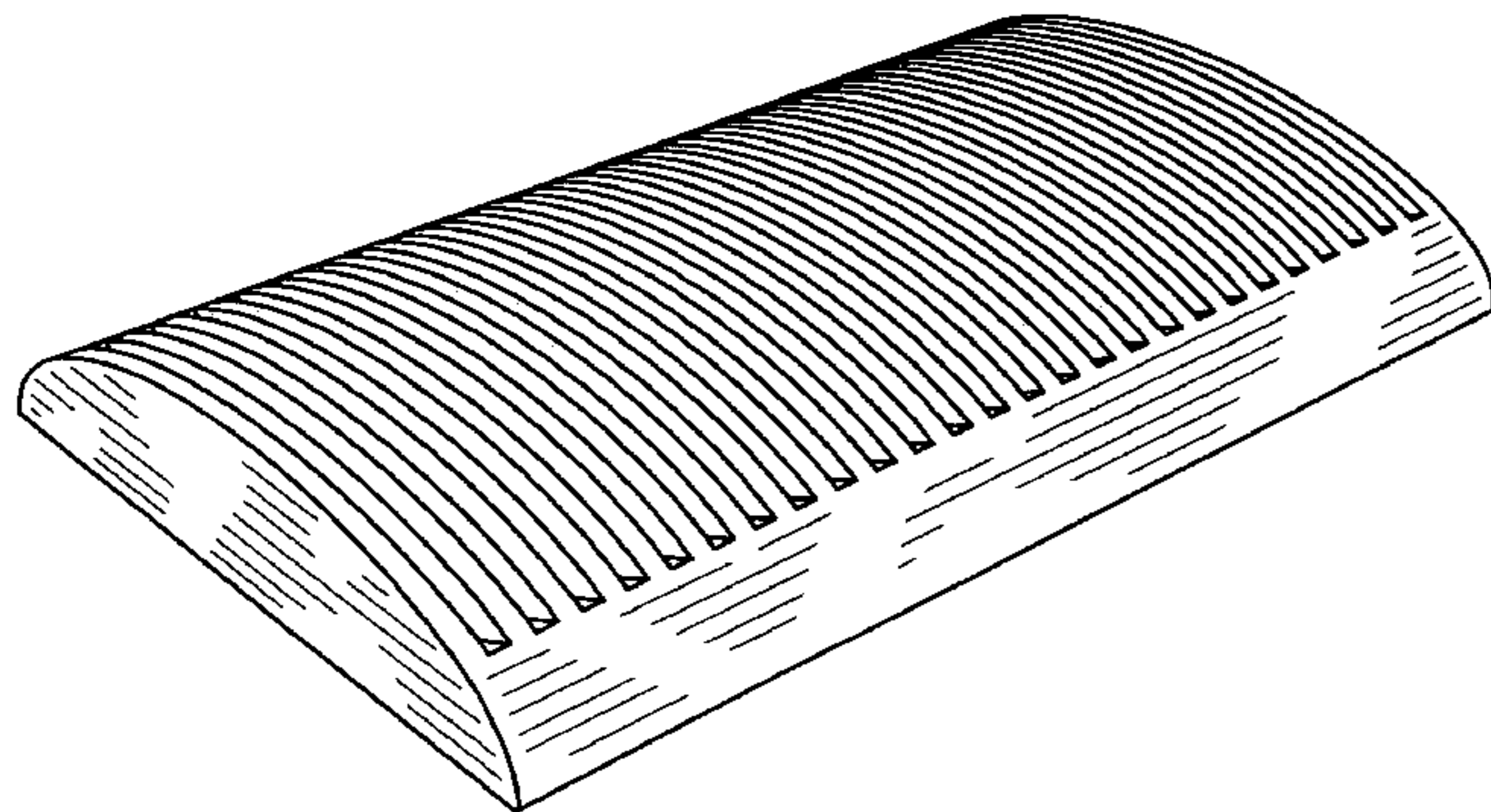
FIG. 8 is a side view thereof;

FIG. 9 is a top view of the thereof; and,

FIG. 10 is a top perspective view thereof.

The bottom of the compact disc holder is not part of the claimed design.

1 Claim, 10 Drawing Sheets



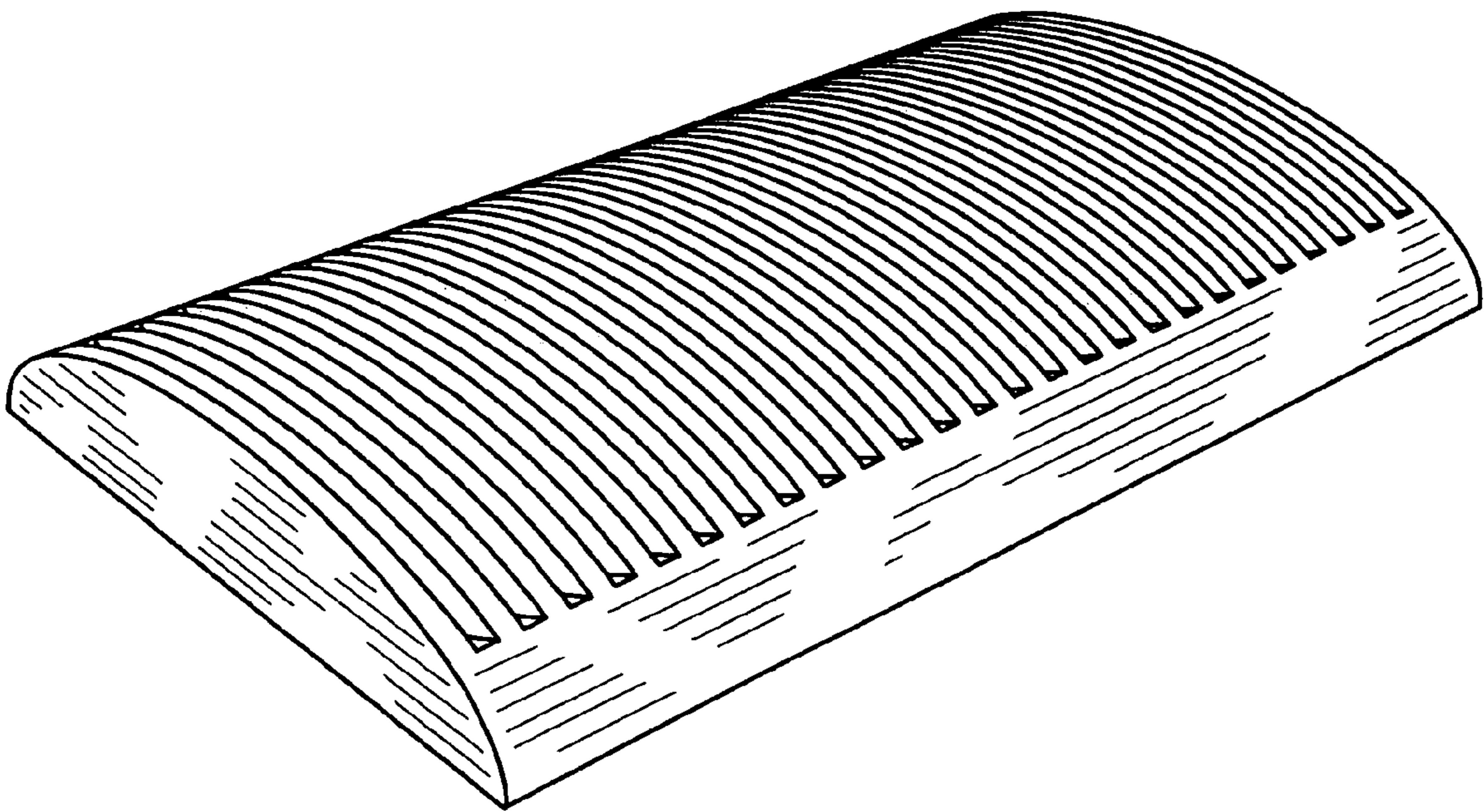


FIG. 1




FIG. 2

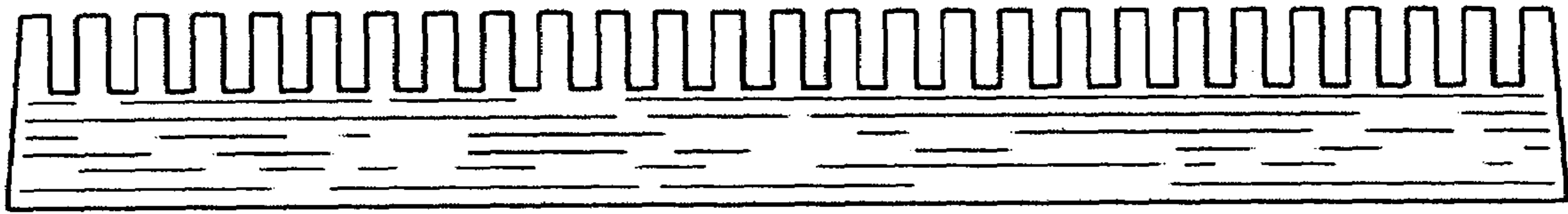


FIG. 3

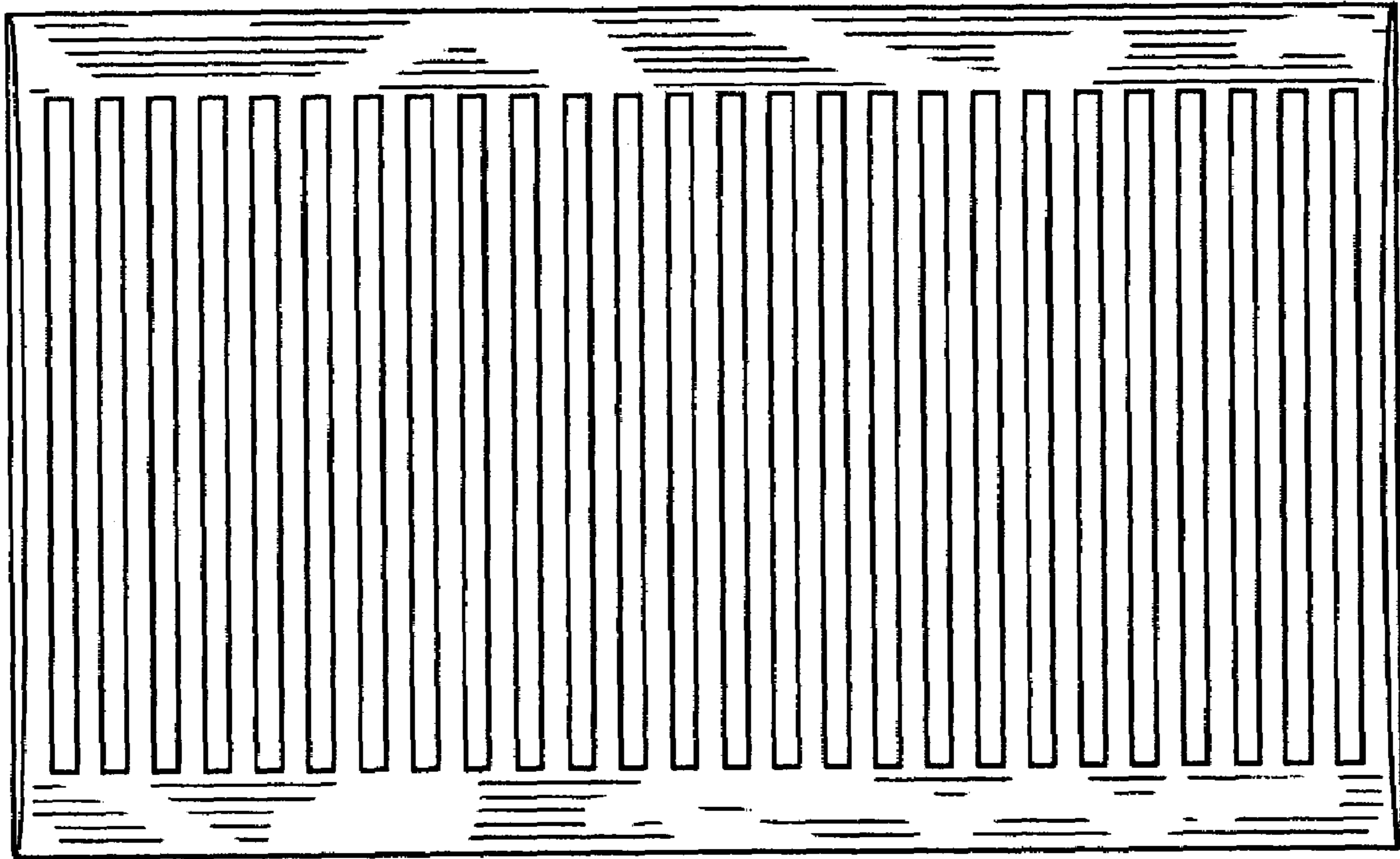


FIG. 4

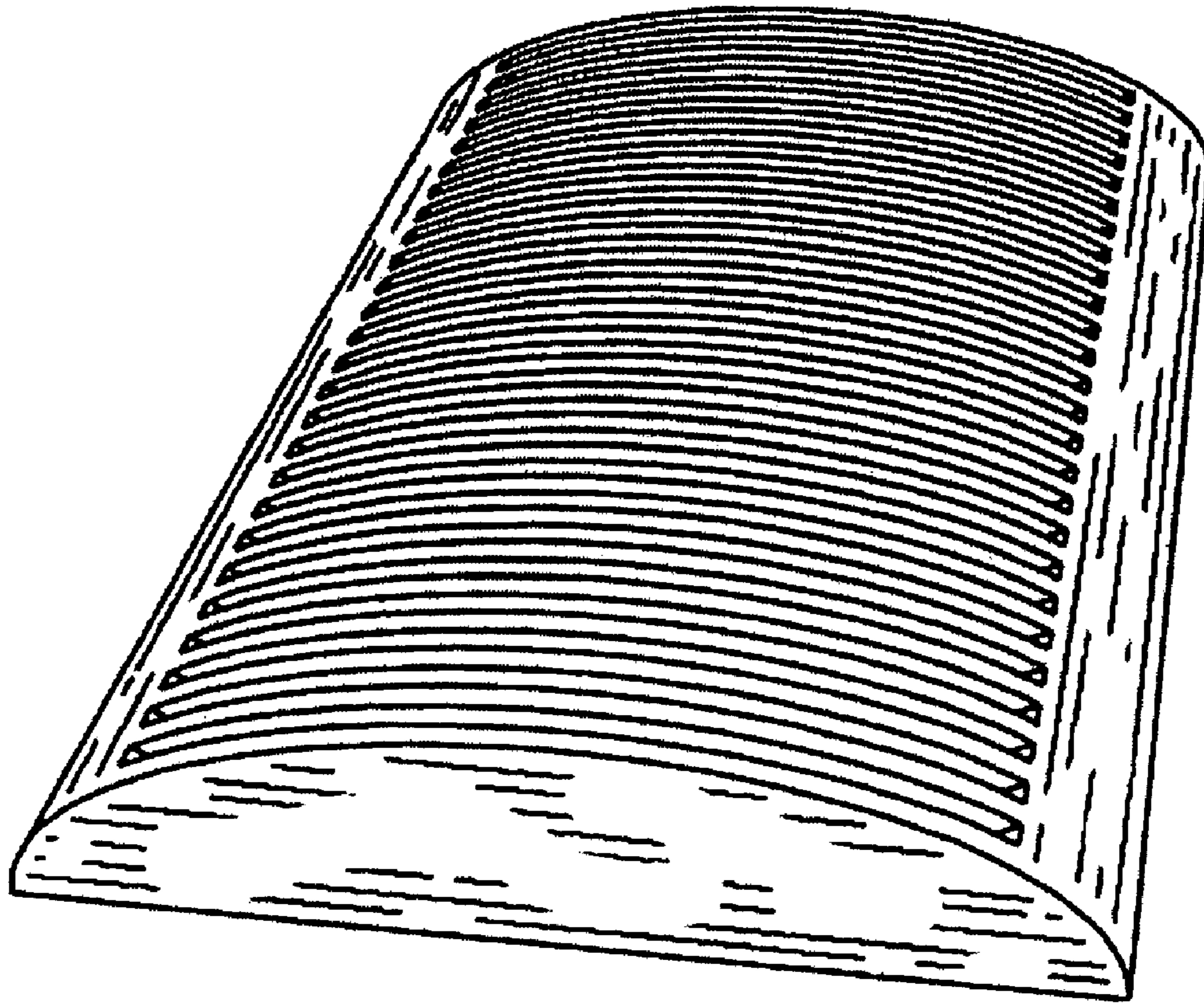


FIG. 5

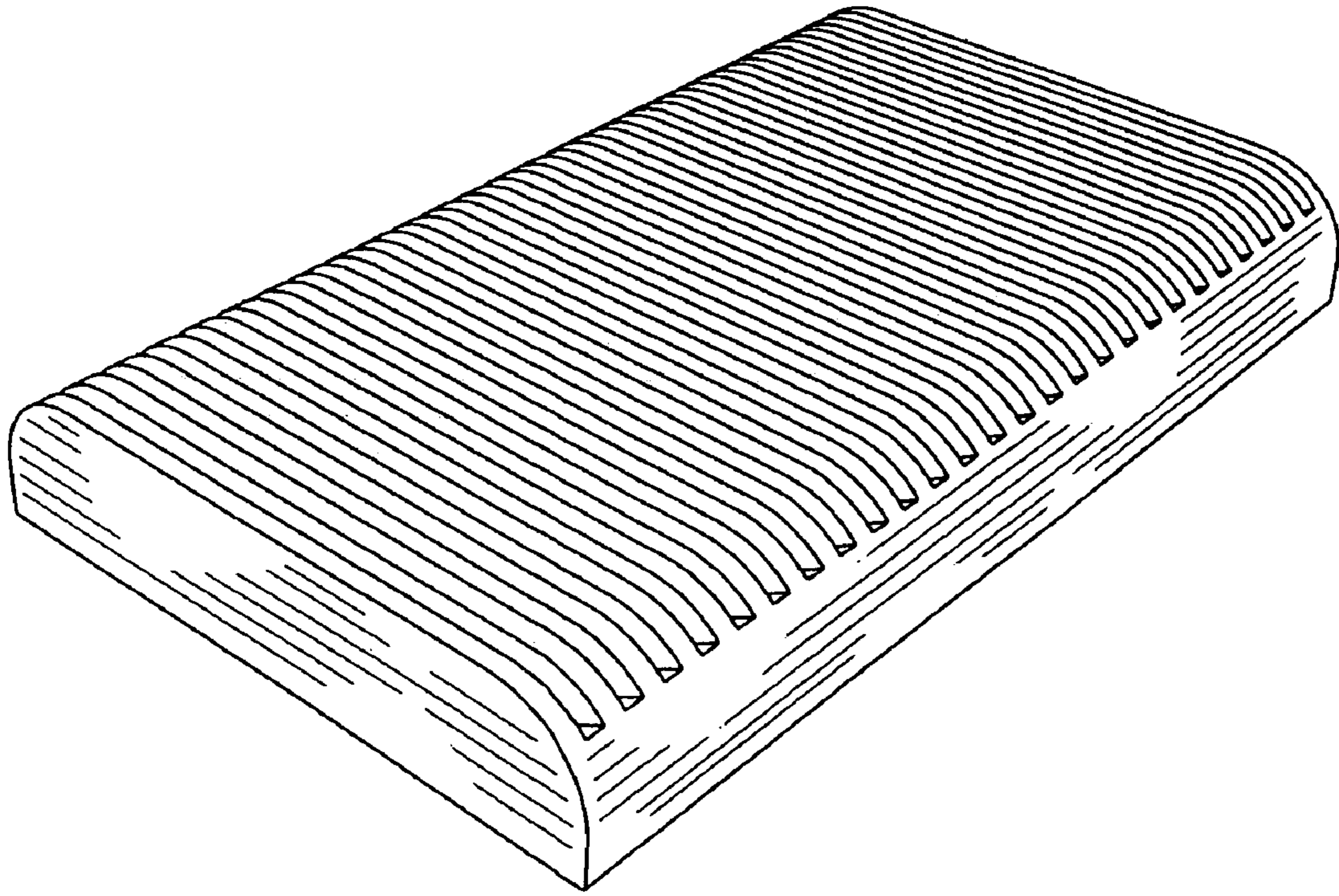


FIG. 6

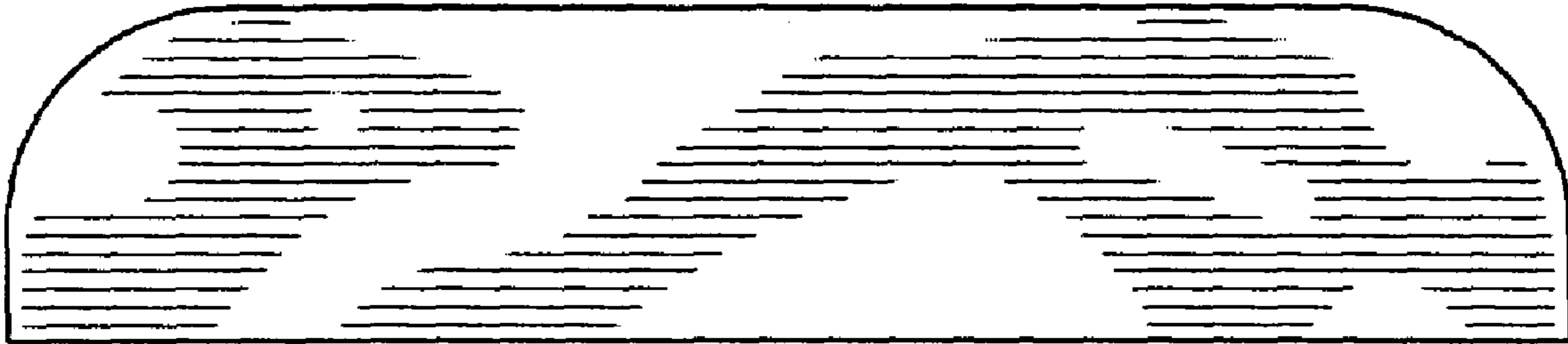


FIG. 7

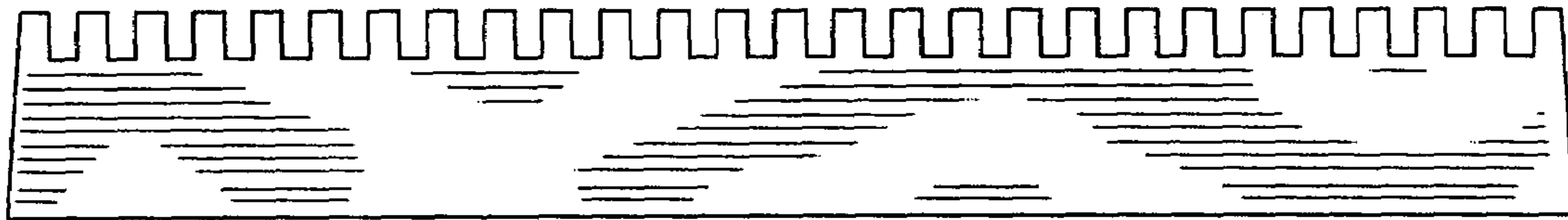


FIG. 8




FIG. 9




FIG. 10