



US00D566425S

(12) **United States Design Patent**
Weinstein

(10) **Patent No.:** **US D566,425 S**

(45) **Date of Patent:** **** Apr. 15, 2008**

(54) **PATIENT EDUCATION DISPLAY**

(76) Inventor: **Marc Chase Weinstein**, 740 Bryant Ave., Roslyn Harbor, NY (US) 11576

(**) Term: **14 Years**

(21) Appl. No.: **29/285,706**

(22) Filed: **Apr. 6, 2007**

(51) **LOC (8) Cl.** **06-04**

(52) **U.S. Cl.** **D6/470**

(58) **Field of Classification Search** D6/397,
D6/432-448, 469-472; 312/101, 102, 111,
312/114, 117, 204, 224, 242, 244, 245; 206/0.82-0.84;
D3/283, 284, 903; D11/132; D99/34
See application file for complete search history.

(56) **References Cited**

U.S. PATENT DOCUMENTS

618,887	A *	2/1899	Levit	312/114
D53,880	S *	10/1919	Buchenau	D6/470
D133,435	S *	8/1942	Gunder	D6/470
D181,538	S *	11/1957	Lubbert et al.	D6/448
3,207,565	A *	9/1965	Scharge	312/204
4,066,306	A *	1/1978	Klinder	312/224
D290,906	S *	7/1987	Lux	D6/470
D291,037	S *	7/1987	Handler et al.	D6/432
D291,849	S *	9/1987	Yates	D6/471
D308,609	S *	6/1990	Handler et al.	D6/436
D316,197	S *	4/1991	Baker	D6/469
D322,725	S *	12/1991	Strickland, III	D6/470
D334,308	S *	3/1993	Verina	D3/284
D362,765	S *	10/1995	Ruggieri	D6/449

D376,710	S *	12/1996	Kara	D6/470
D380,108	S *	6/1997	Rodack	D6/470
D417,979	S *	12/1999	Evans	D6/470
D437,504	S *	2/2001	Giron	D6/397
D441,223	S *	5/2001	Reeves et al.	D6/470
D449,183	S *	10/2001	Porter et al.	D6/470
6,685,283	B2 *	2/2004	Gembar et al.	312/114
D513,671	S *	1/2006	Lucatello	D6/432
D513,905	S *	1/2006	Lucatello	D6/432
D555,937	S *	11/2007	Shaun	D6/470

* cited by examiner

Primary Examiner—Mimosa De

(74) *Attorney, Agent, or Firm*—Collard & Roe, P.C.

(57) **CLAIM**

The ornamental design for a patient education display, as shown and described.

DESCRIPTION

FIG. 1 shows a front perspective view of my design for a patient education display;

FIG. 2 shows a front view thereof;

FIG. 3 shows a rear view thereof;

FIG. 4 shows a side view thereof;

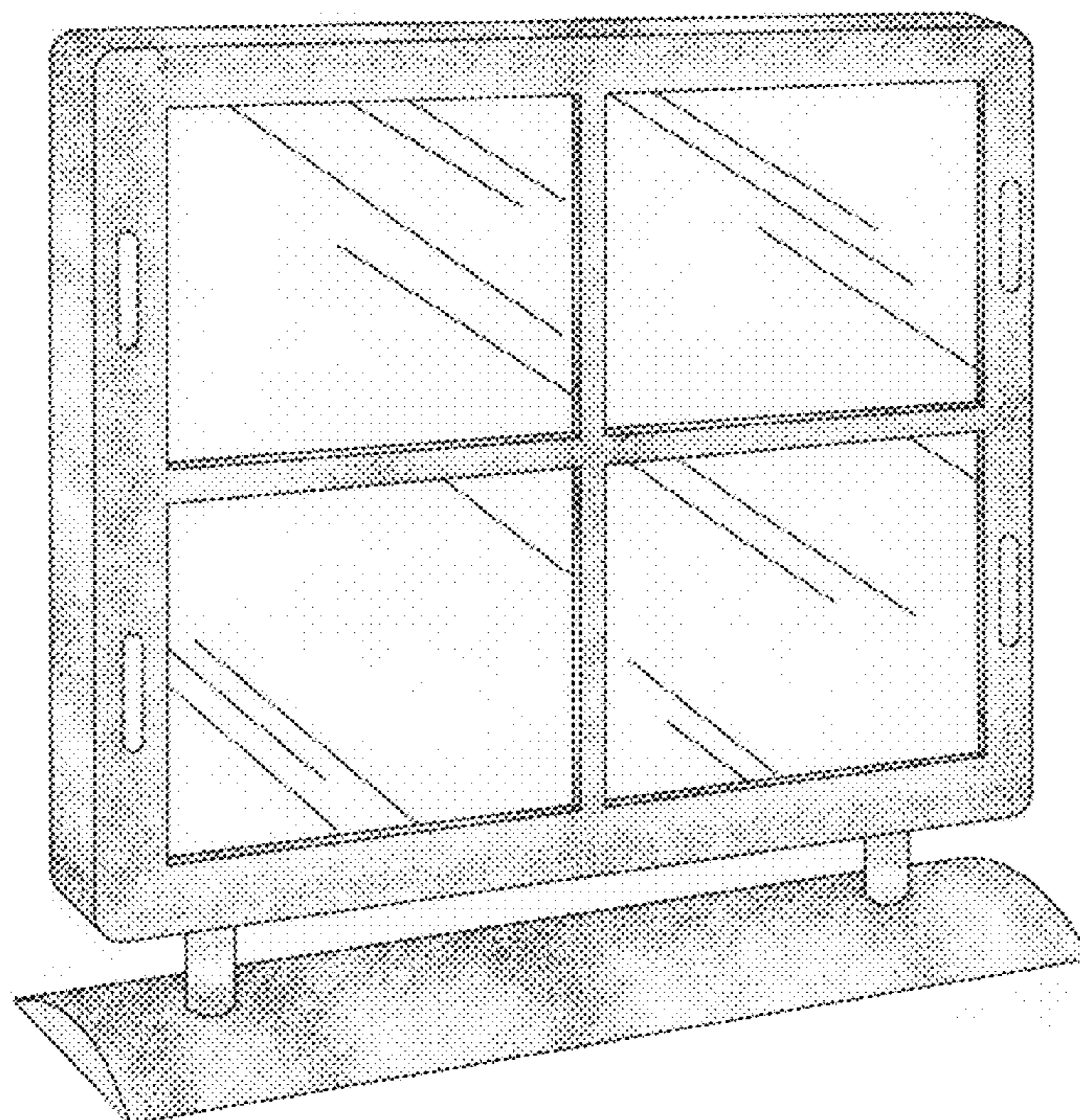
FIG. 5 shows an opposite side view thereof;

FIG. 6 shows a top view thereof; and,

FIG. 7 shows a bottom view thereof.

The portions shown in dotted lines show environmental structure only and form no part of the claimed invention.

1 Claim, 5 Drawing Sheets






FIG. 1

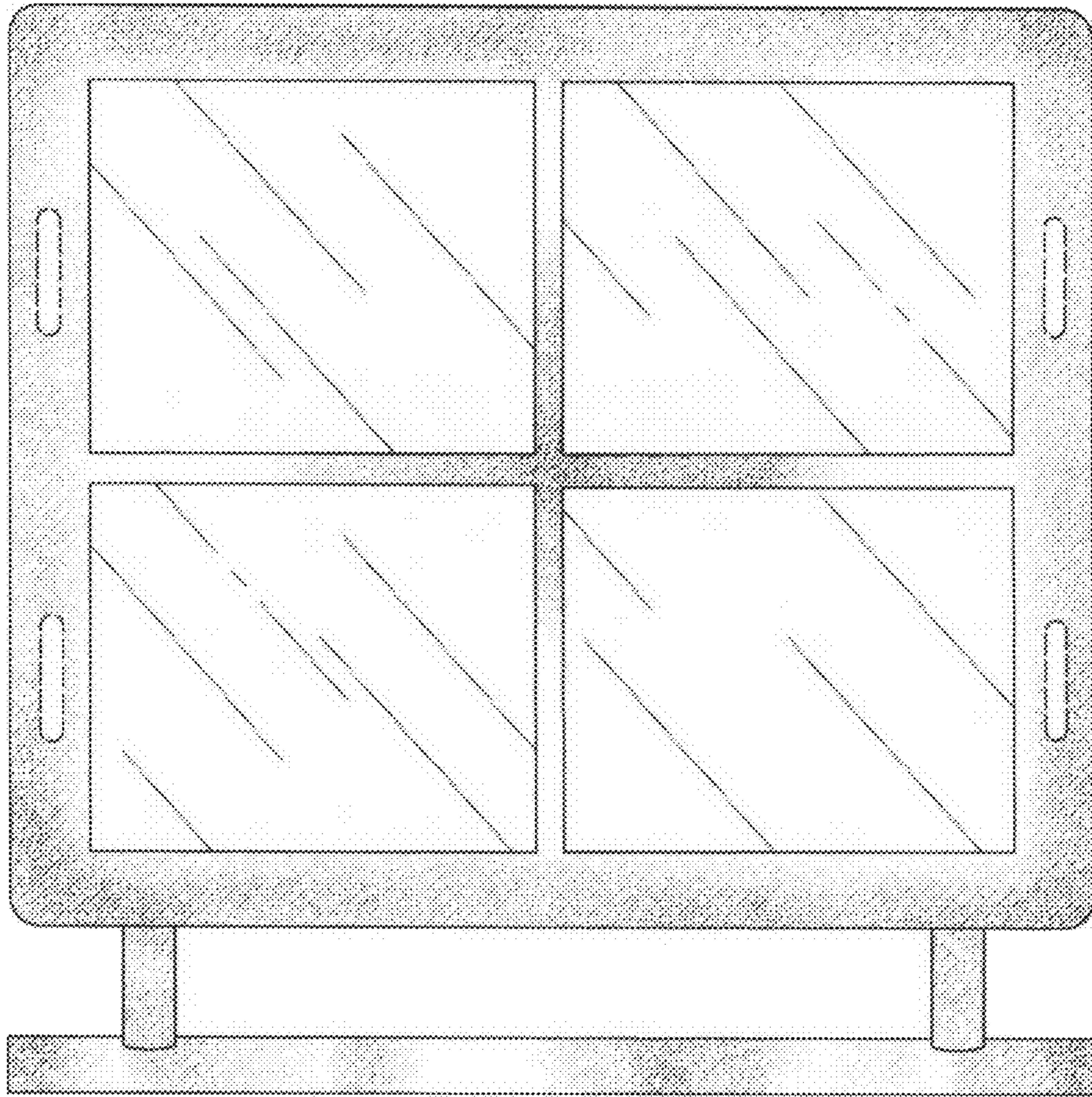


FIG. 2

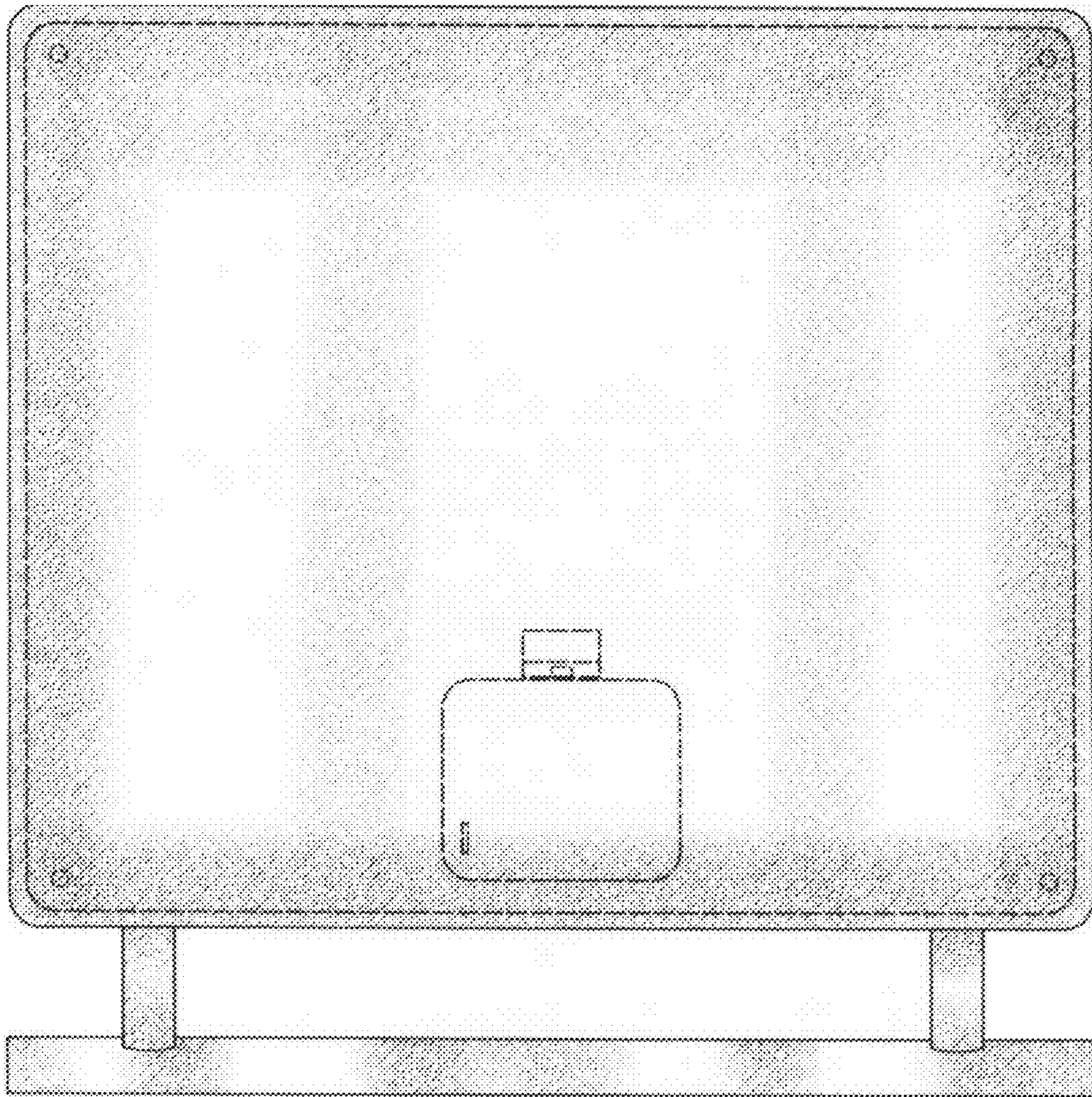


FIG. 3

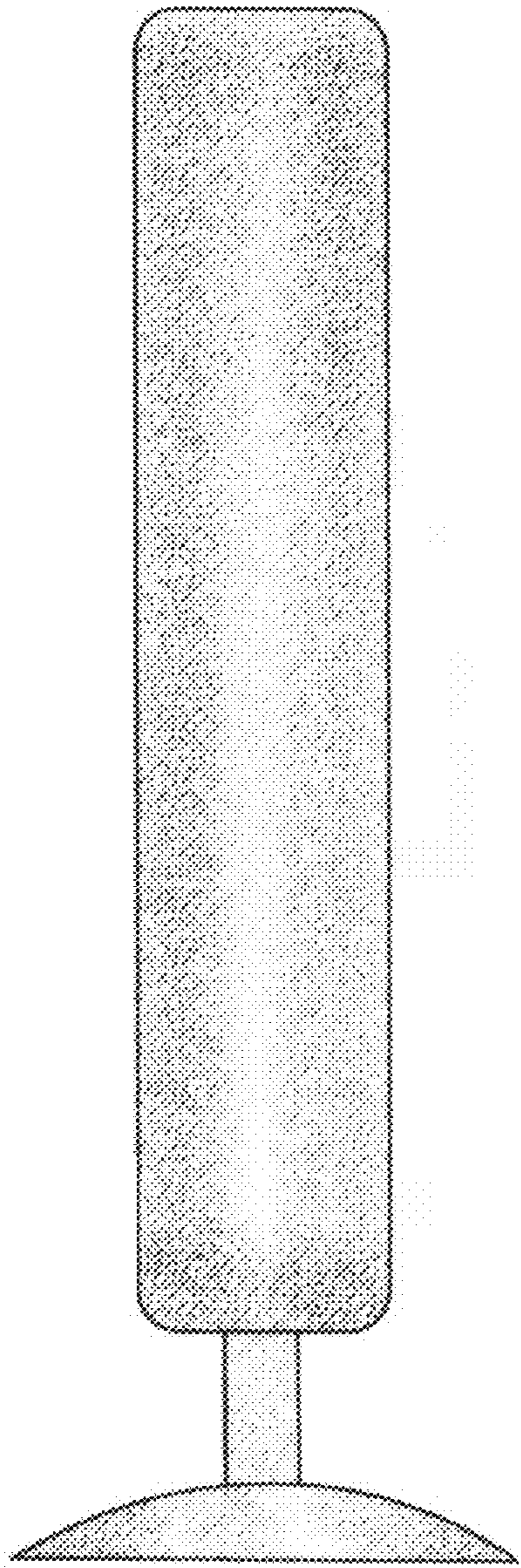


FIG. 4

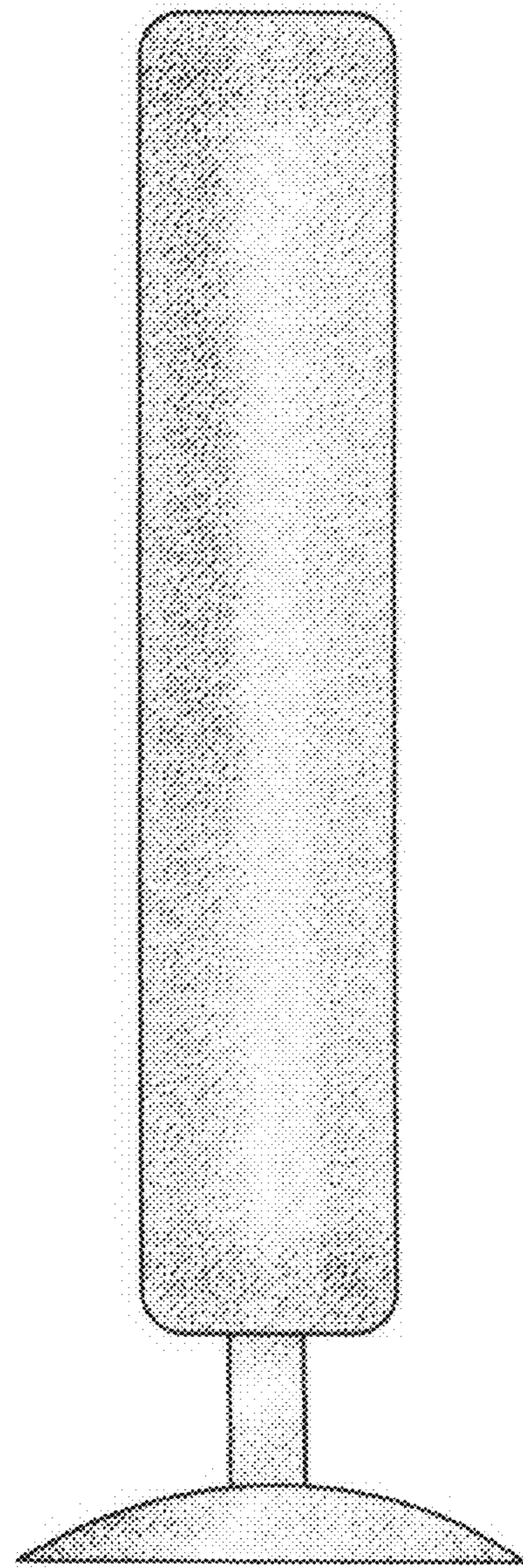


FIG. 5




FIG. 6




FIG. 7