



US00D566400S

(12) **United States Design Patent**  
**Phillips**

(10) **Patent No.:** **US D566,400 S**

(45) **Date of Patent:** **\*\* Apr. 15, 2008**

(54) **COMBINED BANANA-SHAPED  
TOOTHBRUSH AND TEETHER FOR  
INFANTS**

D420,803 S \* 2/2000 Pedro, Jr. et al. .... D4/104  
D421,185 S \* 2/2000 Remme ..... D4/108  
D456,136 S \* 4/2002 Roehrig ..... D4/104

(75) Inventor: **Heather Phillips**, West Jordan, UT  
(US)

FOREIGN PATENT DOCUMENTS

EP 1611818 A1 \* 1/2006

(73) Assignee: **Inhomevations**, Whittier, CA (US)

\* cited by examiner

(\*\*) Term: **14 Years**

*Primary Examiner*—Cathron Brooks

*Assistant Examiner*—Lavone D. Tabor

(21) Appl. No.: **29/281,394**

(74) *Attorney, Agent, or Firm*—TraskBritt

(22) Filed: **Jun. 21, 2007**

(57) **CLAIM**

(51) **LOC (8) Cl.** ..... **04-02**

The ornamental design for a combined banana-shaped toothbrush and teether for infants, as show and described.

(52) **U.S. Cl.** ..... **D4/107; D4/108; D4/124**

**DESCRIPTION**

(58) **Field of Classification Search** ..... D4/101,  
D4/104–112, 124, 125, 132, 134, 138; 15/110,  
15/188, 167.1, 167.2; 132/308–311; 601/139,  
601/141; D24/194, 195; 606/234, 235;  
16/430

FIG. 1 is a front perspective view of a combined banana-shaped toothbrush and teether for infants showing my design;

See application file for complete search history.

FIG. 2 is a reduced side view of FIG. 1;

FIG. 3 is the opposite side view of FIG. 2;

(56) **References Cited**

U.S. PATENT DOCUMENTS

D172,497 S \* 6/1954 Fischer ..... D4/108  
3,302,230 A \* 2/1967 Poppelmann ..... 15/167.1  
D265,698 S \* 8/1982 Roth ..... D4/104  
5,048,143 A \* 9/1991 Carroll ..... 15/110  
D333,216 S \* 2/1993 Bruns et al. .... D4/104  
D360,984 S \* 8/1995 Sullivan, IV ..... D14/104  
D383,307 S \* 9/1997 Klein et al. .... D4/105

FIG. 4 is a front view of FIG. 2;

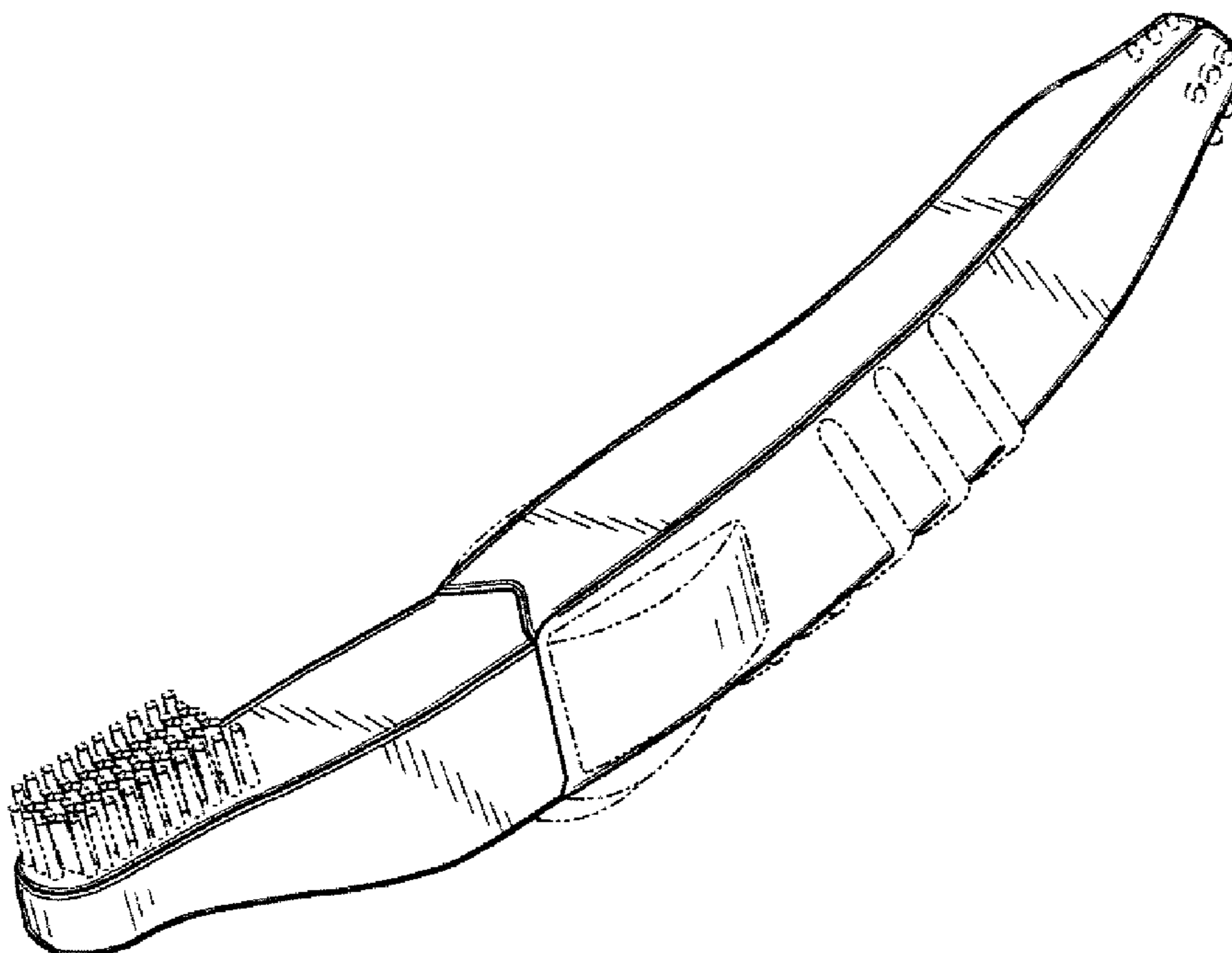
FIG. 5 is a rear view of FIG. 2;

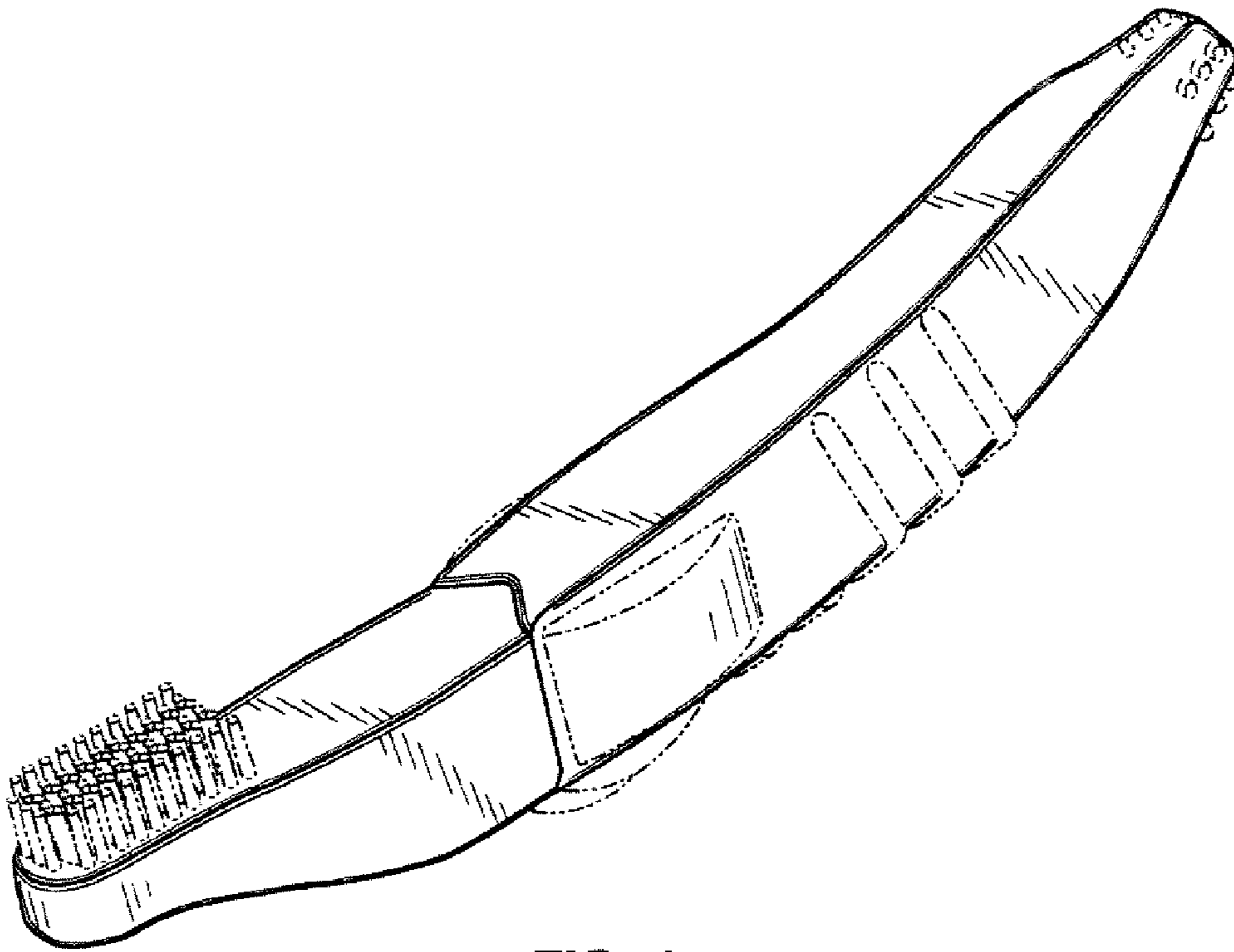
FIG. 6 is a top view of FIG. 2; and,

FIG. 7 is a bottom view of FIG. 2.

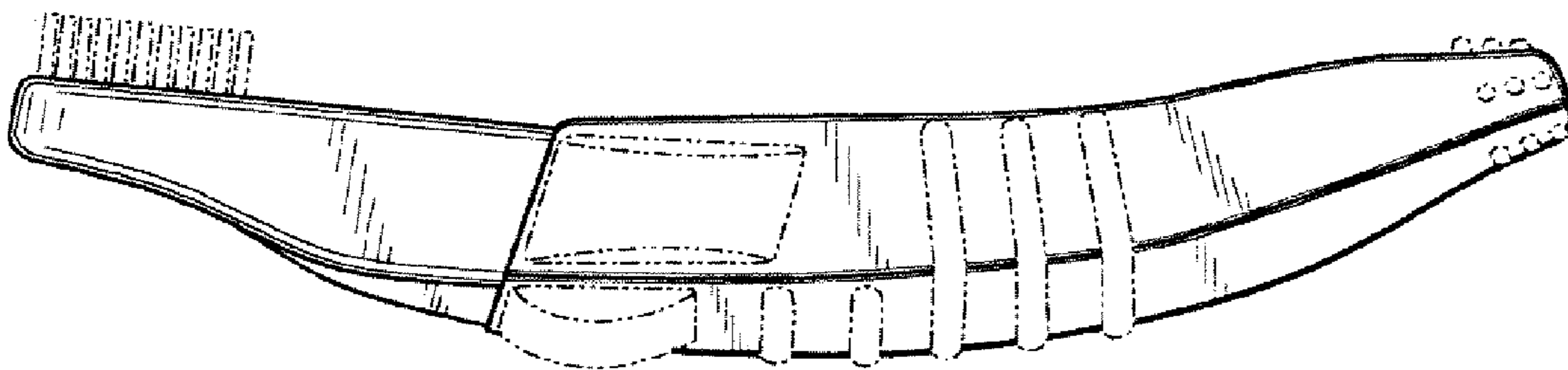
None of the bristles, protrusions, ridges, or nubs, which are depicted in phantom, forms any part of the claimed design.

**1 Claim, 2 Drawing Sheets**

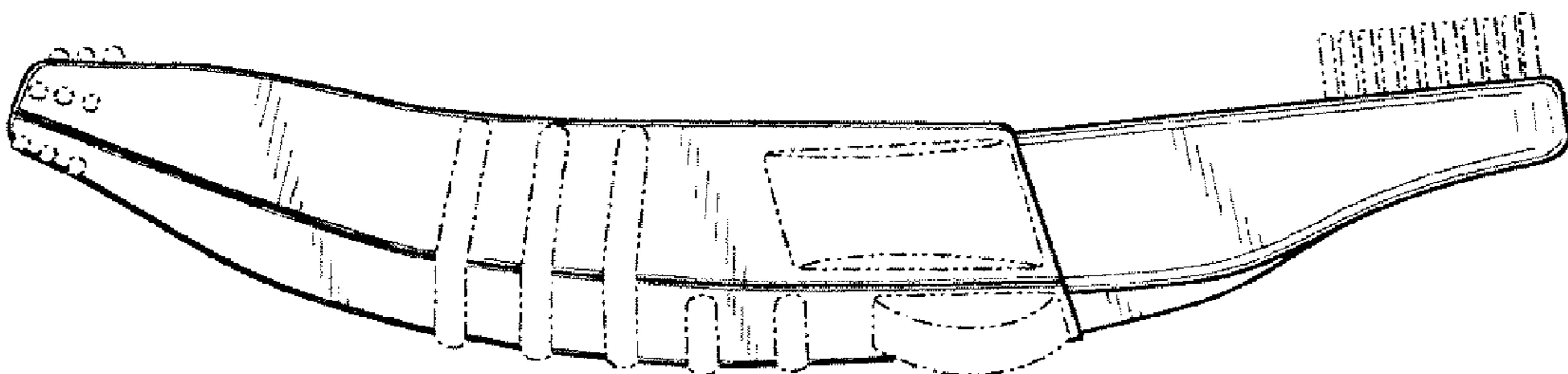




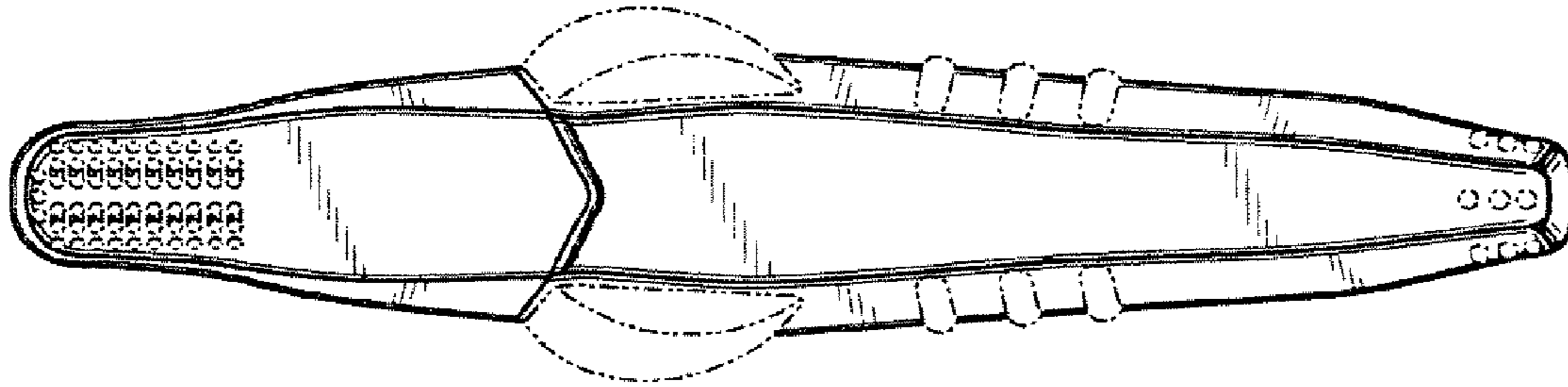
**FIG. 1**



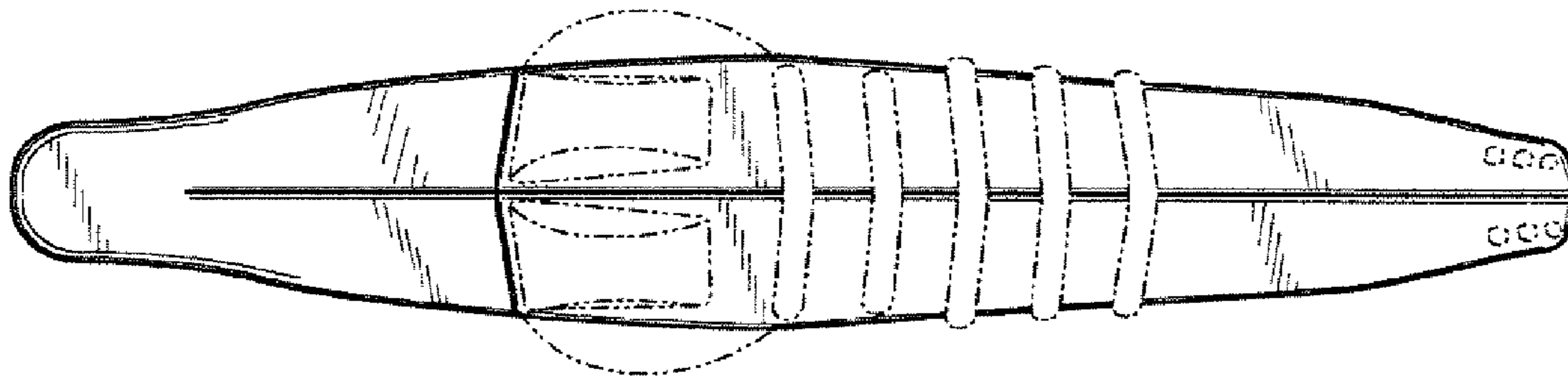
**FIG. 2**



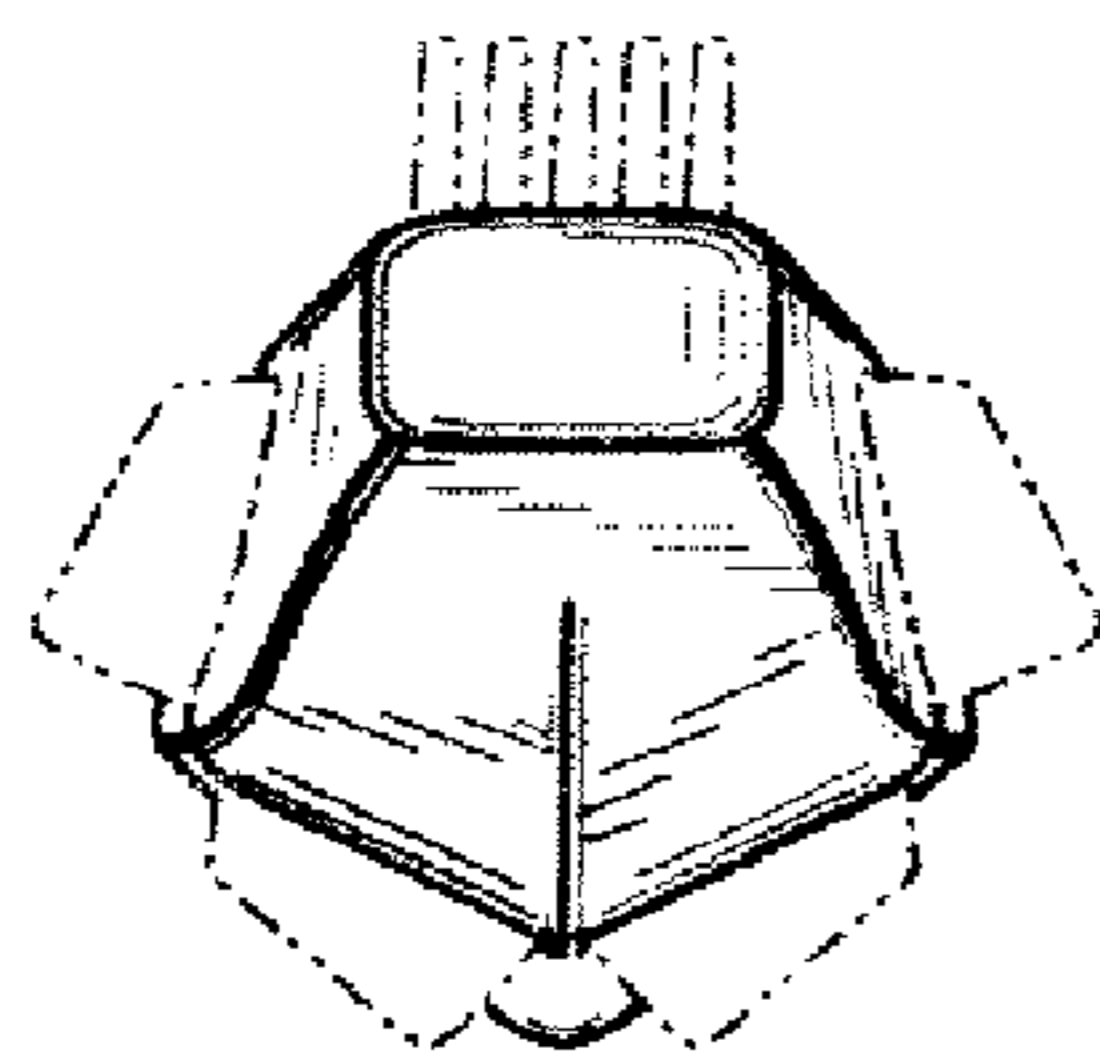
**FIG. 3**



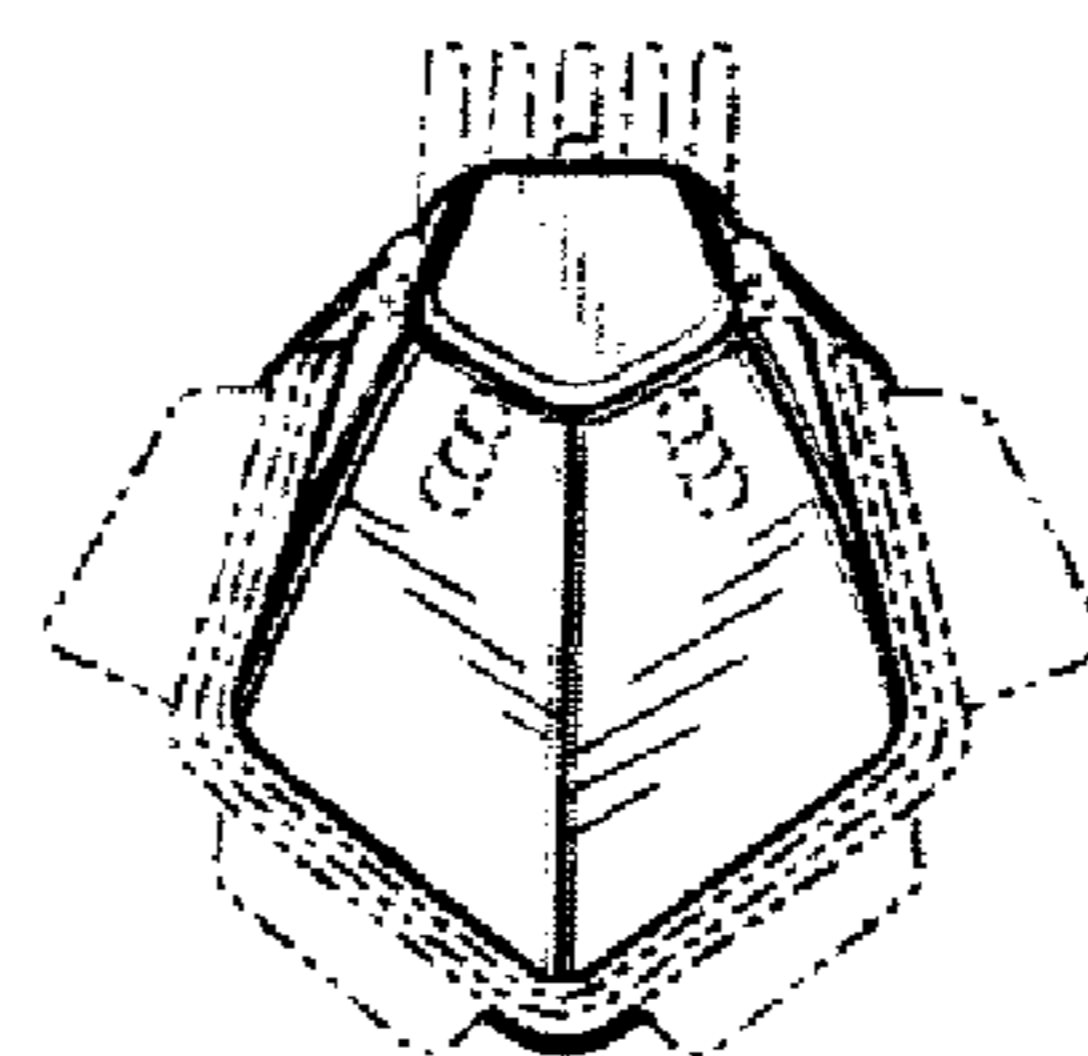
**FIG. 4**



**FIG. 5**



**FIG. 6**



**FIG. 7**