



US00D566397S

(12) **United States Design Patent**  
**Jones**

(10) **Patent No.:** **US D566,397 S**  
(45) **Date of Patent:** **\*\* Apr. 15, 2008**

(54) **TRAVEL CONTAINER**

(76) Inventor: **Jerry Lee Jones**, 98 W. Jeffrey Pl.,  
Columbus, OH (US) 43214

(\*\*) Term: **14 Years**

(21) Appl. No.: **29/279,425**

(22) Filed: **Apr. 30, 2007**

(51) **LOC (8) Cl.** ..... **03-01**

(52) **U.S. Cl.** ..... **D3/299**

(58) **Field of Classification Search** ..... D3/201,  
D3/203.6-203.8, 205-206, 218-219, 230,  
D3/247, 299, 303, 902; D6/407, 632; D9/420;  
D19/75, 80-92; D27/183, 185-186, 189;  
D28/73-77; 206/37, 38, 265, 269, 823; 224/930;  
150/132, 152

See application file for complete search history.

(56) **References Cited**

**U.S. PATENT DOCUMENTS**

1,506,926	A *	9/1924	Gunter	.....	383/40
2,321,807	A *	6/1943	Glickman	.....	132/312
D306,654	S *	3/1990	Brown	.....	D3/299
D329,750	S *	9/1992	Gilmore et al.	.....	D3/218
D364,038	S *	11/1995	Stanchin	.....	D3/230
D368,581	S *	4/1996	Cincotta	.....	D3/218
D378,633	S *	4/1997	Granito	.....	D3/228
D380,295	S *	7/1997	Morris	.....	D3/243
D396,951	S *	8/1998	Huber	.....	D3/299
D405,267	S *	2/1999	Cowan	.....	D3/303

D408,992	S *	5/1999	Foster	.....	D3/260
D438,008	S *	2/2001	Snider	.....	D3/299
D439,047	S *	3/2001	Holland et al.	.....	D3/299
D465,323	S *	11/2002	Dancyger	.....	D3/226
D472,373	S *	4/2003	Hillman	.....	D3/218
D479,908	S *	9/2003	Hassett	.....	D3/218
6,848,807	B2 *	2/2005	Guerrieri	.....	362/155
D505,780	S *	6/2005	Ko et al.	.....	D2/206
D506,066	S *	6/2005	Nieves	.....	D3/299
2003/0094385	A1 *	5/2003	Moldovan	.....	206/38

\* cited by examiner

*Primary Examiner*—Philip S. Hyder

*Assistant Examiner*—R. L. [Ulm] Cody

(74) *Attorney, Agent, or Firm*—Jason H. Foster; Kremblas,  
Foster, Phillips & Pollick

(57) **CLAIM**

The ornamental design for a travel container, as shown.

**DESCRIPTION**

FIG. 1 is a front perspective view of a travel container showing my new design.


FIG. 2 is a right side view thereof. The left side view is identical to the right side view.

FIG. 3 is a front view thereof. The rear view is identical to the front view.

FIG. 4 is a top view thereof; and,

FIG. 5 is a bottom view thereof.

**1 Claim, 2 Drawing Sheets**






Fig. 1




Fig. 2




Fig. 3




Fig. 4

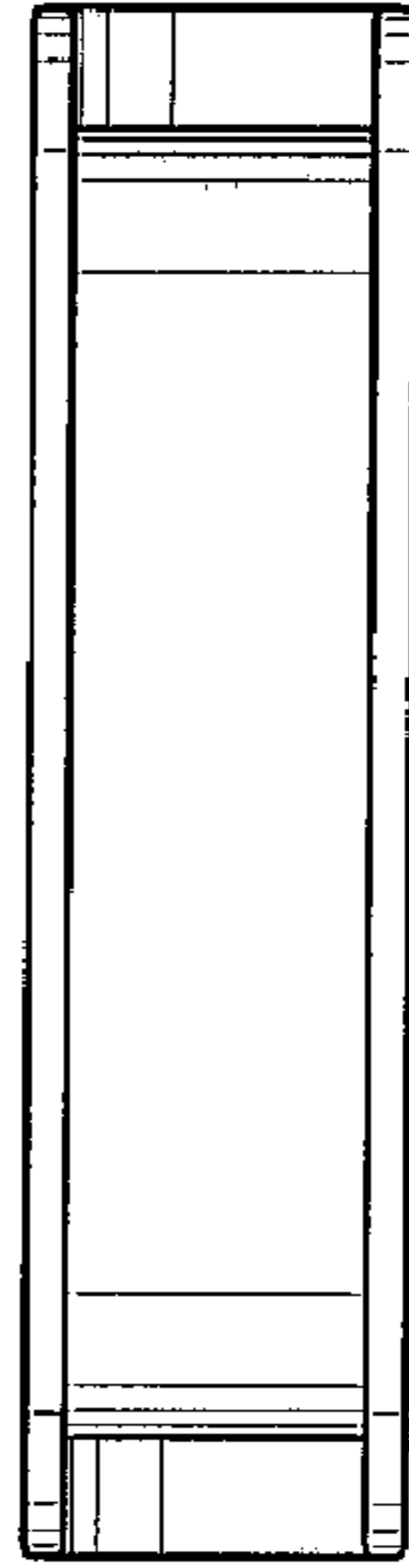


Fig. 5