



US00D566380S

(12) **United States Design Patent**
Galvan

(10) **Patent No.:** **US D566,380 S**
(45) **Date of Patent:** **** Apr. 15, 2008**

(54) **BASEBALL CAP WITH WIDE BILL**

(75) Inventor: **Federico Galvan**, 8816 Big Bear Pines,
Las Vegas, NV (US) 89143

(73) Assignee: **Federico Galvan**, Las Vegas, NV (US)

(**) Term: **14 Years**

(21) Appl. No.: **29/276,815**

(22) Filed: **Feb. 6, 2007**

(51) **LOC (8) Cl.** **02-03**

(52) **U.S. Cl.** **D2/882**

(58) **Field of Classification Search** D2/865,
D2/866, 867, 869, 871, 872, 873, 874, 875,
D2/876, 877, 879, 881, 882, 884, 885, 886,
D2/887, 891, 892, 893, 894, 895; 2/10, 171,
2/171.04, 171.1, 171.4, 171.6, 171.8, 174,
2/175.1, 175.3, 175.9, 200.1, 209.11, 209.12,
2/209.13, 209.5, 209.7

See application file for complete search history.

(56) **References Cited**

U.S. PATENT DOCUMENTS

3,016,545	A *	1/1962	Donahue	2/195.5
3,039,113	A *	6/1962	Lipschutz	2/195.1
3,346,876	A *	10/1967	Hutton	2/10
D349,389	S *	8/1994	Phillips	D2/893
D384,793	S *	10/1997	Brown	D2/879
5,673,431	A *	10/1997	Batty	2/9
D452,768	S *	1/2002	Park	D2/882

D459,573	S *	7/2002	Schechter	D2/866
D488,292	S *	4/2004	Haggberg	D2/866
D503,260	S *	3/2005	Kim	D2/865
D503,261	S *	3/2005	Pedersen	D2/882

* cited by examiner

Primary Examiner—Elizabeth A. Albert

Assistant Examiner—Karen E Eldridge Powers

(57) **CLAIM**

The ornamental design for baseball cap with wide bill, as shown and described.

DESCRIPTION

FIG. 1 is a perspective view of a baseball cap with wide bill showing my new design;

FIG. 2 is a front elevational view of the invention;

FIG. 3 is a rear elevational view of the invention;

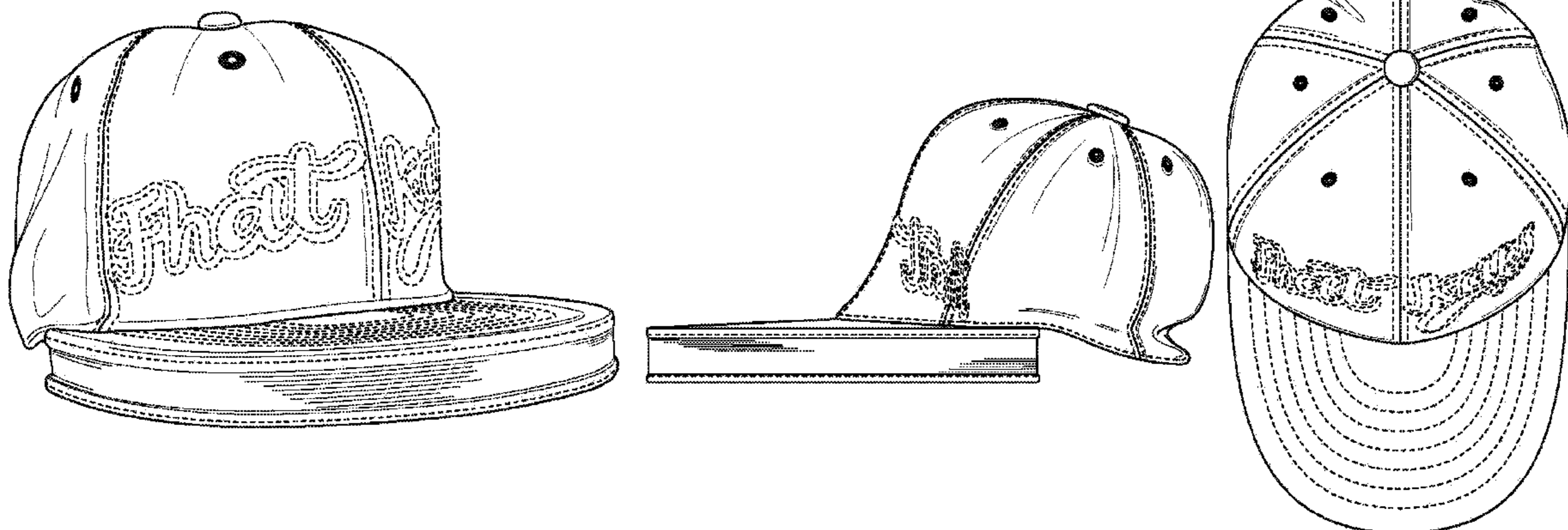
FIG. 4 is a left-side elevational view of the invention;

FIG. 5 is a top plan view of the invention; and,

FIG. 6 is a bottom plan view of the invention.

The logo in broken lines on the front of the crown represents environmental matter and forms no part of the claimed design. In addition, the broken lines that run along each side of the gore seams, on the bottom edge of the crown, in semi-circular rows on the top of the visor, and on the upper and lower edges of the side of the visor, represent stitching, and are part of the claimed design.

1 Claim, 2 Drawing Sheets






FIG. 1




FIG. 2

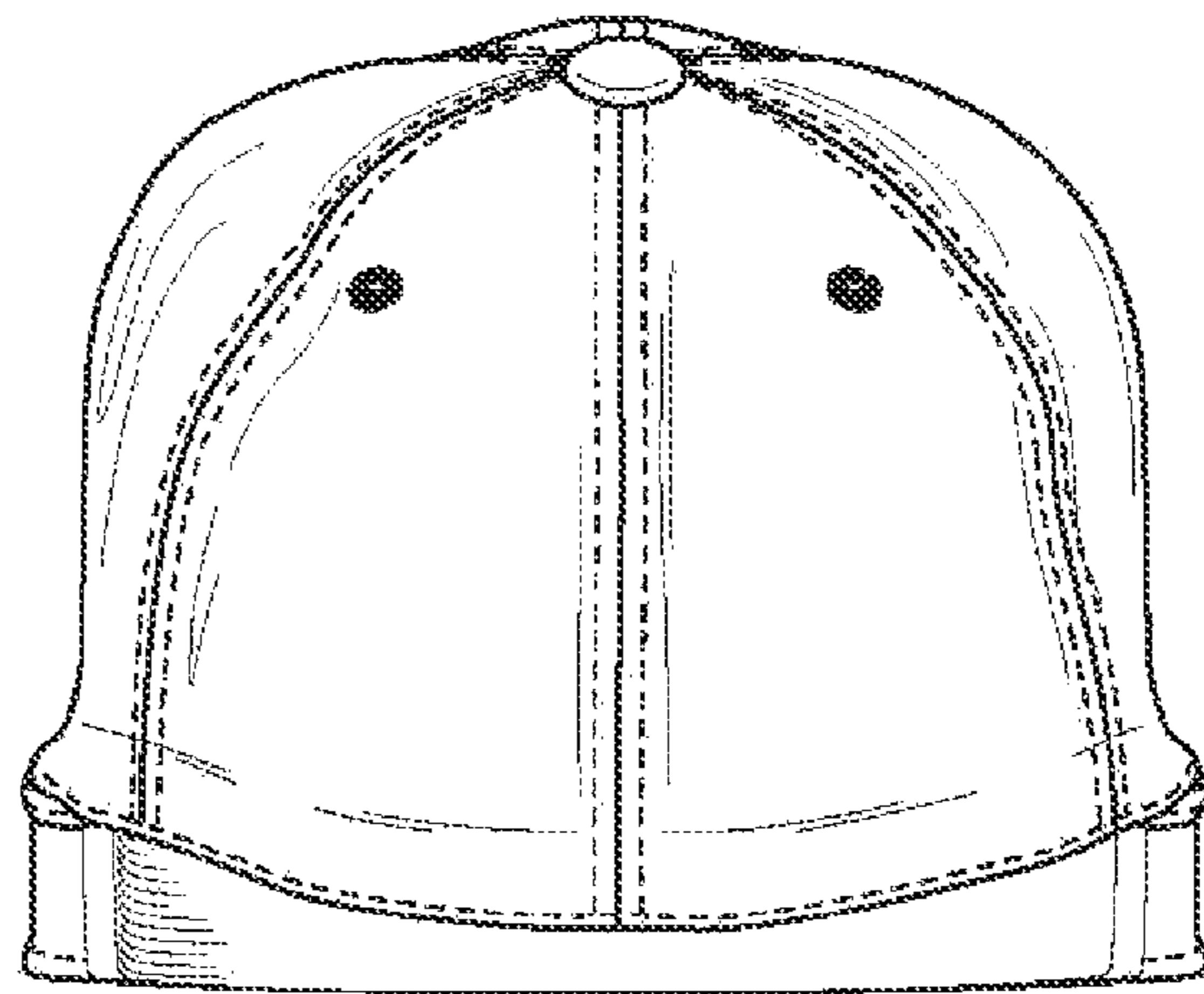


FIG. 3

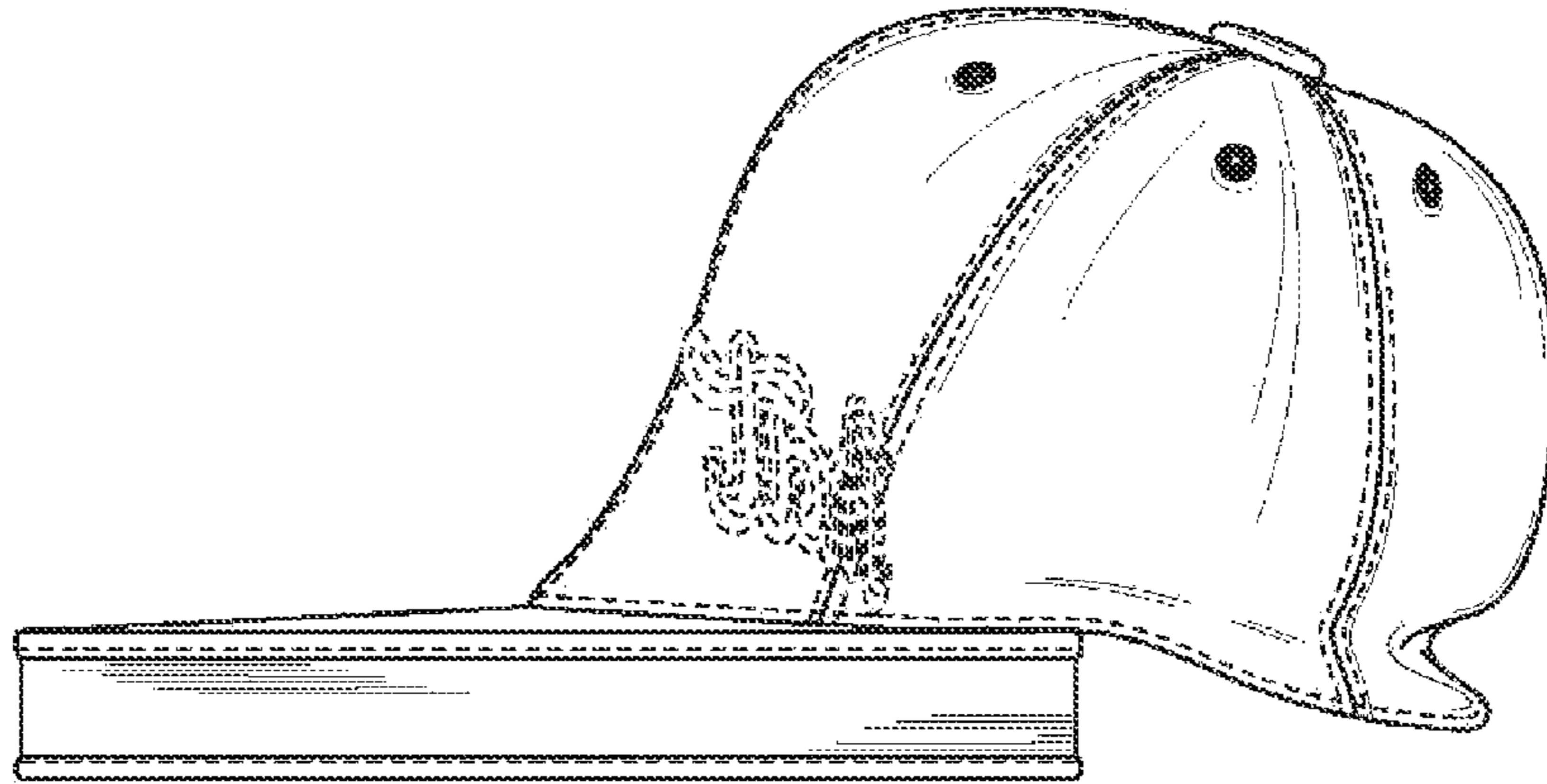


FIG. 4

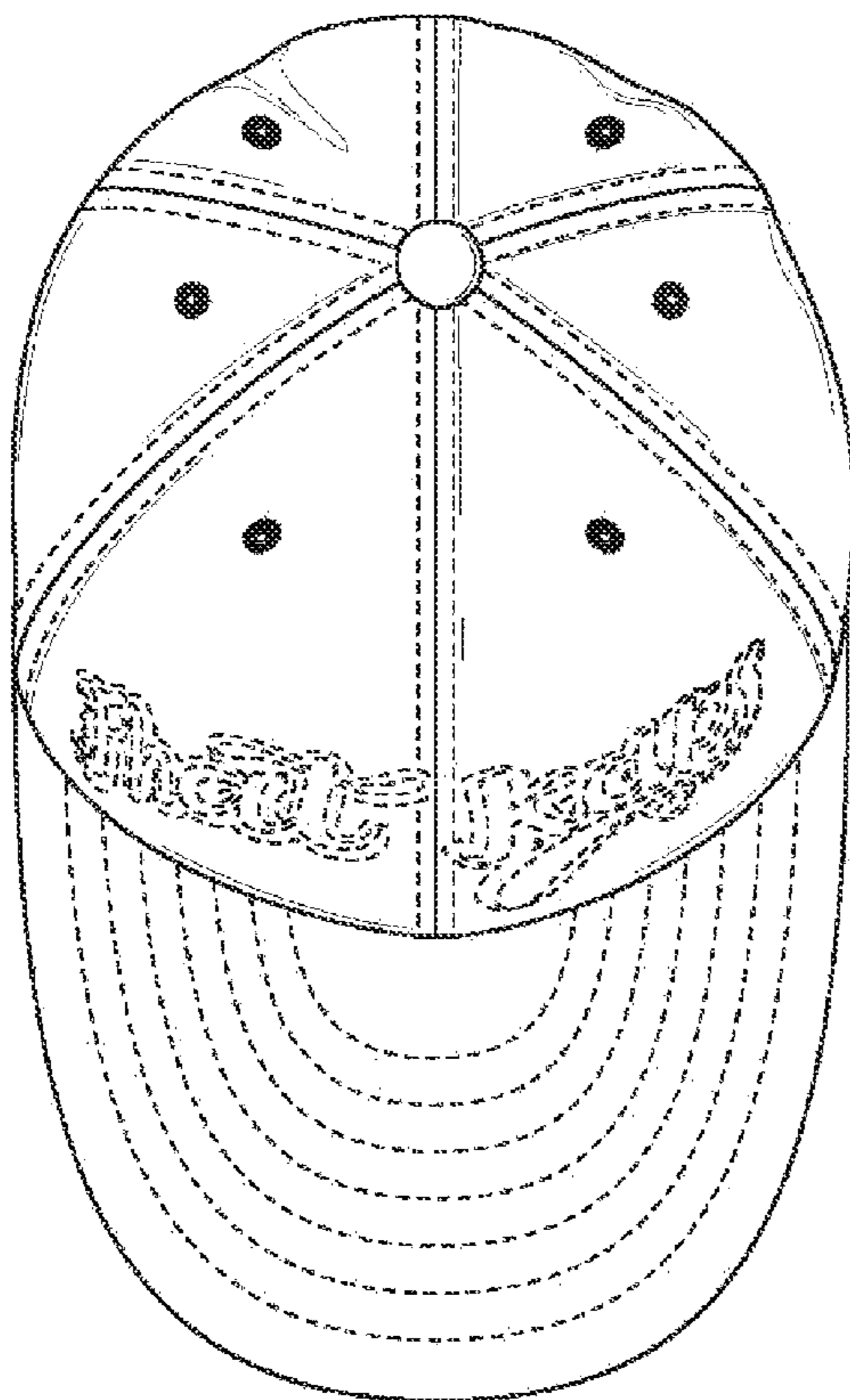


FIG. 5

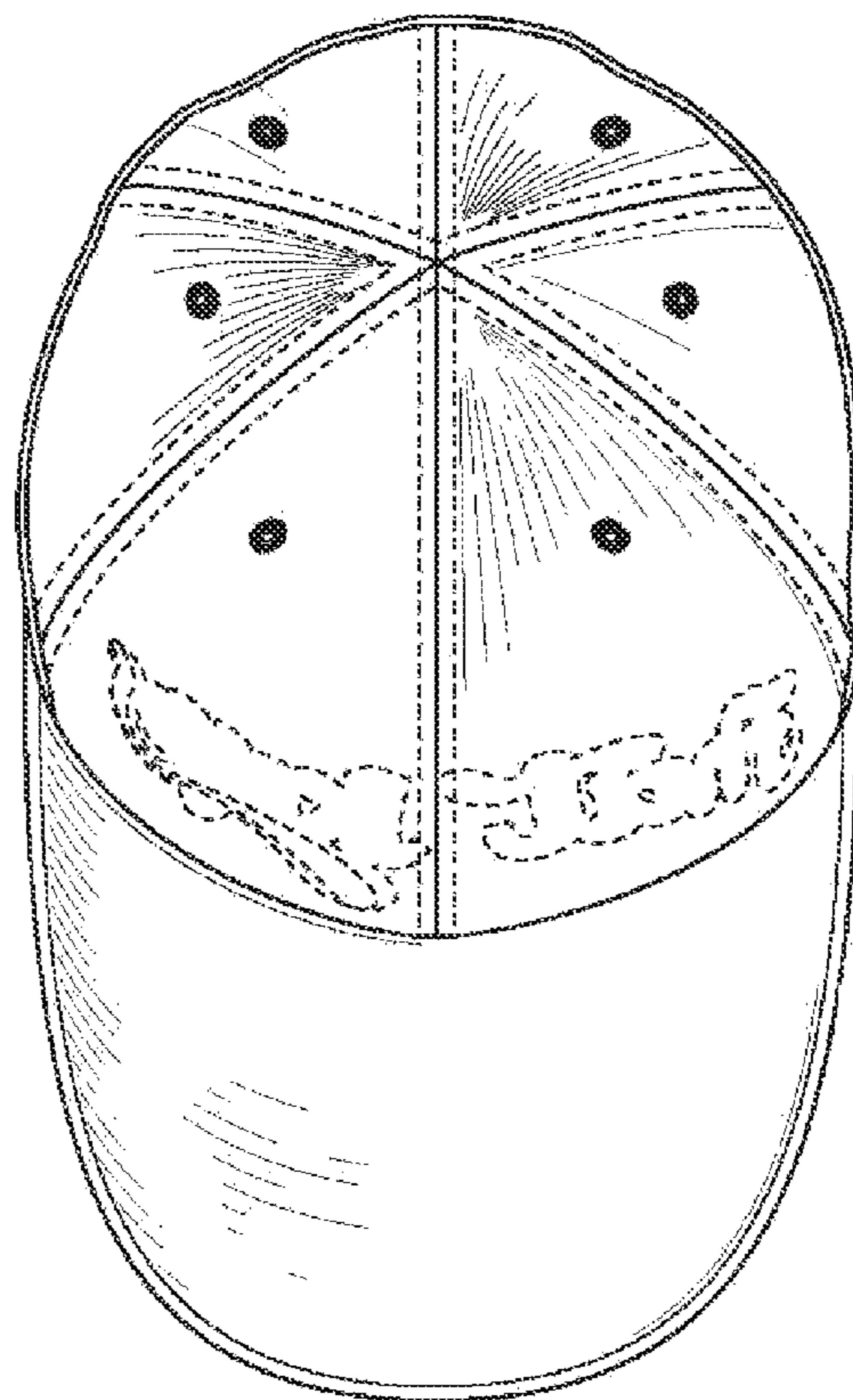


FIG. 6