



US00D566370S

(12) **United States Design Patent**  
**Wentz**

(10) **Patent No.:** **US D566,370 S**

(45) **Date of Patent:** **\*\* Apr. 8, 2008**

(54) **HINGED LID**

(75) Inventor: **Ashley P. Z. Wentz**, Winchester, VA  
(US)

(73) Assignee: **Rubbermaid Commercial Products LLC**, Winchester, VA (US)

(\*\*) Term: **14 Years**

(21) Appl. No.: **29/278,770**

(22) Filed: **Apr. 9, 2007**

(51) **LOC (8) Cl.** ..... **09-09**

(52) **U.S. Cl.** ..... **D34/11**

(58) **Field of Classification Search** ..... D34/1,  
D34/4, 5, 6, 7, 8, 9, 10, 11; 220/908-913,  
220/200, 208, 283, 259, 694, 696, 700, 701,  
220/758, 775

See application file for complete search history.

(56) **References Cited**

**U.S. PATENT DOCUMENTS**

- 5,242,074 A \* 9/1993 Conaway et al. .... 220/840
- D362,932 S \* 10/1995 Brightbill et al. .... D32/37
- D493,267 S \* 7/2004 Strobel et al. .... D34/7

\* cited by examiner

*Primary Examiner*—Cynthia E Ramirez

(74) *Attorney, Agent, or Firm*—Foley and Lardner LLP

(57) **CLAIM**

The ornamental design for a hinged lid, as shown and described.

**DESCRIPTION**

FIG. 1 is a top frontal perspective view of a hinged lid according to my new design;

FIG. 2 is a front view of the hinged lid shown in FIG. 1;

FIG. 3 is a back view of the hinged lid shown in FIG. 1;

FIG. 4 is a left side view of the hinged lid shown in FIG. 1;

FIG. 5 is a right side view of the hinged lid shown in FIG. 1;

FIG. 6 is a top view of the hinged lid shown in FIG. 1; and,

FIG. 7 is a bottom view of the hinged lid shown in FIG. 1.

The ornamental design which is claimed is shown in solid lines in the drawings. The broken lines in the drawings are for illustrative purposes only and form no part of the claimed design.

**1 Claim, 3 Drawing Sheets**

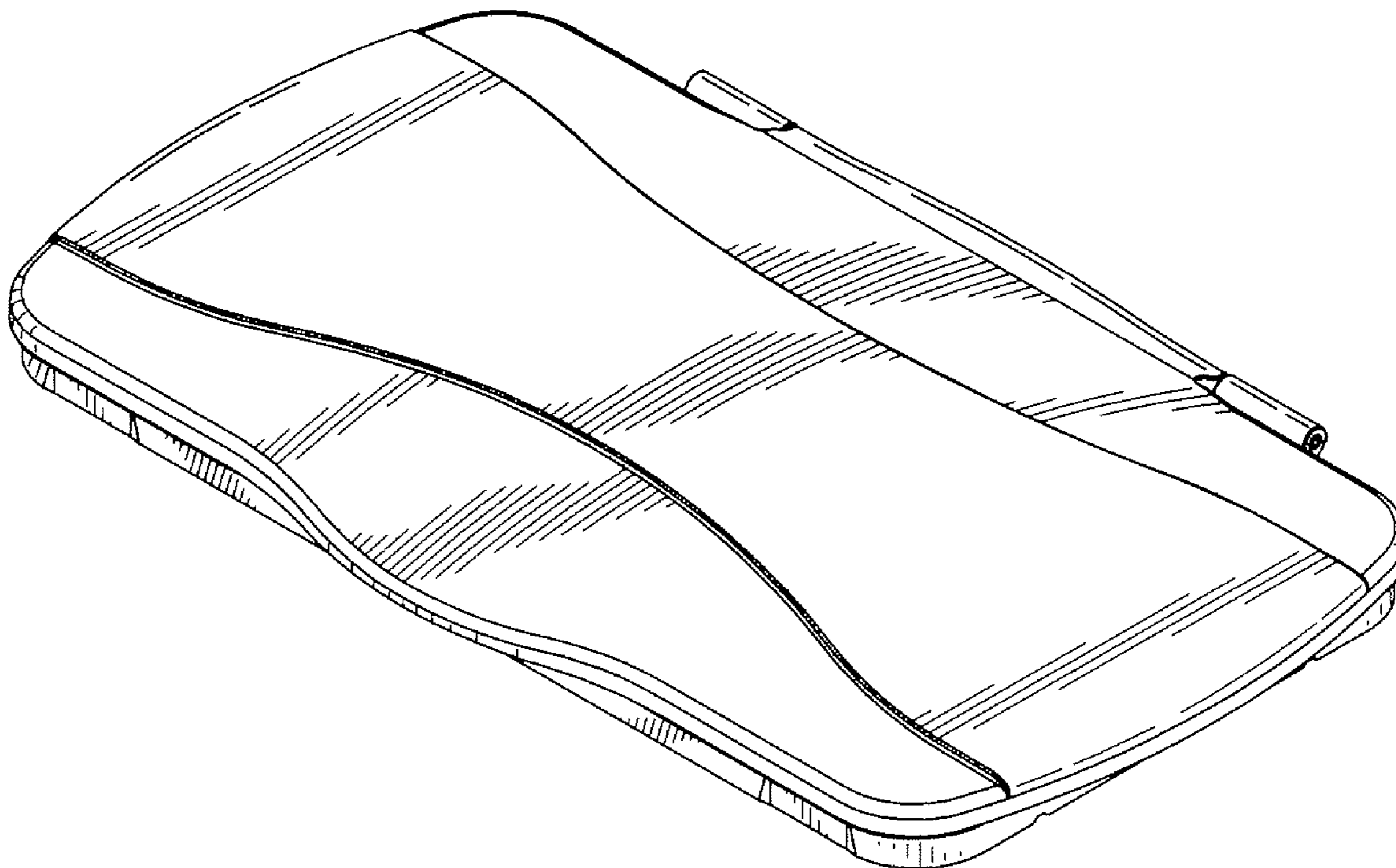


Fig. 1

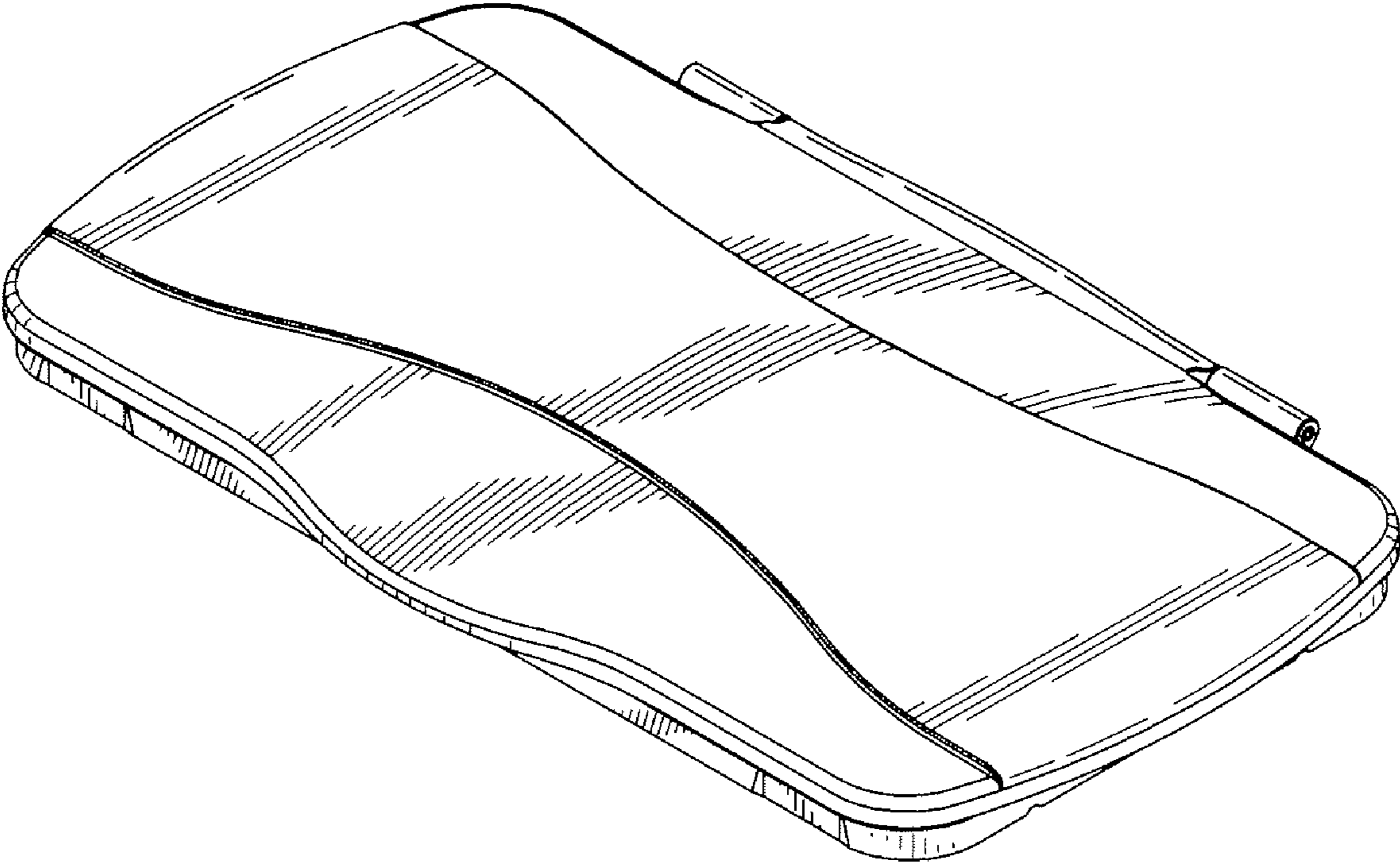


Fig. 2




Fig. 3




Fig. 4




Fig. 5




Fig. 6

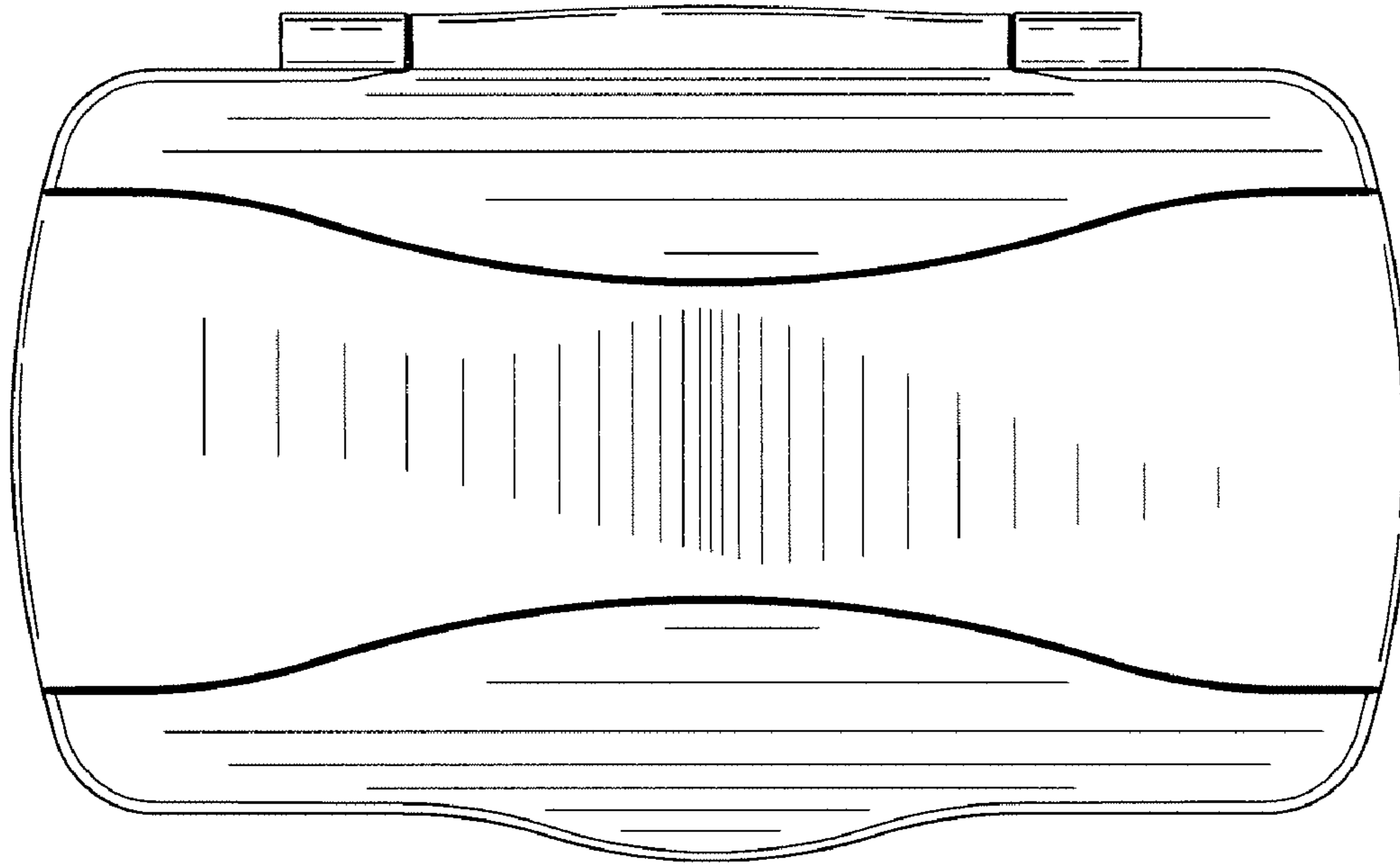


Fig. 7

