



US00D566329S

(12) **United States Design Patent**
Bagaric et al.

(10) **Patent No.:** **US D566,329 S**

(45) **Date of Patent:** **** Apr. 8, 2008**

(54) **CONTAINER**

(75) Inventors: **Robert Bagaric**, Richmond (AU);
Steve Kepper, Richmond (AU);
Michael Staniford, North Sydney (AU)

(73) Assignee: **Philip Morris USA Inc.**, Richmond,
VA (US)

(**) Term: **14 Years**

(21) Appl. No.: **29/236,470**

(22) Filed: **Aug. 16, 2005**

(51) **LOC (8) Cl.** **27-06**

(52) **U.S. Cl.** **D27/189**

(58) **Field of Classification Search** 206/236,
206/242, 245, 251, 252, 256–257, 259, 261–270;
D27/172, 183–192

See application file for complete search history.

(56) **References Cited**

U.S. PATENT DOCUMENTS

625,822	A *	5/1899	Wilson	206/261
941,140	A *	11/1909	Glover	206/262
1,195,629	A *	8/1916	Tuffley	206/251
1,200,793	A *	10/1916	Anderson et al.	206/251
1,205,751	A *	11/1916	King	206/263
1,665,752	A *	4/1928	Parsons	206/263
1,672,032	A *	6/1928	Hughes	206/256
D92,021	S *	4/1934	Sachs	D27/189

D112,952	S *	1/1939	Steiner	D27/189
2,147,510	A *	2/1939	Amick	206/256
D142,511	S *	10/1945	Beveridge et al.	D27/189
D144,278	S *	3/1946	Wohl	D27/189
D144,743	S *	5/1946	Sussman	D27/189

* cited by examiner

Primary Examiner—Jennifer Rivard

(74) *Attorney, Agent, or Firm*—Buchanan Ingersoll &
Rooney, PC

(57) **CLAIM**

We claim the ornamental design for the container, as shown
and described.

DESCRIPTION

FIG. 1 is a perspective view from one side of the container;
FIG. 2 is a perspective view from the other side of the
container;

FIG. 3 is a perspective view from one end of the container;
FIG. 4 is a perspective view from the other end of the
container;

FIG. 5 is a top view of the container; and,

FIG. 6 is a bottom view of the container.

The broken lines are shown for illustrative purposes only
and form no part of the claimed design.

1 Claim, 3 Drawing Sheets

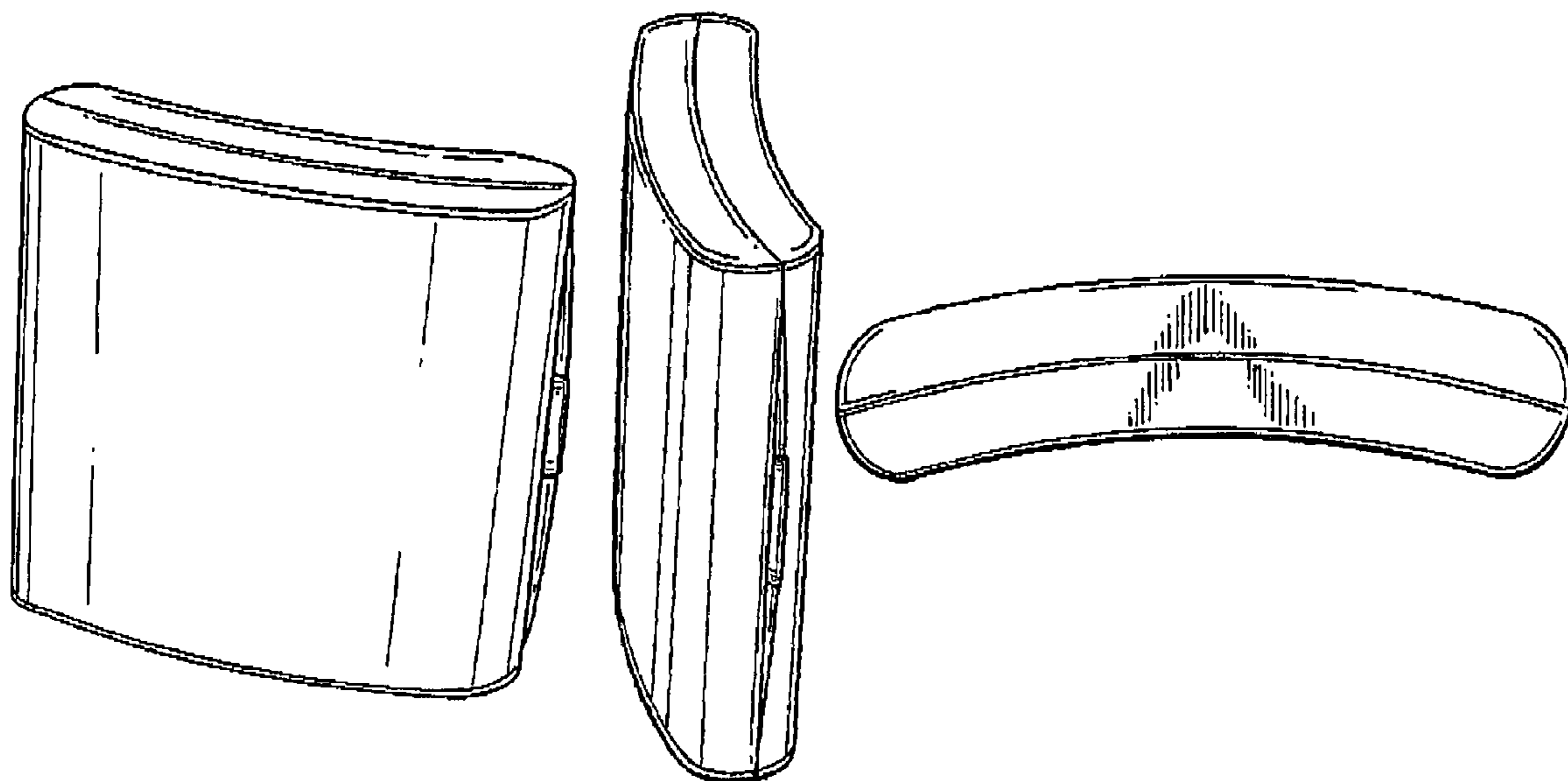


FIG. 1




FIG. 2

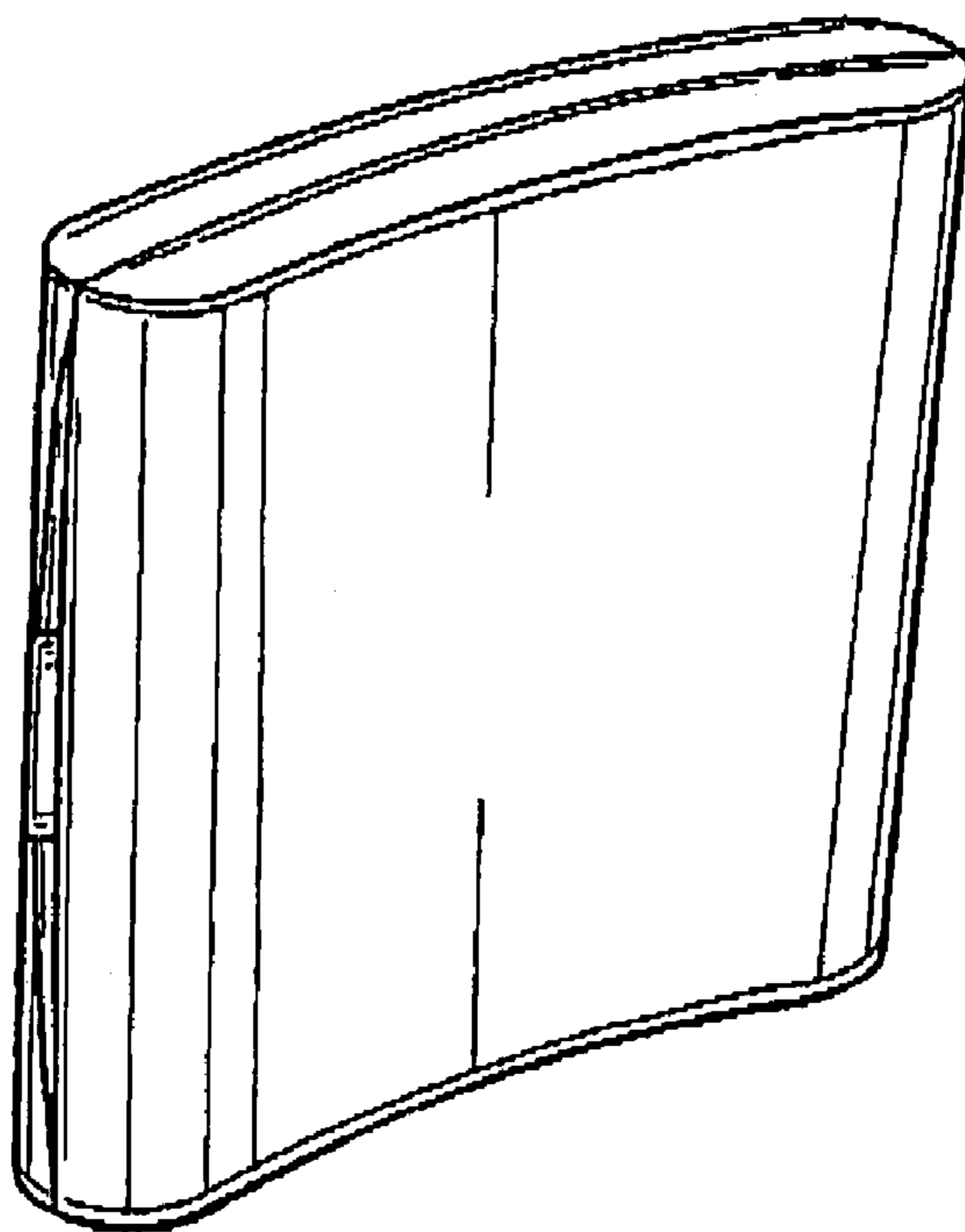


FIG. 3




FIG. 4

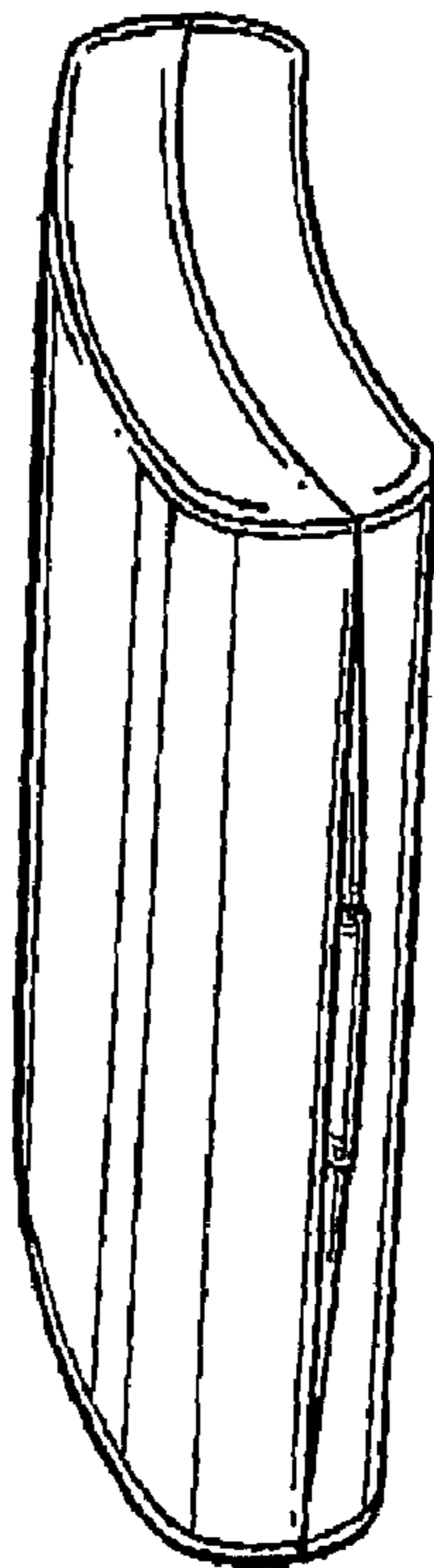


FIG. 5




FIG. 6

