



US00D566327S

(12) **United States Design Patent**  
**Ly**

(10) **Patent No.:** **US D566,327 S**

(45) **Date of Patent:** **\*\* Apr. 8, 2008**

(54) **TRIM FOR LIGHT FIXTURE**

(75) Inventor: **Tho Ly**, Plattsburgh, NY (US)

(73) Assignee: **Schonbek Worldwide Lighting, Inc.**,  
Plattsburgh, NY (US)

(\*\*) Term: **14 Years**

(21) Appl. No.: **29/281,131**

(22) Filed: **Jun. 15, 2007**

**Related U.S. Application Data**

(62) Division of application No. 29/221,165, filed on Jan. 12, 2005.

(51) **LOC (8) Cl.** ..... **26-99**

(52) **U.S. Cl.** ..... **D26/155**

(58) **Field of Classification Search** ..... D26/24,  
D26/72, 80, 81, 82, 83, 85, 86, 88, 94, 102,  
D26/113, 118, 122, 123, 128, 138, 140, 143,  
D26/152, 155, 156; 362/147, 148, 150, 640,  
362/647, 648, 649, 257, 317, 326, 331, 336,  
362/337, 339

See application file for complete search history.

(56) **References Cited**

**U.S. PATENT DOCUMENTS**

- D55,512 S \* 6/1920 Heller ..... D11/90
- 1,580,414 A \* 4/1926 Flores et al. .... 280/275
- 1,623,030 A \* 3/1927 Bloch ..... 428/28
- D154,030 S \* 6/1949 Duvalet ..... D11/9
- D197,857 S \* 3/1964 Harper ..... D26/152
- D197,859 S \* 3/1964 Harper ..... D26/152
- 3,456,711 A \* 7/1969 Spencer ..... 160/332
- 3,564,235 A \* 2/1971 Nicokiris ..... 362/311
- D241,767 S \* 10/1976 Schonbek ..... D26/154
- 5,109,325 A \* 4/1992 Bayer et al. .... 362/433
- 5,116,009 A \* 5/1992 Bayer ..... 248/303
- D326,732 S \* 6/1992 Segill et al. .... D26/91

- D400,283 S \* 10/1998 Lawrence ..... D26/86
- D403,101 S \* 12/1998 Bayer et al. .... D26/118
- 5,921,668 A \* 7/1999 Bayer ..... 362/404
- D499,837 S \* 12/2004 Schonbek ..... D26/154

**OTHER PUBLICATIONS**

- Faustig Catalog No. 179, p. 30.
- Faustig Catalog No. 179, p. 108.
- Schonbek Portfolio 108, p. 52, 1980.
- Schonbek Portfolio 108, p. 67, 1980.

\* cited by examiner

*Primary Examiner*—Freda S. Nunn

*Assistant Examiner*—Kevin K Rudzinski

(74) *Attorney, Agent, or Firm*—Heslin Rothenberg Farley & Mesiti P.C.

(57) **CLAIM**

The ornamental design for a trim for light fixture, as shown and described.

**DESCRIPTION**

This application is related to commonly assigned, concurrently filed application Ser. No. 29/282,261 and to application Ser. No. 29/221,202, and application Ser. No. 29/221,314.

FIG. 1 is a front elevation view of the trim for light fixture of the present invention;

FIG. 2 is a right side elevation view thereof;

FIG. 3 is a left side elevation view thereof;

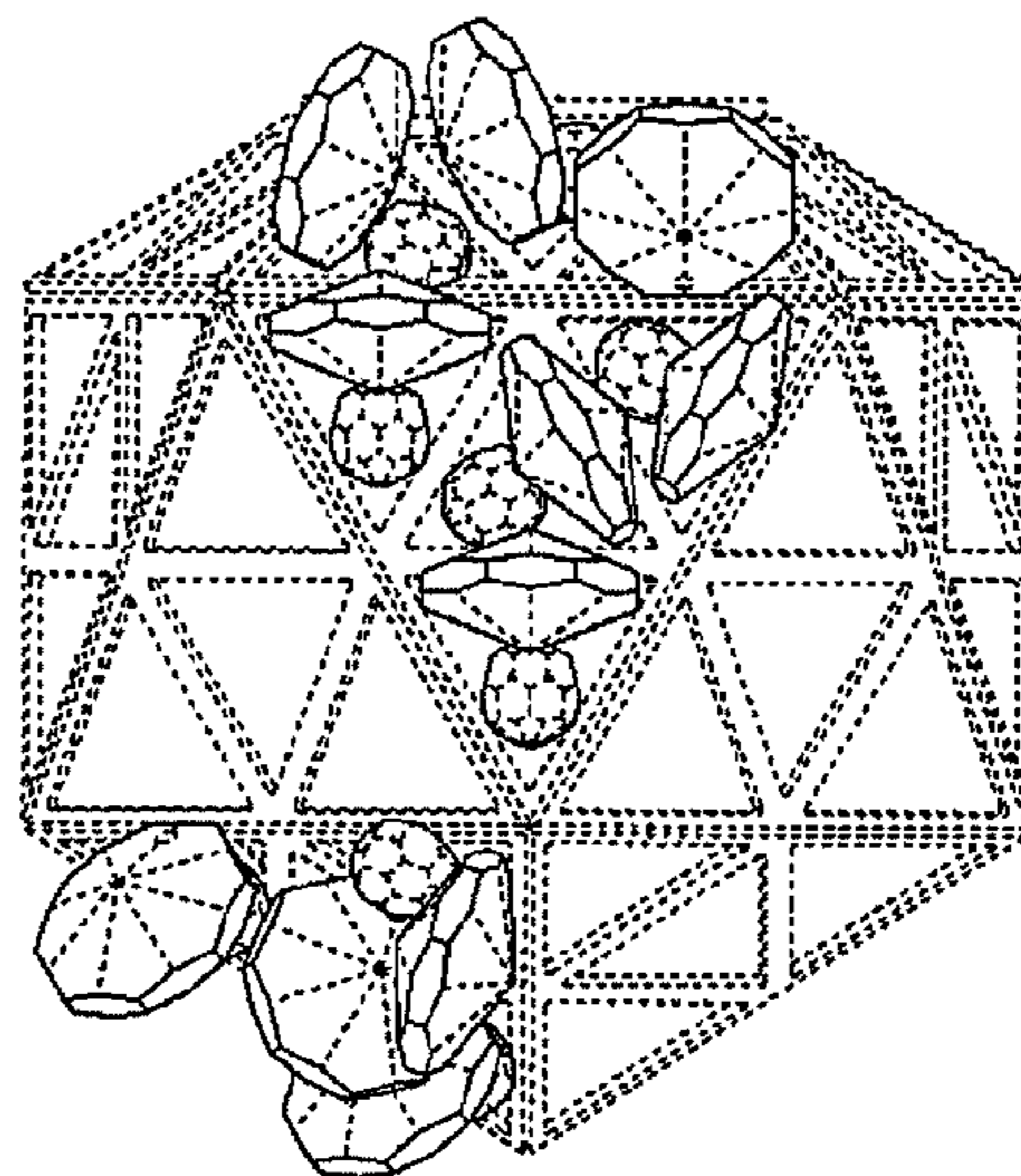
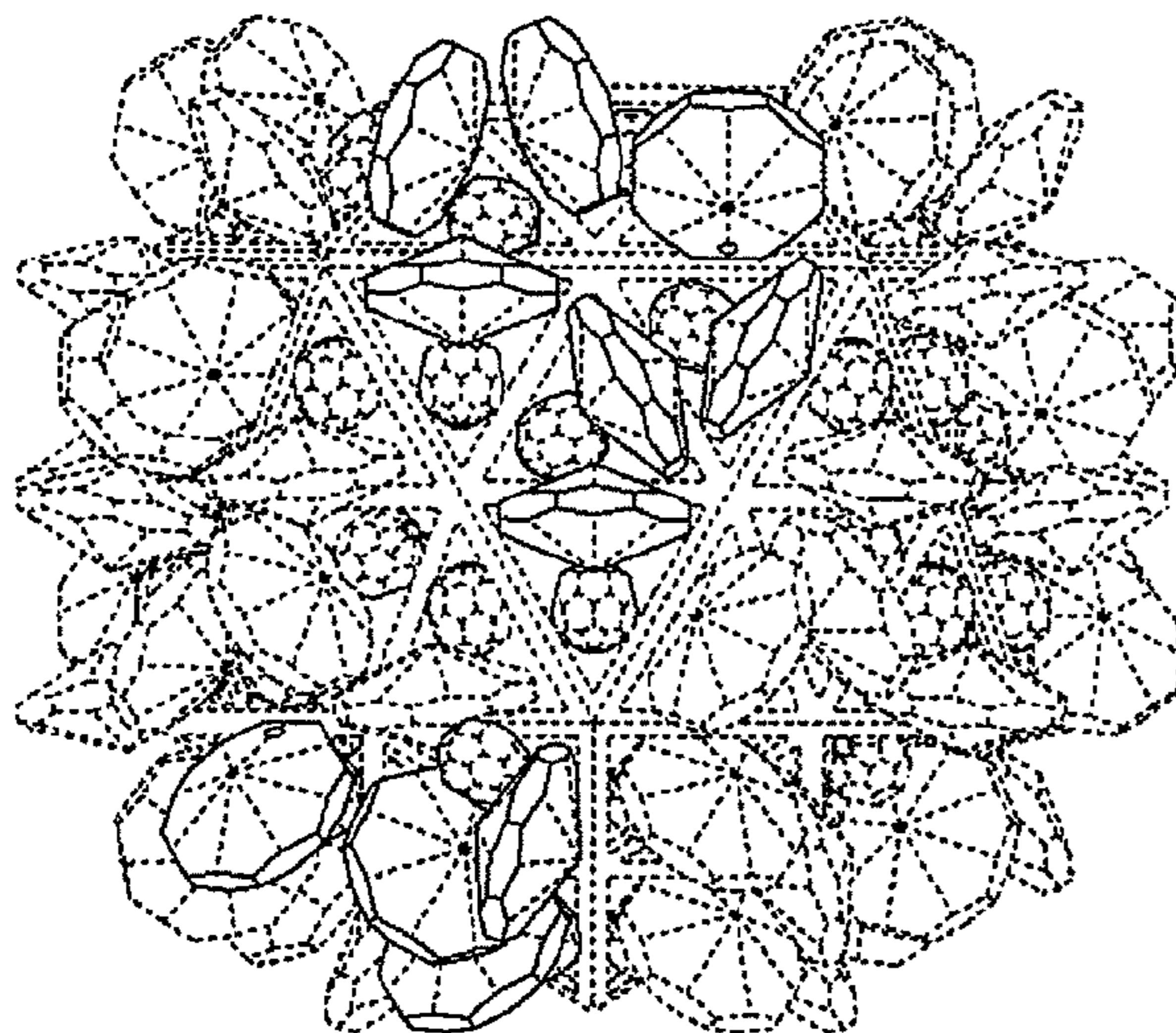
FIG. 4 is a top plan view thereof;

FIG. 5 is a bottom plan view thereof; and,

FIG. 6 is the same view as FIG. 1 with the unclaimed ornaments deleted.

The broken line showing is for illustrative purposes only and forms no part of the claimed invention.

**1 Claim, 6 Drawing Sheets**



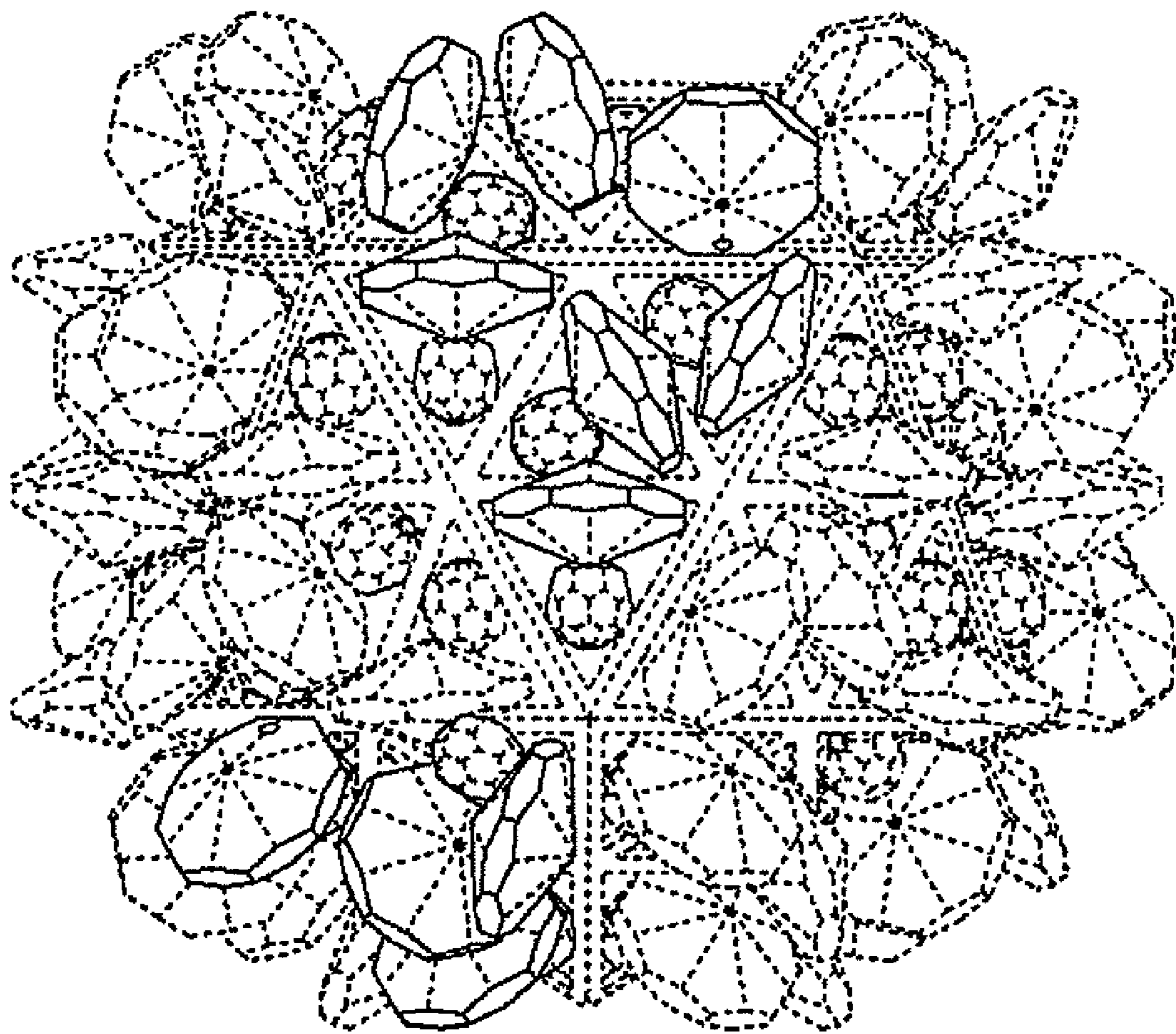


FIG. 1

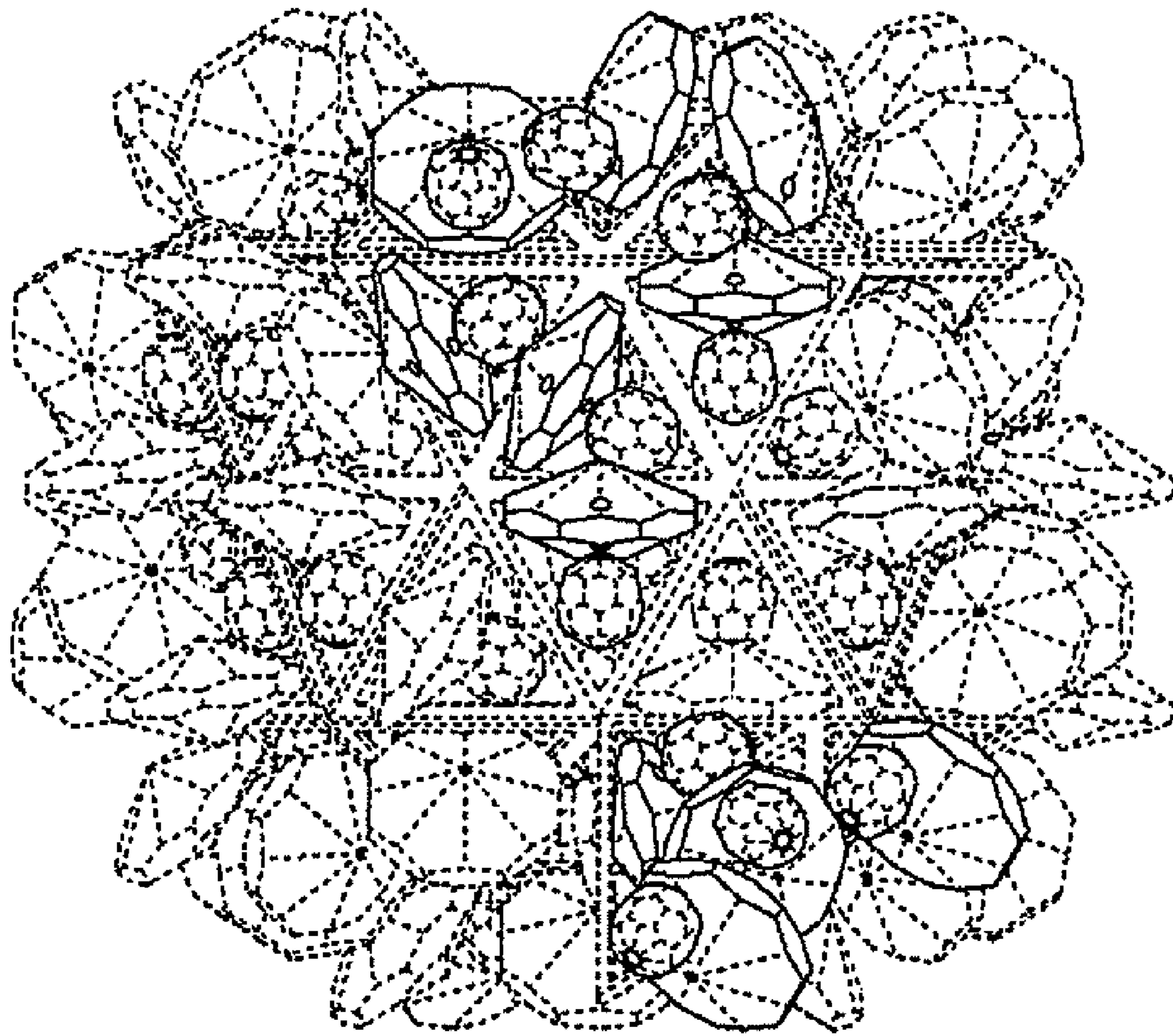


FIG. 2

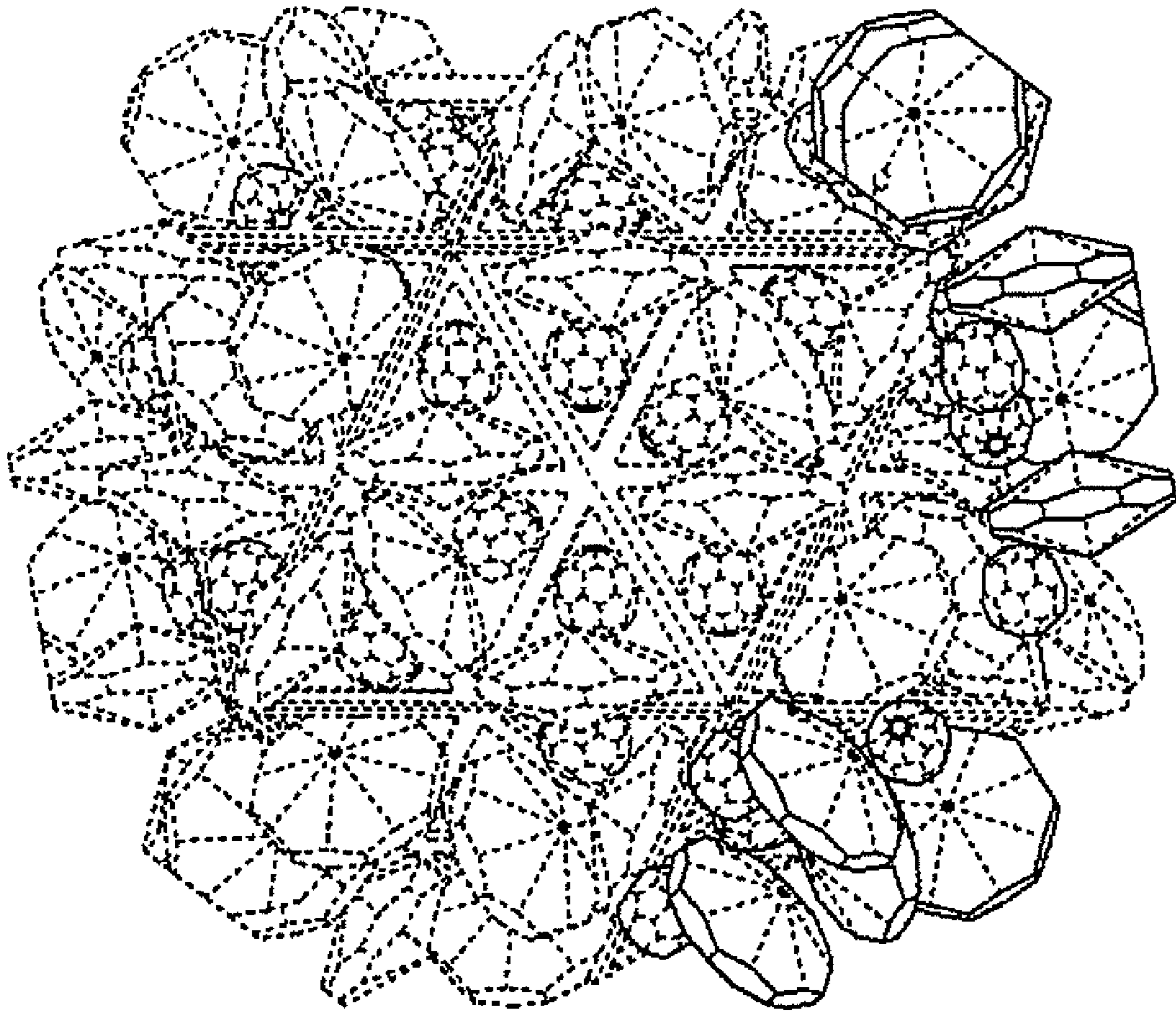


FIG. 3

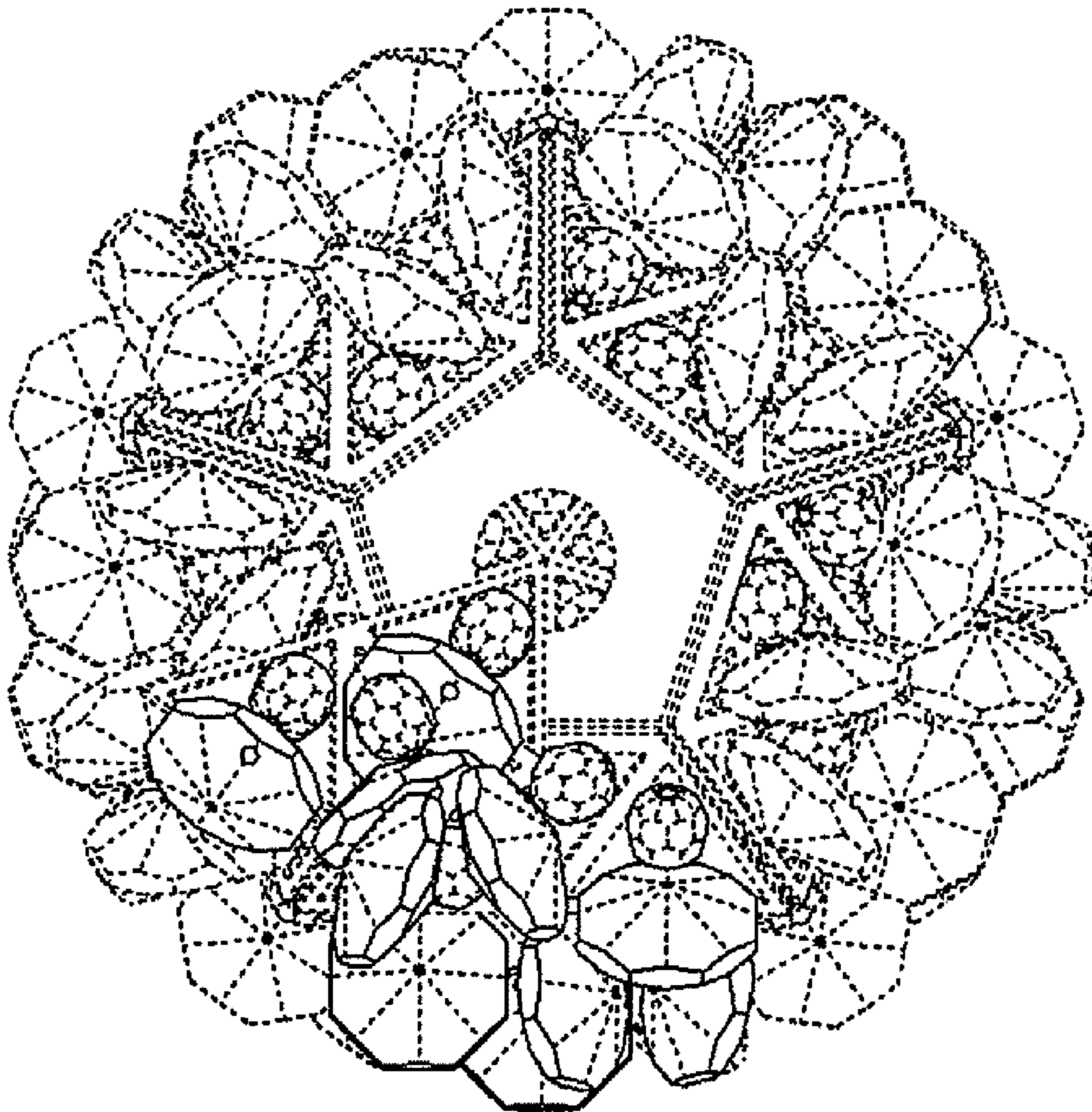


FIG. 4

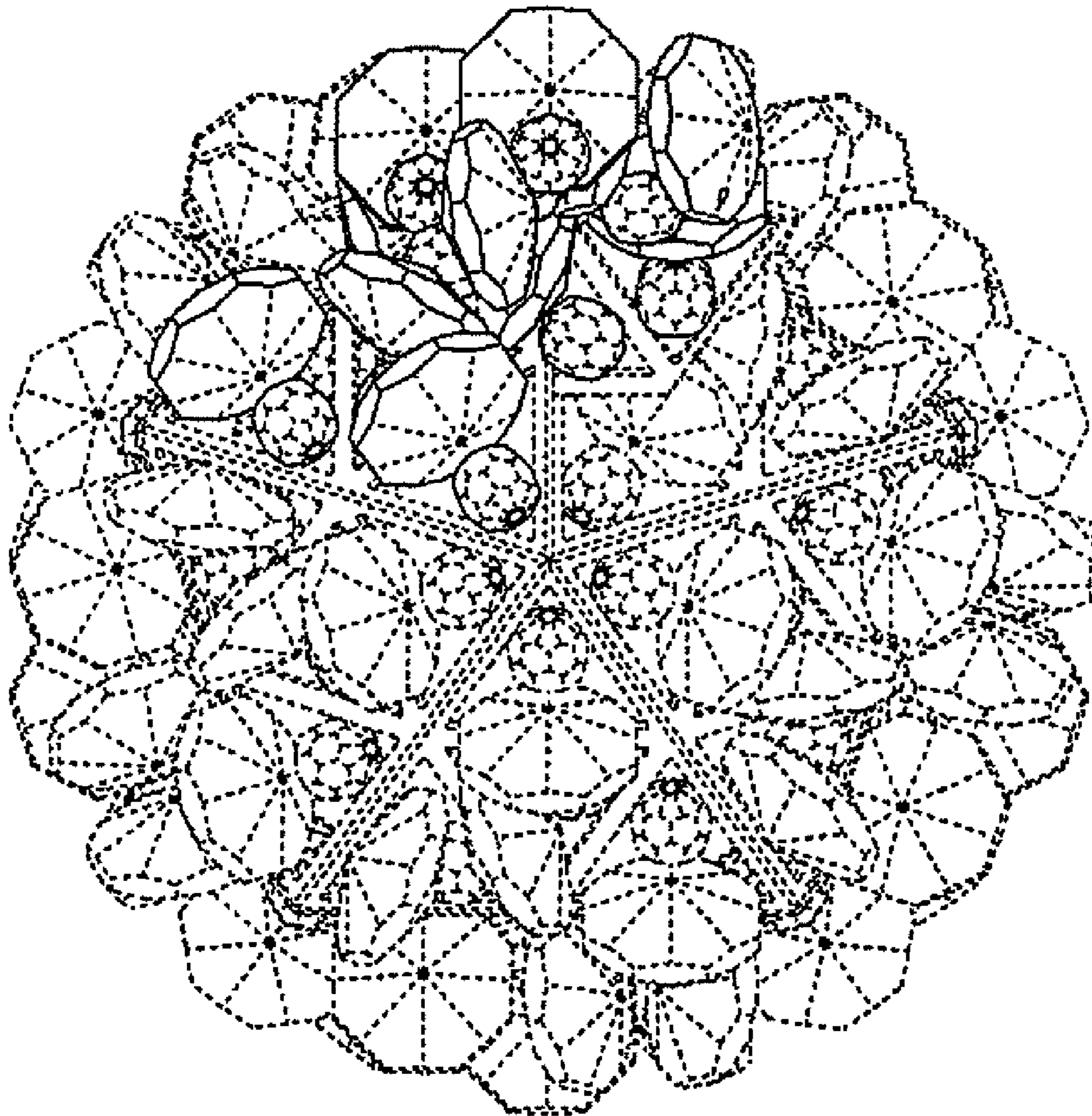


FIG. 5

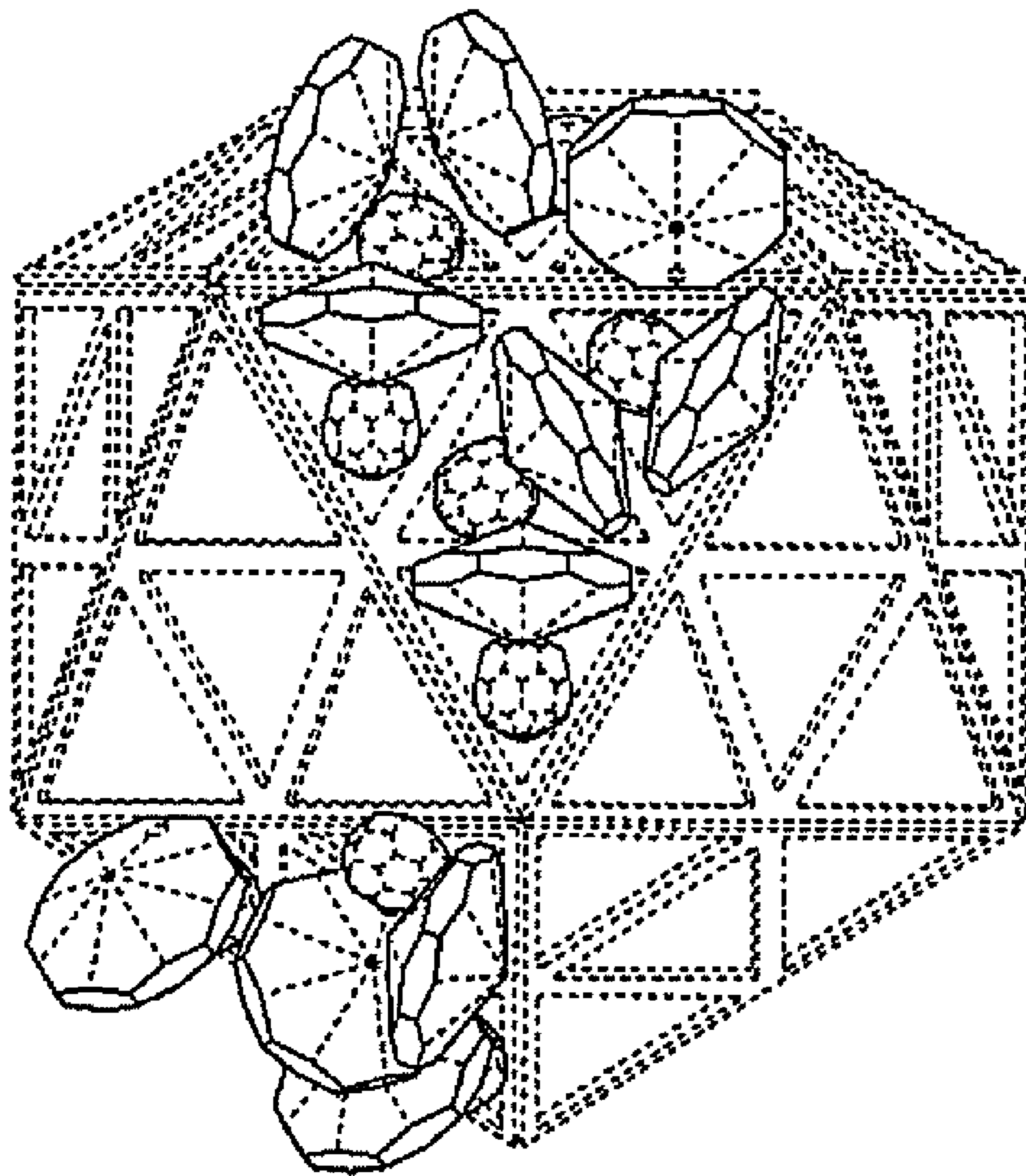


FIG. 6