

US00D566318S

(12) **United States Design Patent**
Quiogue et al.

(10) **Patent No.:** **US D566,318 S**

(45) **Date of Patent:** **** Apr. 8, 2008**

(54) **DECORATIVE FLOODLIGHT LUMINAIRE**

(75) Inventors: **Honesto D. Quiogue**, Florence, KY (US); **Ronald P. Leonard**, Simpsonville, SC (US)

(73) Assignee: **Hubbell Incorporated**, Orange, CT (US)

(**) Term: **14 Years**

(21) Appl. No.: **29/253,004**

(22) Filed: **Feb. 1, 2006**

(51) **LOC (8) Cl.** **26-05**

(52) **U.S. Cl.** **D26/63**

(58) **Field of Classification Search** D26/24,
D26/60-67, 85; 362/285, 287, 418, 419,
362/427, 147, 269, 271, 275, 291, 310, 311,
362/362, 296, 159, 187, 266
See application file for complete search history.

(56) **References Cited**

U.S. PATENT DOCUMENTS

D175,528 S	9/1955	Atkin	
D179,877 S	3/1957	Atkin	
D190,922 S	7/1961	Anthony	
D203,865 S	2/1966	Cooper	
3,254,205 A	5/1966	Cobb	
D241,671 S	9/1976	D'Ercoli et al.	
4,143,413 A	3/1979	Kelly	
D267,516 S	1/1983	Rambusch et al.	
D269,913 S *	7/1983	Johnson et al.	D26/63
D296,829 S *	7/1988	Peppers	D26/63
D297,670 S *	9/1988	Douenias	D26/63
D297,769 S	9/1988	Mann	
D304,861 S *	11/1989	Schmidt	D26/29
D319,891 S *	9/1991	Giese	D26/67
D345,226 S	3/1994	Tsao	
D353,474 S	12/1994	Shyan	

D355,502 S	2/1995	Liao	
D357,992 S	5/1995	Mehaffey	
D360,962 S *	8/1995	Cornell et al.	D26/67
D404,165 S *	1/1999	Vakil	D26/85
D407,836 S	4/1999	Leen	
D432,700 S *	10/2000	Avila et al.	D26/87
D434,515 S	11/2000	McNamara	
6,196,705 B1	3/2001	Finke et al.	
D475,154 S	5/2003	Binsukor	
D482,153 S	11/2003	McNamara	
D524,461 S *	7/2006	Molenaar et al.	D26/26
D545,987 S *	7/2007	Guercio	D26/63

* cited by examiner

Primary Examiner—Clare E Heflin

Assistant Examiner—Barbara Fox

(74) *Attorney, Agent, or Firm*—Jenae C. Avallone; Mark S. Bicks; Alfred N. Goodman

(57) **CLAIM**

The ornamental design for a decorative floodlight luminaire, as shown and described.

DESCRIPTION

FIG. 1 is a front elevational view of the decorative floodlight luminaire of the present design;


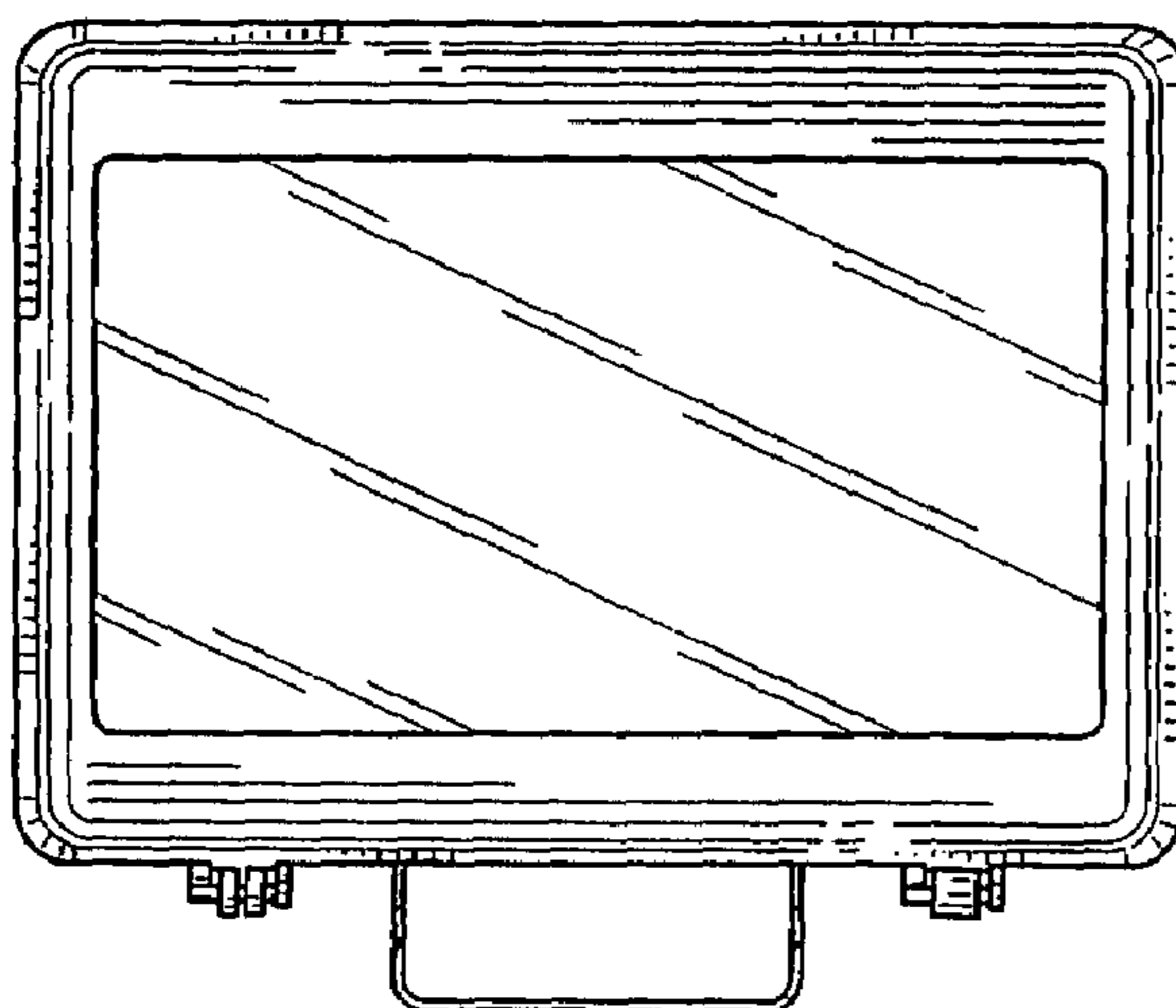
FIG. 2 is a rear elevational view of the decorative floodlight luminaire illustrated in FIG. 1,

FIG. 3 is a top plan view of the decorative floodlight luminaire illustrated in FIGS. 1-2,

FIG. 4 is a bottom plan view of the decorative floodlight luminaire illustrated in FIGS. 1-3; and,

FIG. 5 is a left side elevational view of the decorative floodlight luminaire illustrated in FIGS. 1-4, with the right side elevational view of the decorative floodlight luminaire being the mirror image of the design illustrated in FIG. 5.

1 Claim, 2 Drawing Sheets



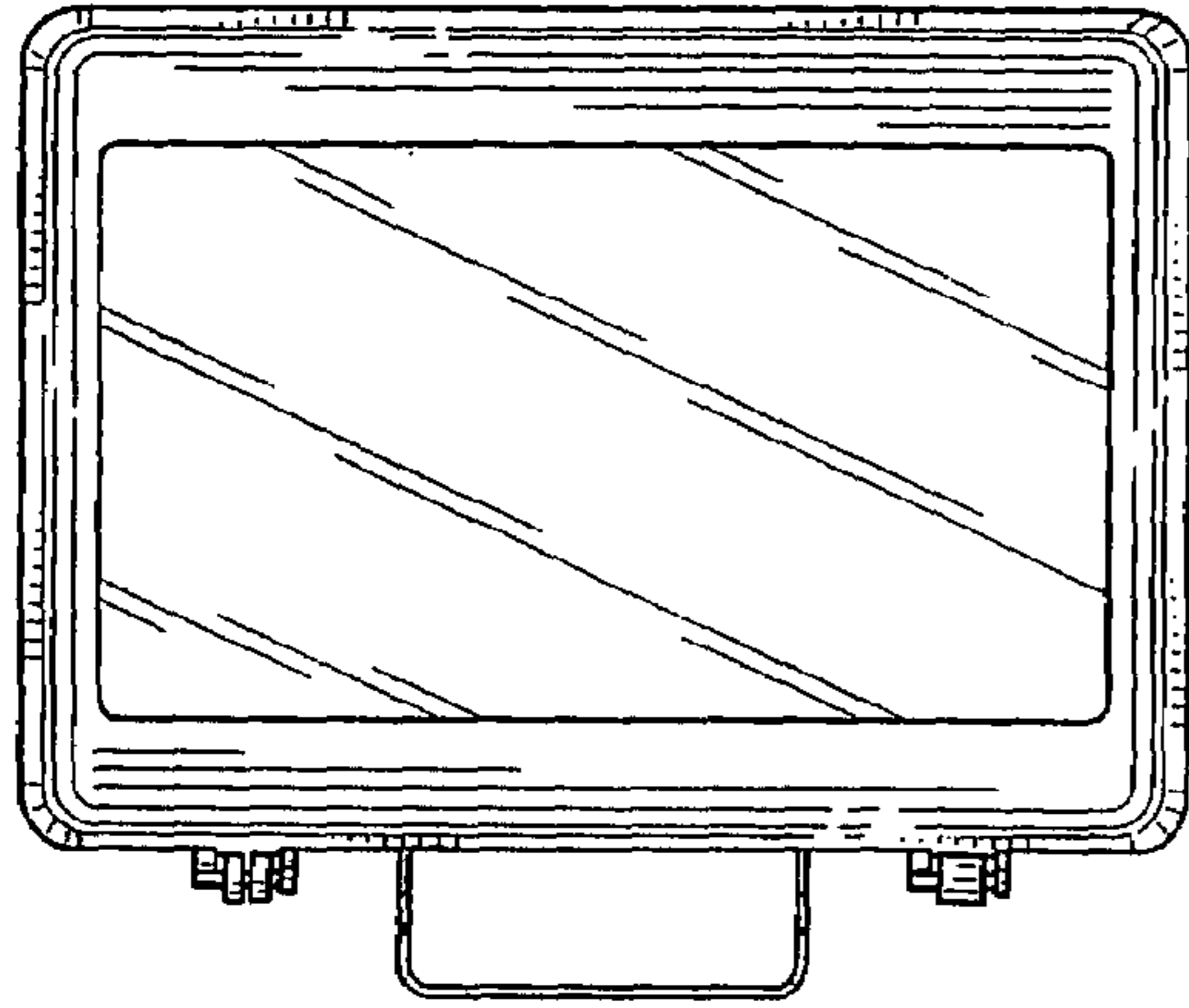


FIG. 1

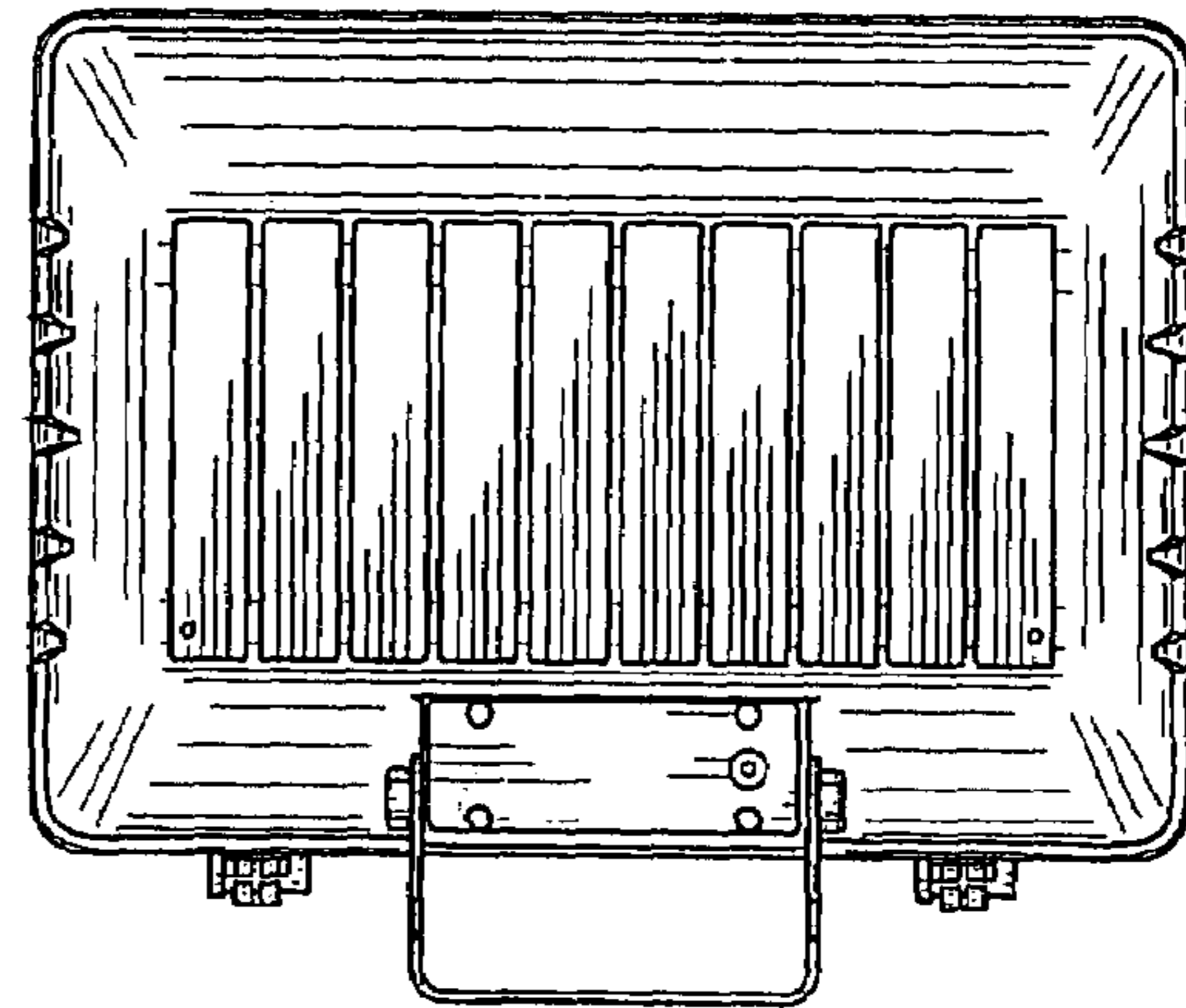


FIG. 2

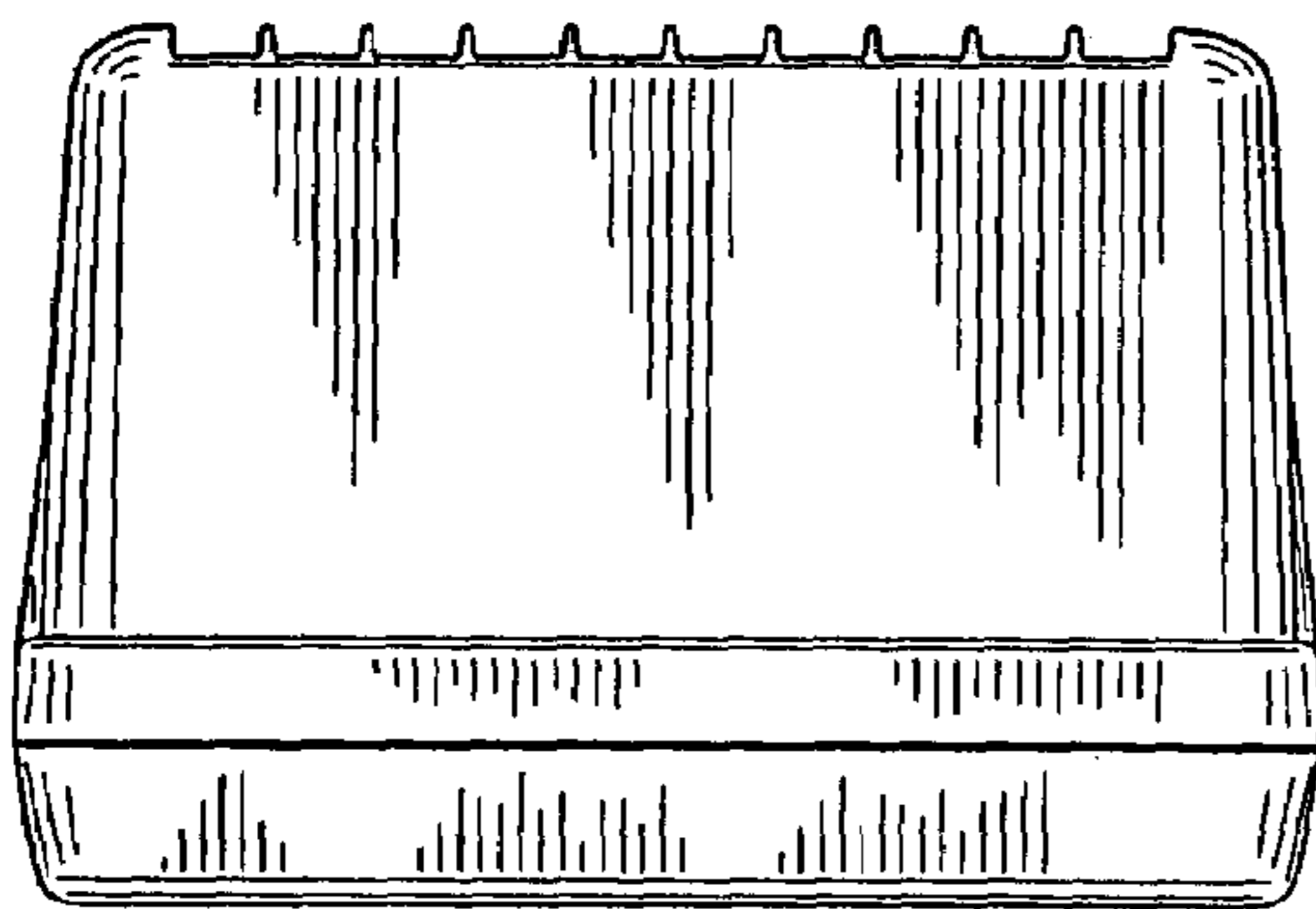


FIG. 3

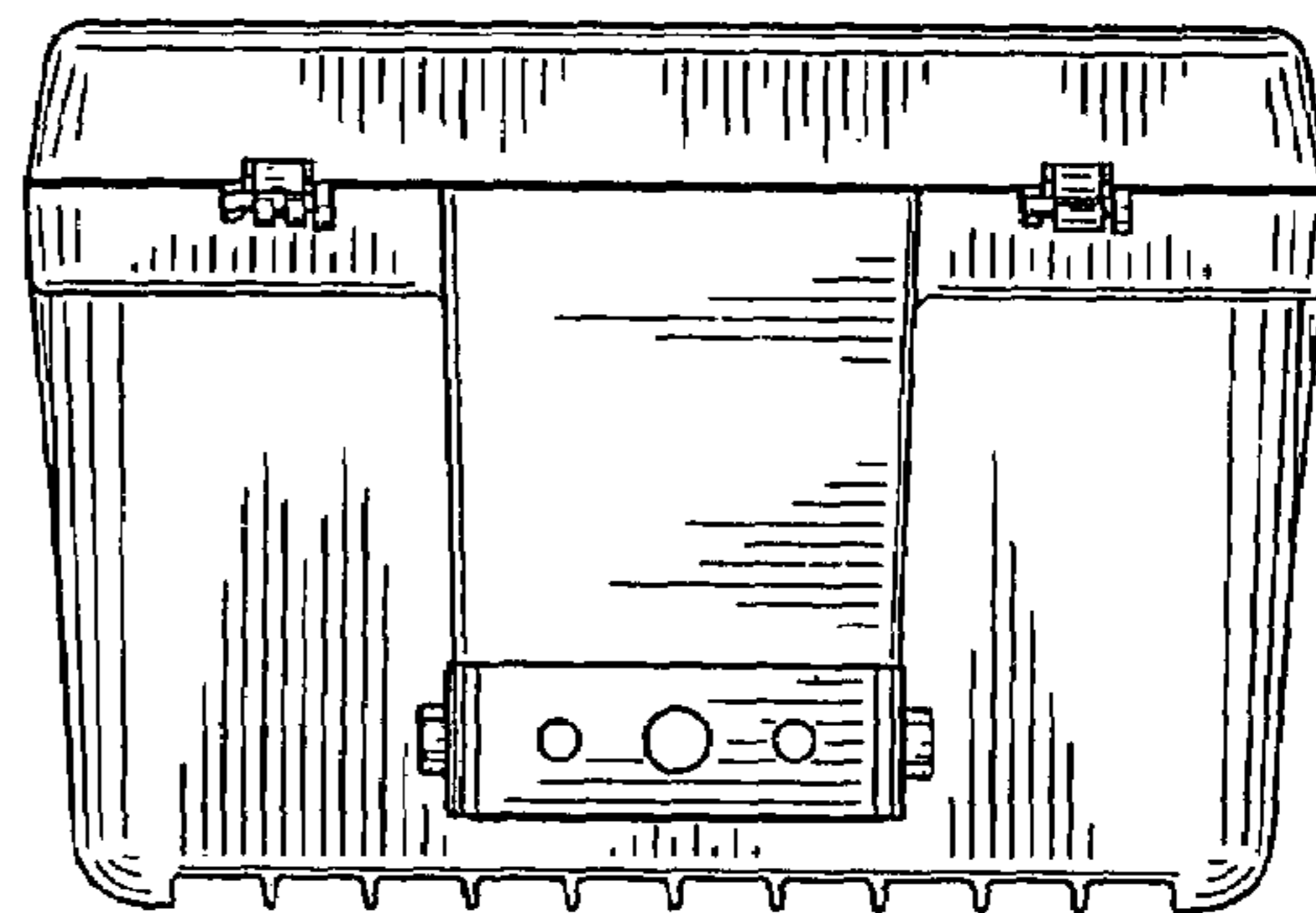


FIG. 4

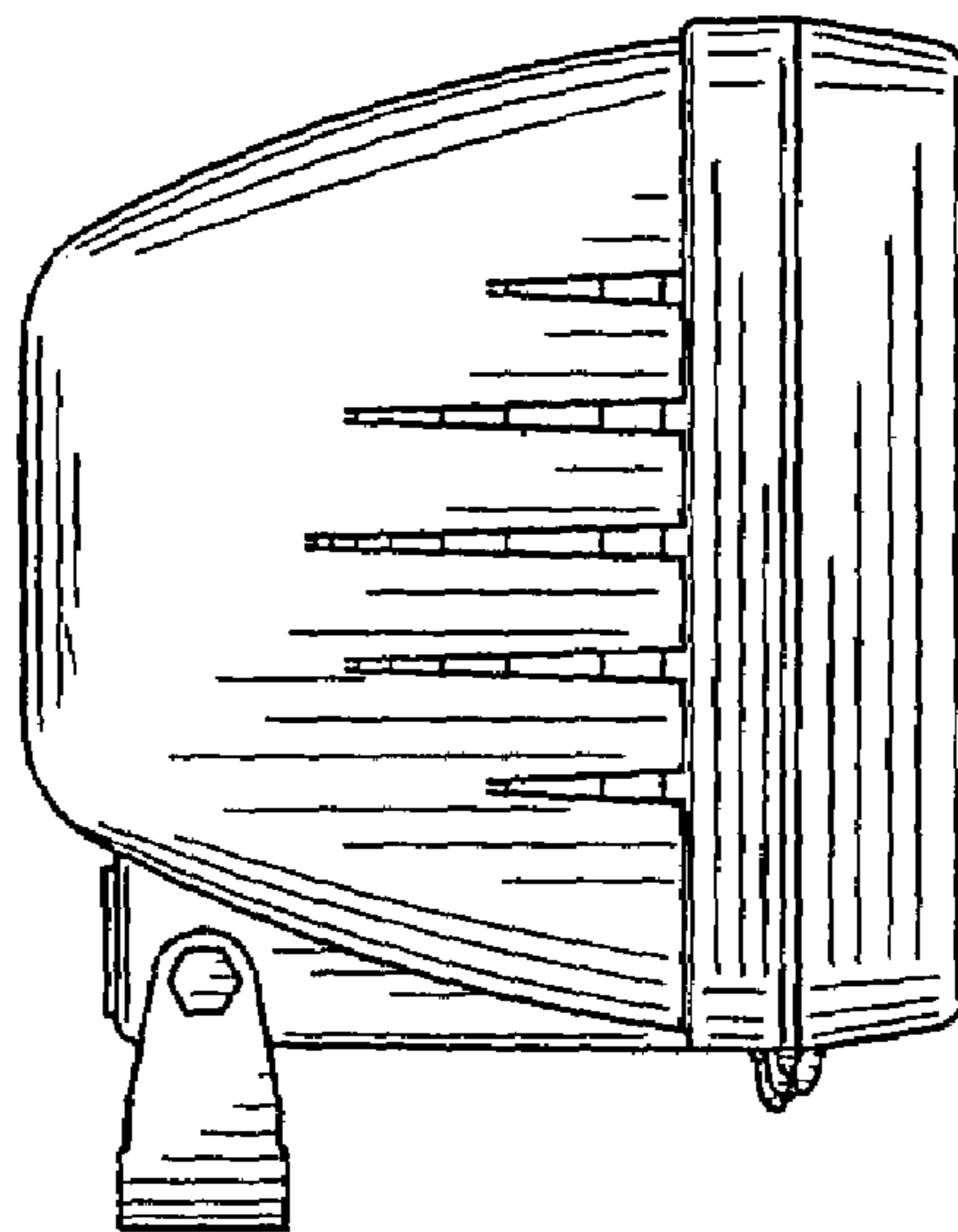


FIG. 5