



US00D566297S

(12) **United States Design Patent** (10) **Patent No.:** **US D566,297 S**
Lynch et al. (45) **Date of Patent:** **** Apr. 8, 2008**

(54) **DOOR FACING** D495,061 S * 8/2004 Lynch et al. D25/48

(75) Inventors: **Steven K. Lynch**, St. Charles, IL (US);
Jason M. Walsh, Batavia, IL (US);
Mark A. Ruggie, Franklin Park, IL (US)

* cited by examiner

Primary Examiner—Doris Clark
(74) *Attorney, Agent, or Firm*—Berenato, White & Stavish

(73) Assignee: **Masonite Corporation**, Tampa, FL (US)

(57) **CLAIM**

The ornamental design for a door facing, as shown and described.

(**) Term: **14 Years**

(21) Appl. No.: **29/274,187**

DESCRIPTION

(22) Filed: **Apr. 3, 2007**

(51) **LOC (8) Cl.** **25-02**

(52) **U.S. Cl.** **D25/48; D25/138**

(58) **Field of Classification Search** D25/48,
D25/49, 138; 52/455, 456, 311, 311.2, 764,
52/784.1, 630, 311.3, 782.1, 313, 457, 458,
52/474, 475.1, 778, 507, 779; 49/504, 501,
49/DIG. 2; 428/45

FIG. 1 is a front perspective view of our design;
FIG. 2 is a front elevational view;
FIG. 3 is a rear elevational view;
FIG. 4 is a top plan view;
FIG. 5 is a bottom plan view;
FIG. 6 is a cross sectional view taken along the line 6—6 of FIG. 2 and viewed in the direction of the arrows;
FIG. 7 is an enlarged fragmentary cross sectional view taken from FIG. 6;
FIG. 8 is a left side elevation view;
FIG. 9 is a right side elevation view; and,
FIG. 10 is a cross sectional view taken along the line 10—10 of FIG. 2 and viewed in the direction of the arrows.

See application file for complete search history.

(56) **References Cited**

U.S. PATENT DOCUMENTS

934,530	A *	9/1909	Holzer	49/456
D370,269	S *	5/1996	Schafernak	D25/48
D389,922	S *	1/1998	Lee	D25/53
6,615,558	B2 *	9/2003	Libby et al.	52/455

1 Claim, 5 Drawing Sheets





Fig. 1



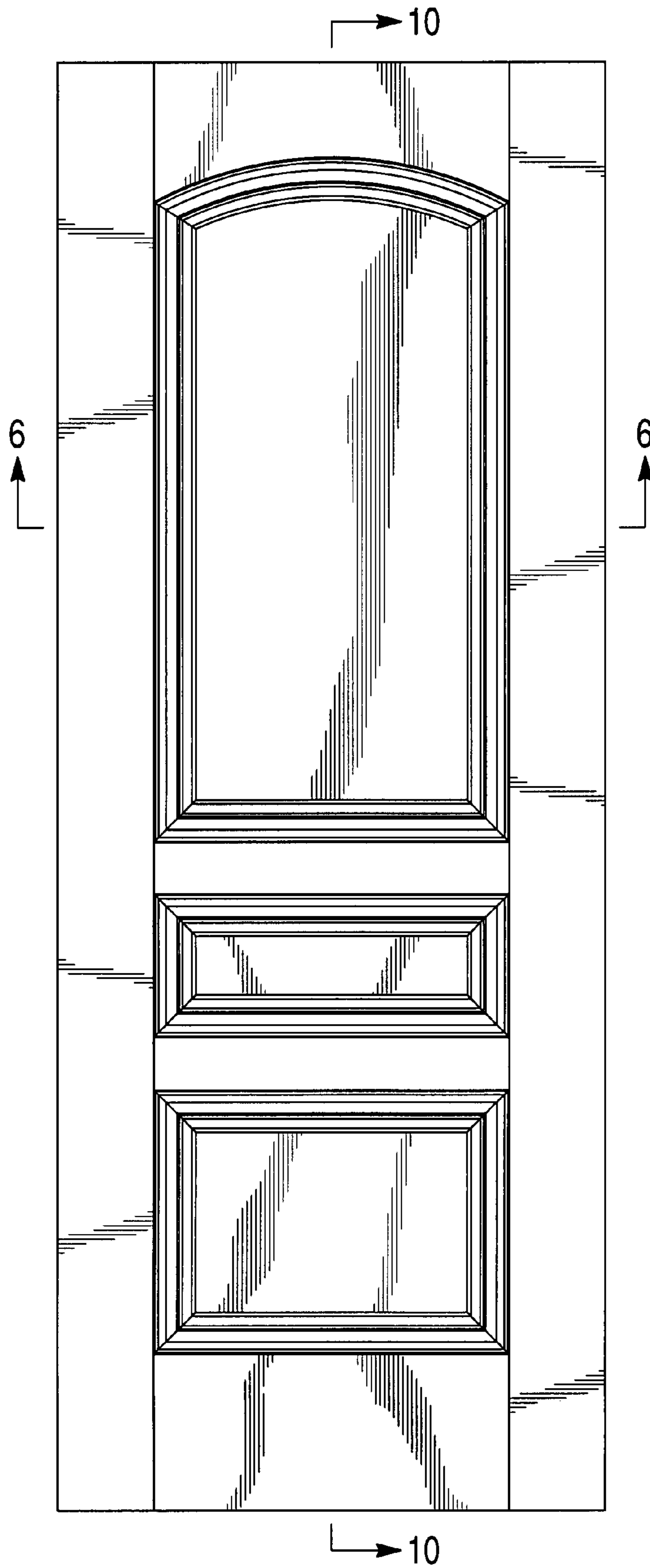


Fig. 2

Fig. 3




Fig. 4



Fig. 5



Fig. 6

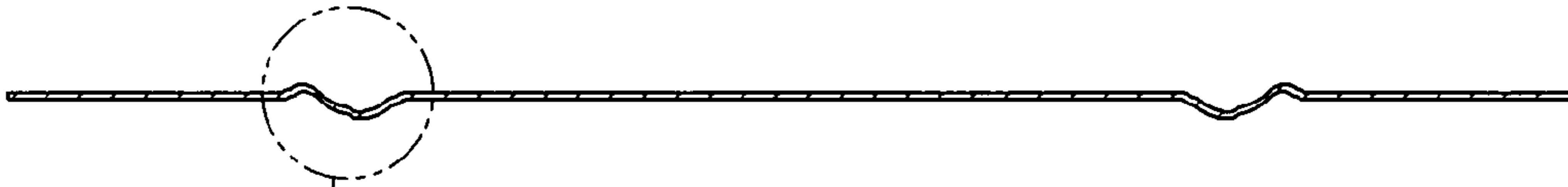


Fig. 7

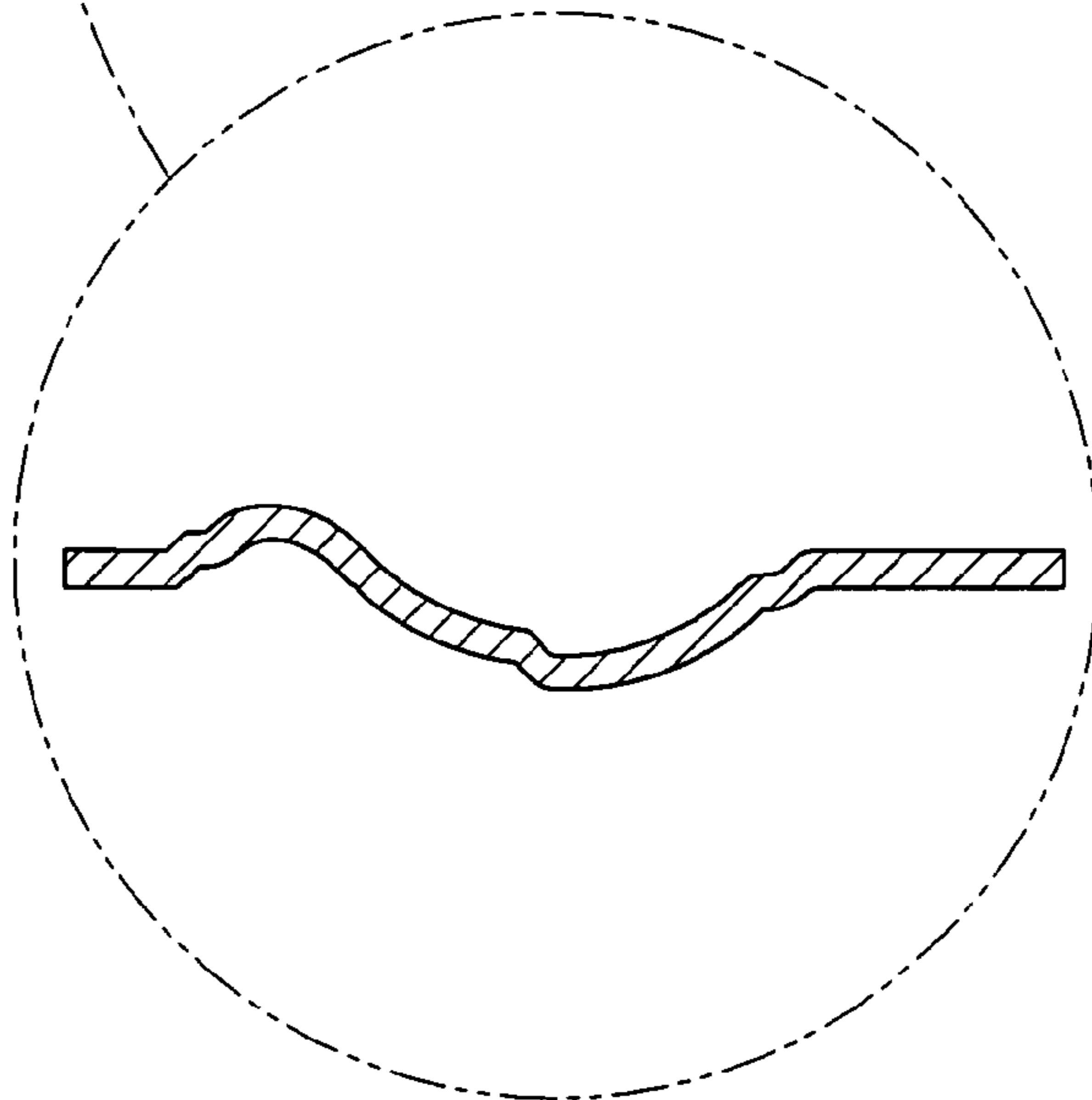


Fig. 8



Fig. 9



Fig. 10

