

US00D566296S

(12) **United States Design Patent**
Walsh et al.

(10) **Patent No.:** **US D566,296 S**

(45) **Date of Patent:** **** Apr. 8, 2008**

(54) **DOOR FACING**

6,479,128 B1 * 11/2002 Schafernak et al. 428/106
D529,190 S * 9/2006 Walsh et al. D25/48

(75) Inventors: **Jason M. Walsh**, Batavia, IL (US);
Steven K. Lynch, St. Charles, IL (US);
Mark A. Ruggie, Franklin Park, IL
(US)

* cited by examiner

Primary Examiner—Doris Clark

(74) *Attorney, Agent, or Firm*—Berenato, White & Stavish

(73) Assignee: **Masonite Corporation**, Tampa, FL
(US)

(57) **CLAIM**

(**) Term: **14 Years**

The ornamental design for a door facing, as shown and described.

(21) Appl. No.: **29/273,612**

(22) Filed: **Mar. 9, 2007**

DESCRIPTION

(51) **LOC (8) Cl.** **25-02**

FIG. 1 is a front elevational view of our design;

(52) **U.S. Cl.** **D25/48; D25/138**

FIG. 2 is an enlarged fragmentary view taken along line 2—2 of FIG. 1.

(58) **Field of Classification Search** D25/48,
D25/49, 138; 52/455, 456, 311, 311.2, 764,
52/784.1, 630, 311.3, 782.1, 313, 457, 458,
52/474, 475.1, 778, 507, 779; 49/504, 501,
49/DIG. 2; 428/45

FIG. 3 is a cross-sectional view taken along the line 3—3 of FIG. 1;

FIG. 4 is a rear elevational view;

See application file for complete search history.

FIG. 5 is a right side elevational view with the left side elevational view being a mirror image thereof;

(56) **References Cited**

FIG. 6 is a top plan view; and,

FIG. 7 is a bottom view.

U.S. PATENT DOCUMENTS

4,546,585 A * 10/1985 Governale 52/309.11

1 Claim, 3 Drawing Sheets




Fig. 1



Fig. 2



Fig. 3



Fig. 4

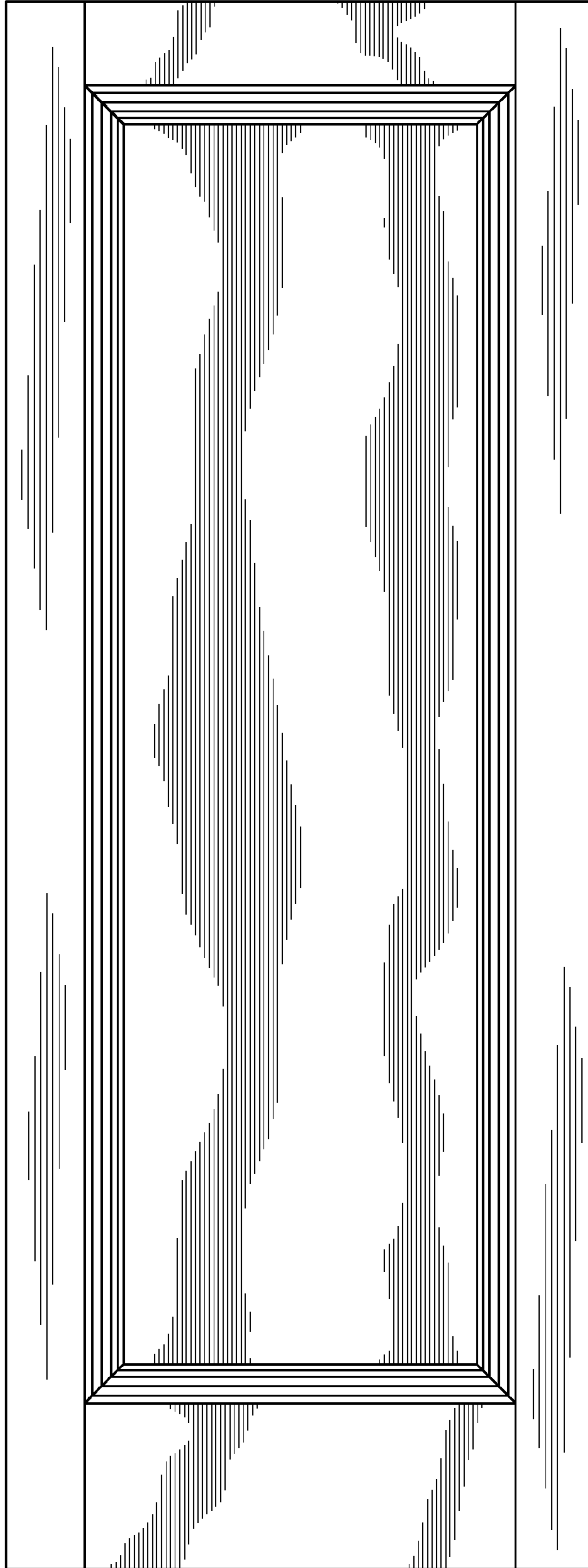


Fig. 5

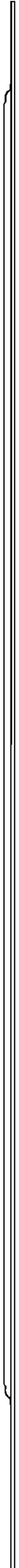


Fig. 6




Fig. 7

