

US00D566294S

(12) **United States Design Patent**
Walsh et al.

(10) **Patent No.:** **US D566,294 S**

(45) **Date of Patent:** **** Apr. 8, 2008**

(54) **DOOR FACING**

(75) Inventors: **Jason M. Walsh**, Batavia, IL (US);
Steven K. Lynch, St. Charles, IL (US);
Mark A. Ruggie, Franklin Park, IL
(US)

(73) Assignee: **Masonite Corporation**, Tampa, FL
(US)

(**) Term: **14 Years**

(21) Appl. No.: **29/273,610**

(22) Filed: **Mar. 9, 2007**

(51) **LOC (8) Cl.** **25-02**

(52) **U.S. Cl.** **D25/48; D25/138**

(58) **Field of Classification Search** D25/48,
D25/49, 138; 52/455, 456, 311, 311.2, 764,
52/784.1, 630, 311.3, 782.1, 313, 457, 458,
52/474, 475.1, 778, 507, 779, 473; 49/504,
49/501, DIG. 2, 73.1; 428/45

See application file for complete search history.

(56) **References Cited**

U.S. PATENT DOCUMENTS

934,530 A * 9/1909 Holzer 49/456
D370,269 S * 5/1996 Schafernak D25/48
D389,922 S * 1/1998 Lee D25/53

6,615,558 B2 * 9/2003 Libby et al. 52/455
D495,061 S * 8/2004 Lynch et al. D25/48
6,865,846 B2 * 3/2005 Hsu 49/74.1

* cited by examiner

Primary Examiner—Doris Clark

(74) *Attorney, Agent, or Firm*—Berenato, White & Stavish

(57) **CLAIM**

The ornamental design for a door facing, as shown and described.

DESCRIPTION

FIG. 1 is a front elevational view of our design;

FIG. 2 is an enlarged fragmentary view taken along line 2—2 of FIG. 1.

FIG. 3 is an enlarged fragmentary view taken along line 3—3 of FIG. 1.

FIG. 4 is a cross-sectional view taken along the line 4—4 of FIG. 1;

FIG. 5 is a rear elevational view;

FIG. 6 is a left side elevational with the right side being a mirror image thereof;

FIG. 7 is a top plan view; and,

FIG. 8 is a bottom plan view.

1 Claim, 3 Drawing Sheets

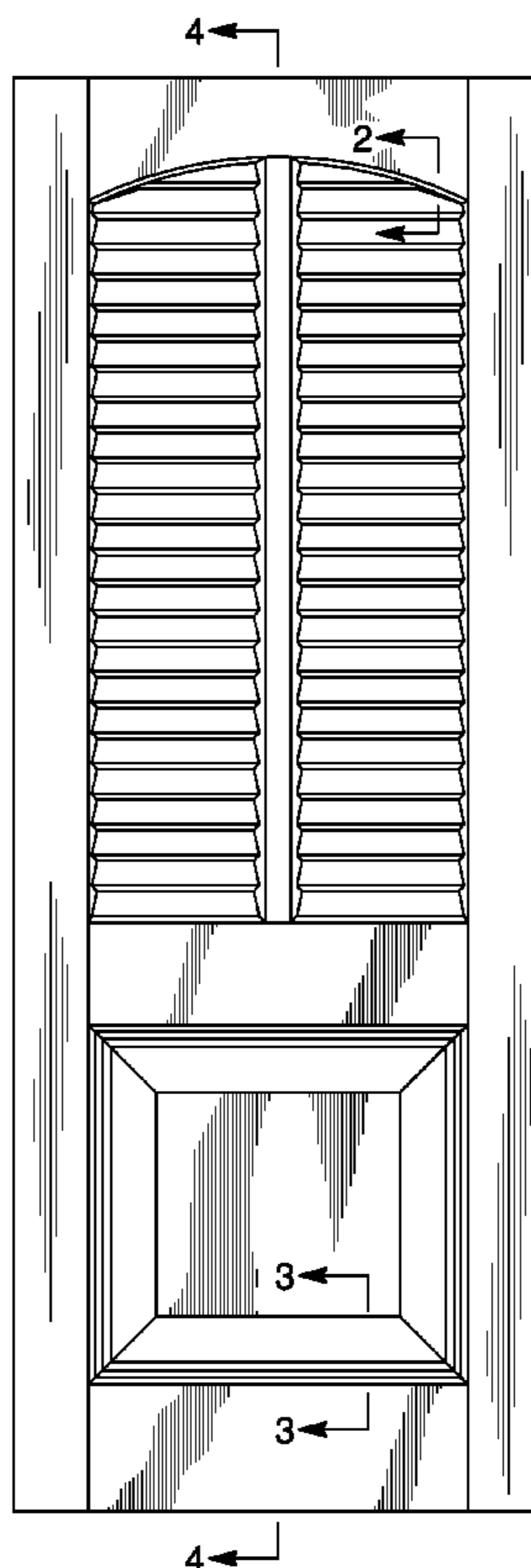


Fig. 1

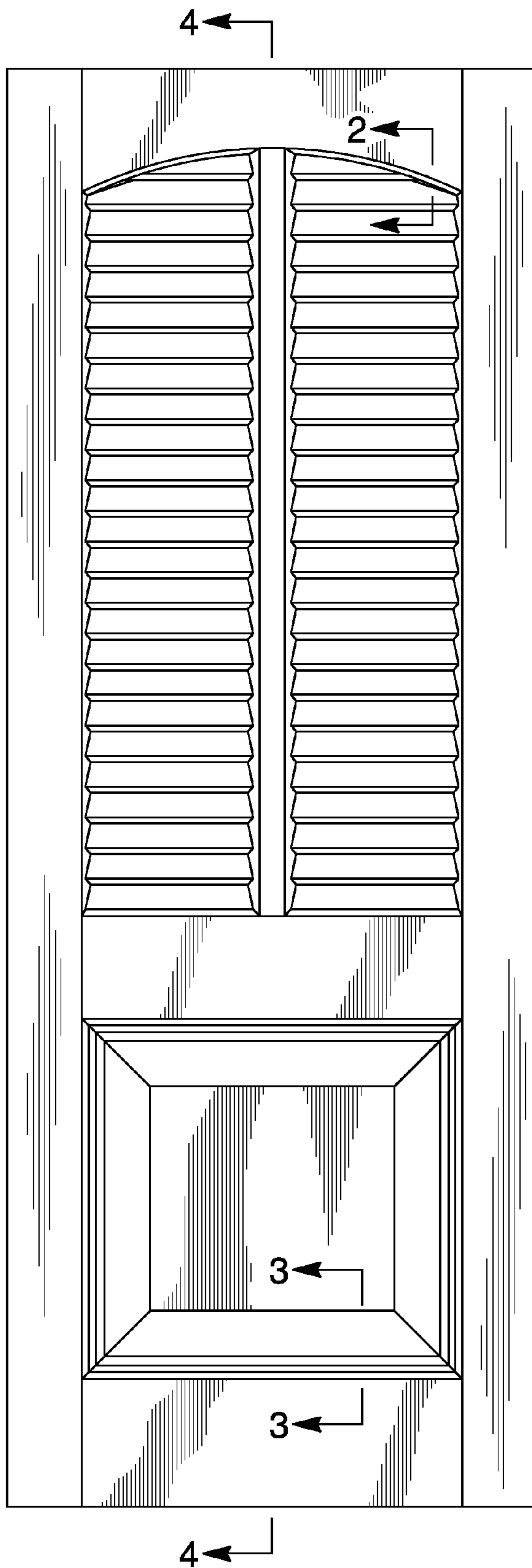


Fig. 2



Fig. 3

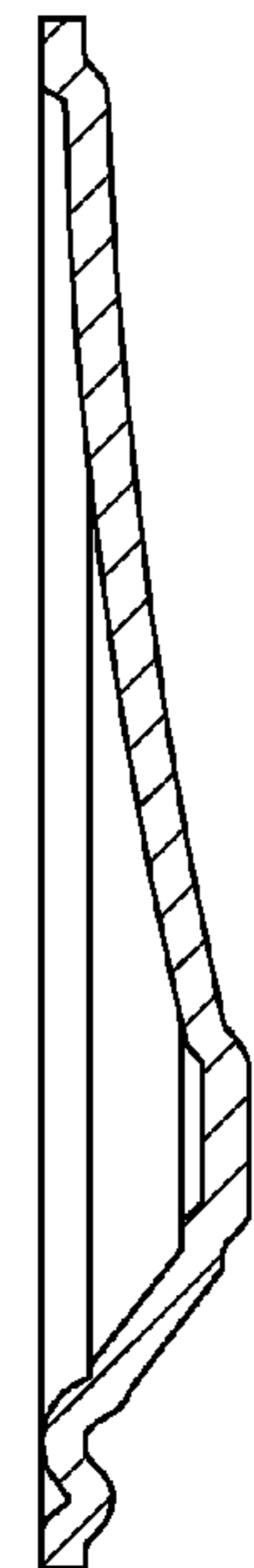


Fig. 4



Fig. 5

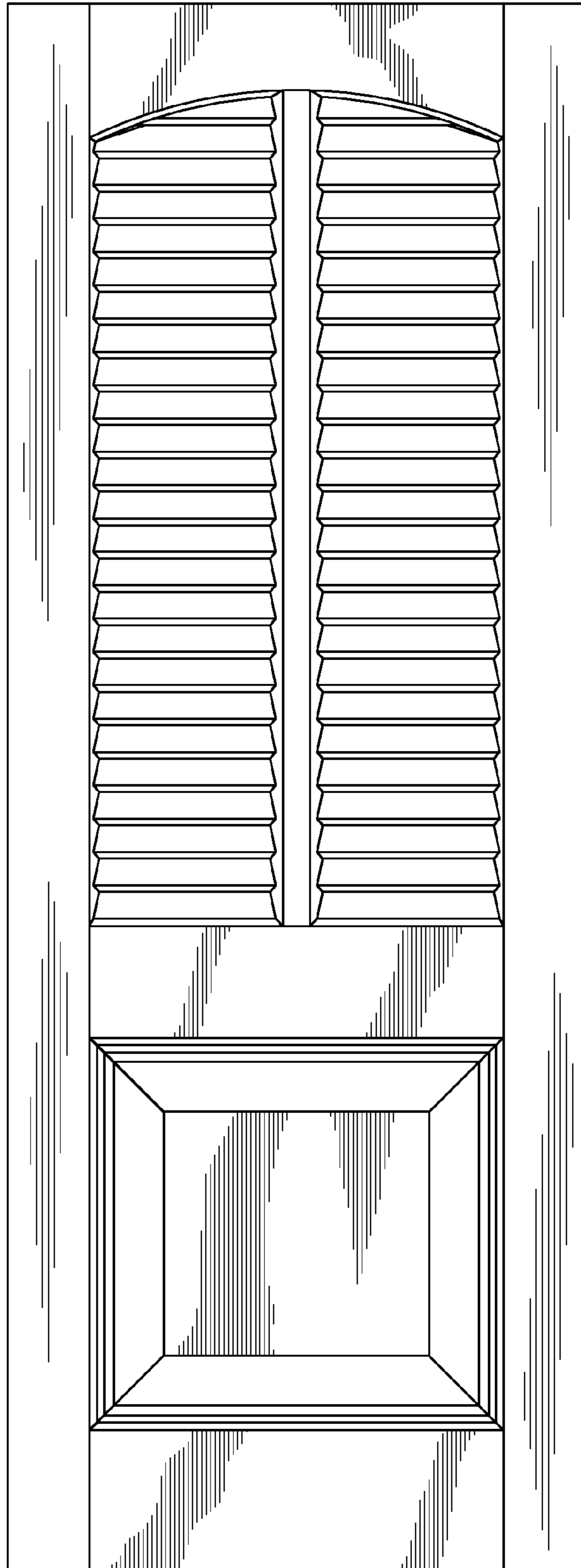


Fig. 6



Fig. 7




Fig. 8

