



US00D566285S

(12) **United States Design Patent** (10) **Patent No.:** **US D566,285 S**
Park (45) **Date of Patent:** **** Apr. 8, 2008**

(54) **TRIANGULAR PATCH**

(76) Inventor: **Jae-Heung Park**, Kunyoung Apt.
101-1406, Hwado-eup, Namyangiu,
Gyeonggi-do (KR)

(**) Term: **14 Years**

(21) Appl. No.: **29/282,724**

(22) Filed: **Jul. 27, 2007**

(30) **Foreign Application Priority Data**

Jan. 29, 2007 (KR) 30-2007-0004157

(51) **LOC (8) Cl.** **24-01**

(52) **U.S. Cl.** **D24/187**

(58) **Field of Classification Search** D24/167,
D24/168, 187, 182; 439/729; 600/382-384,
600/391-394, 396-397, 372; 607/148-149,
607/152

See application file for complete search history.

(56) **References Cited**

U.S. PATENT DOCUMENTS

D240,166	S	*	6/1976	Cartmel et al.	D24/187
D243,476	S	*	2/1977	Avery	D24/187
4,319,579	A	*	3/1982	Cartmell	600/392
4,331,153	A	*	5/1982	Healy	600/392
D272,943	S	*	3/1984	Stone et al.	D24/187
4,539,996	A	*	9/1985	Engel	600/392
4,832,036	A	*	5/1989	Cartmell	600/396
D327,739	S	*	7/1992	Anderson	D24/168
D366,317	S	*	1/1996	Axelgaard	D24/168

D367,108	S	*	2/1996	Axelgaard	D24/168
D369,667	S	*	5/1996	Vincentis et al.	D24/187
D378,614	S	*	3/1997	Jensen	D24/187
D385,037	S	*	10/1997	Jensen	D24/187
D409,752	S	*	5/1999	Bishay et al.	D24/187
D457,634	S	*	5/2002	Rouns et al.	D24/168
D458,376	S	*	6/2002	Rouns et al.	D24/168
D477,085	S	*	7/2003	Sanfilippo	D24/187
D478,173	S	*	8/2003	Nielsen	D24/187
D478,668	S	*	8/2003	Epstein	D24/187

* cited by examiner

Primary Examiner—Robert A. Delehanty

Assistant Examiner—Mark Cavanna

(74) *Attorney, Agent, or Firm*—Cantor Colburn LLP

(57) **CLAIM**

I claim, the ornamental design for a triangular patch, as shown and described.

DESCRIPTION

FIG. 1 is a perspective view of a triangular patch, showing my new design;

FIG. 2 is a front view thereof;

FIG. 3 is a rear view thereof;

FIG. 4 is a left side view thereof;

FIG. 5 is a right side view thereof;

FIG. 6 is a top plan view thereof; and,

FIG. 7 is a bottom plan view thereof.

1 Claim, 7 Drawing Sheets

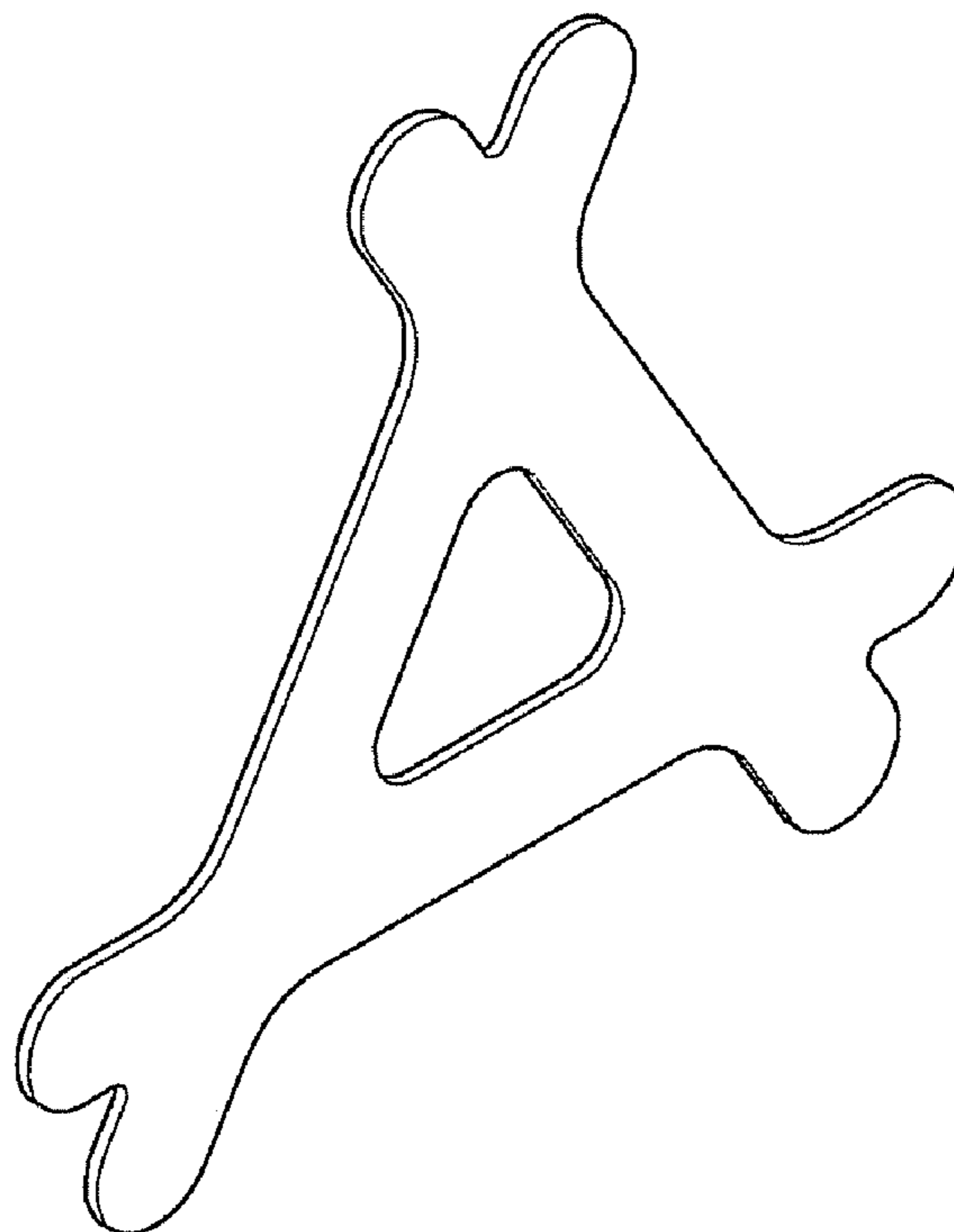


FIG. 1

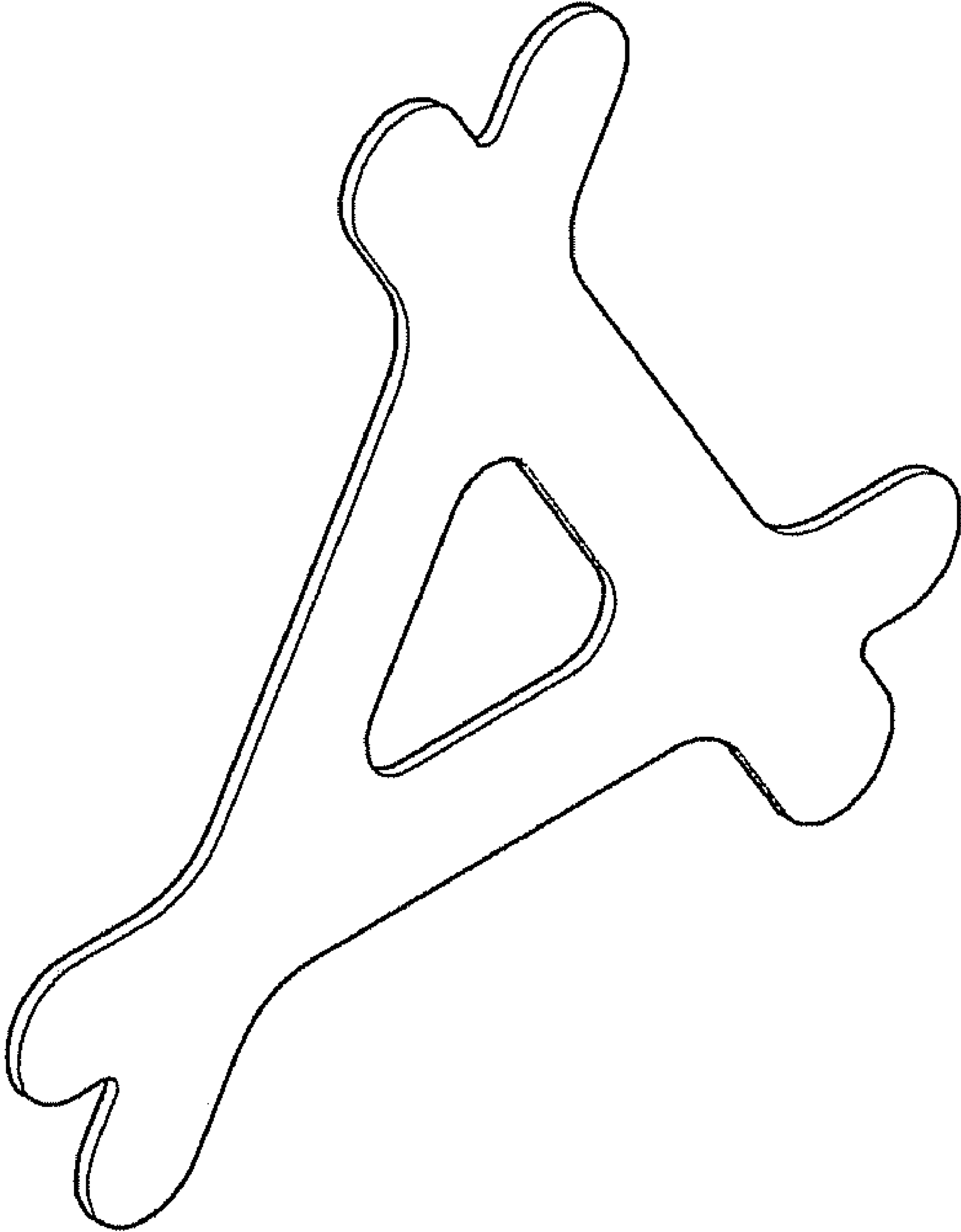


FIG. 2

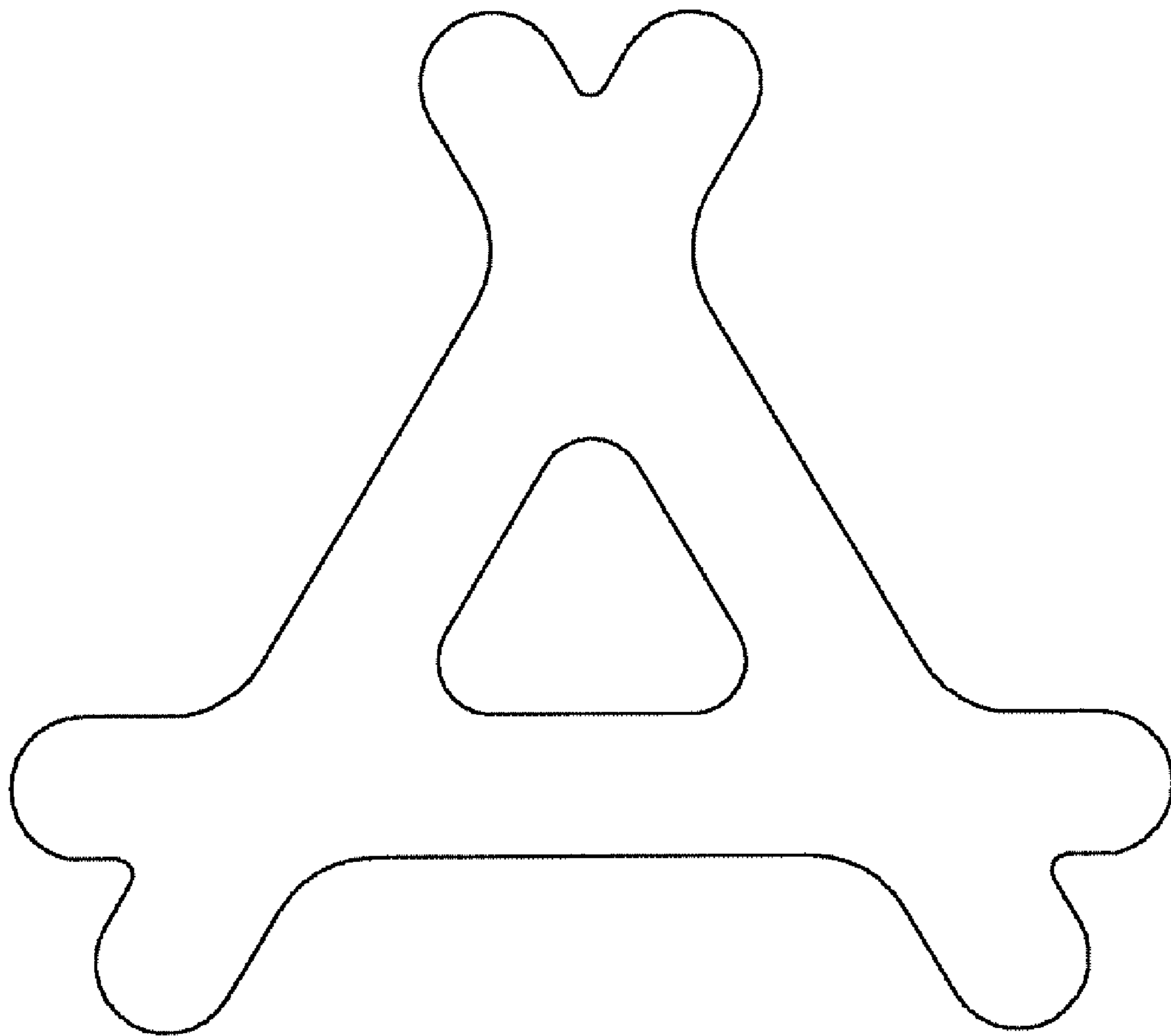


FIG. 3

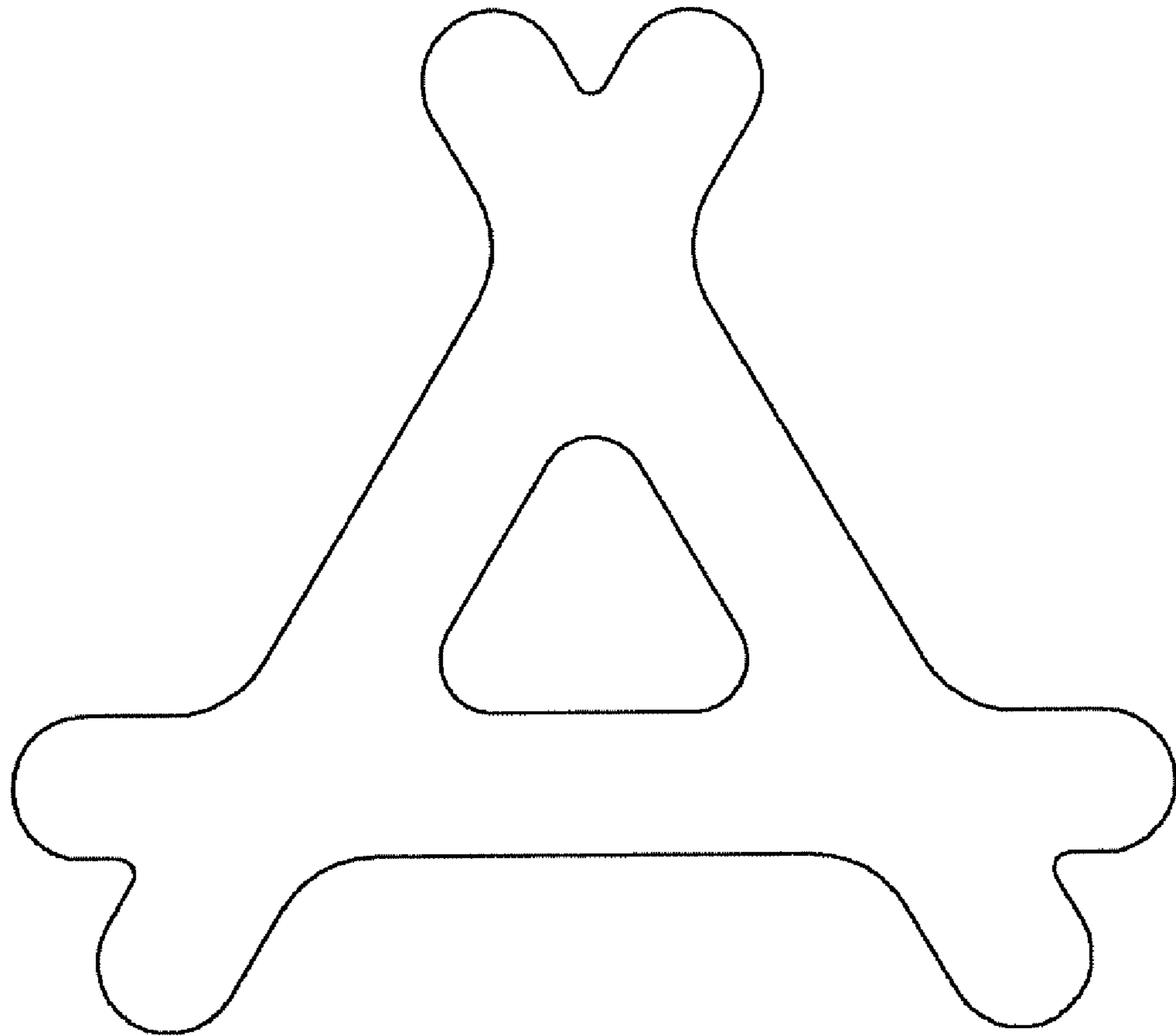


FIG. 4



FIG. 5




FIG. 6



FIG. 7

