



US00D566264S

(12) **United States Design Patent**
Badarello

(10) **Patent No.:** **US D566,264 S**

(45) **Date of Patent:** **** Apr. 8, 2008**

(54) **CEILING FAN BLADE**

D451,191 S 11/2001 Goodman
D514,695 S * 2/2006 Badarello D23/413

(75) Inventor: **Christophe Badarello**, Walls, MS (US)

(73) Assignee: **Hunter Fan Company**, Memphis, TN (US)

(**) Term: **14 Years**

(21) Appl. No.: **29/234,809**

(22) Filed: **Jul. 21, 2005**

Related U.S. Application Data

(62) Division of application No. 29/219,229, filed on Dec. 14, 2004, now Pat. No. Des. 514,695.

(51) **LOC (8) Cl.** **23-04**

(52) **U.S. Cl.** **D23/413**

(58) **Field of Classification Search** D23/377,
D23/379, 385, 411, 413; 416/5
See application file for complete search history.

(56) **References Cited**

U.S. PATENT DOCUMENTS

4,342,073 A	7/1982	Ranten
D297,456 S	8/1988	Pearce
D349,337 S	8/1994	Tsuji
D358,878 S	5/1995	Tsuji
D376,004 S	11/1996	Tsuji
D388,871 S	1/1998	Gee, II
D390,649 S	2/1998	Pearce et al.
D419,660 S	1/2000	Zuege
D425,610 S	5/2000	Gee, II

OTHER PUBLICATIONS

2004 Hunter Prestige Product Catalog, p. 62 & 63 (Outdoor Original®).

1995 Hunter Product Catalog, p. 18 (18868 52" Verde Motor).
Sonica® Product Catalog, p. 34 (Outdoors Damp 37000 Series 52" 5 Blades).

* cited by examiner

Primary Examiner—Lisa Lichtenstein

(74) *Attorney, Agent, or Firm*—Baker Donelson

(57) **CLAIM**

The ornamental design for a ceiling fan blade, as shown and described.

DESCRIPTION

FIG. 1 is a top view of a ceiling fan blade showing my new design.

FIG. 2 is a bottom view thereof.

FIG. 3 is a right side view thereof, the left side view being a mirror image thereof.

FIG. 4 is a rear view thereof; and,

FIG. 5 is a front side view thereof.

The broken line showing of apertures is included for the purpose of illustrating environmental structure and forms no part of the claimed design.

1 Claim, 1 Drawing Sheet

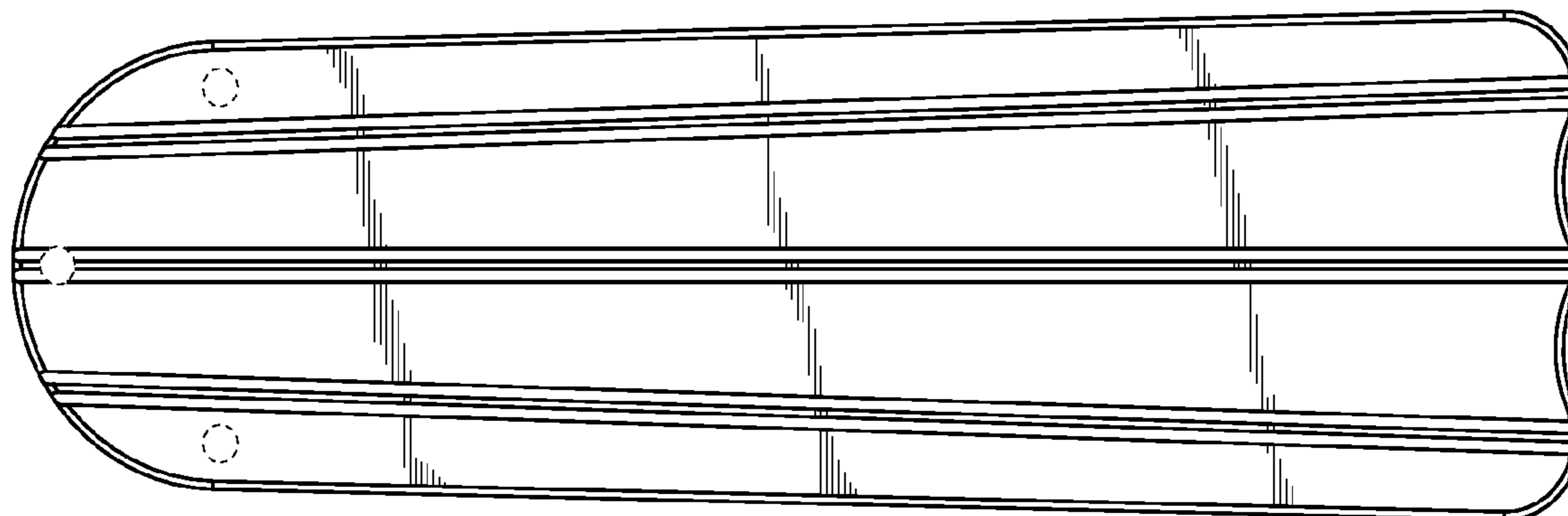


Fig. 1

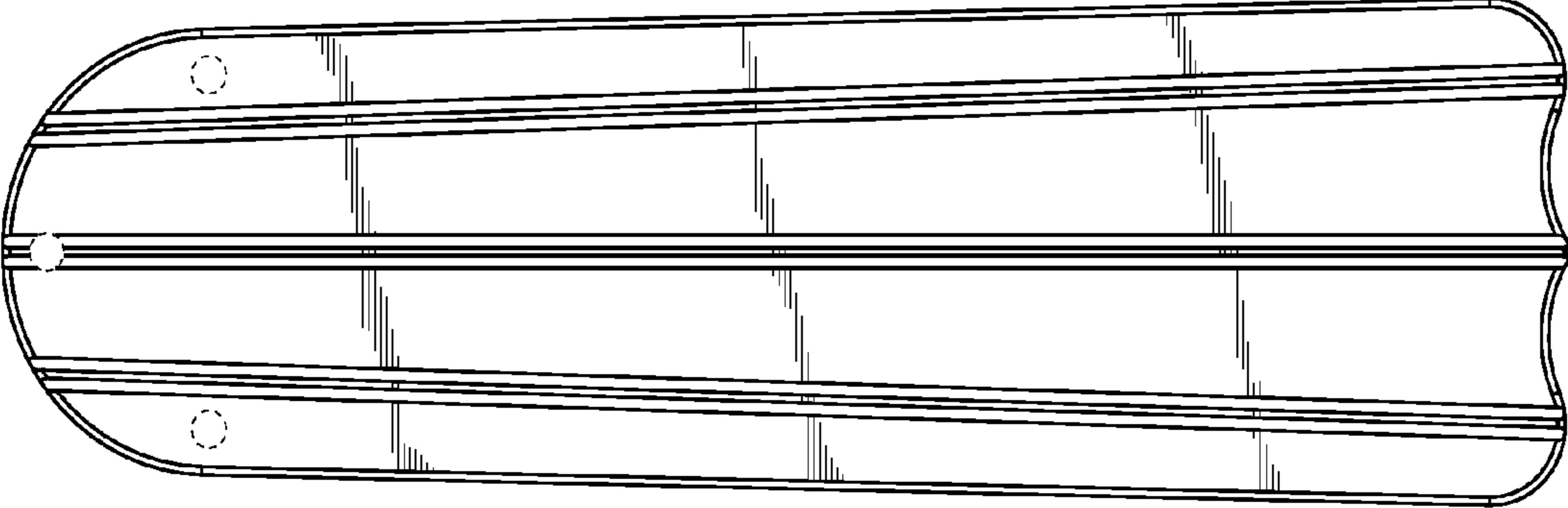


Fig. 2




Fig. 3



Fig. 4



Fig. 5

