



US00D566250S

(12) **United States Design Patent**
Graves et al.

(10) **Patent No.:** **US D566,250 S**

(45) **Date of Patent:** **** Apr. 8, 2008**

(54) **TUB RAIL COVER**

D358,458 S * 5/1995 Brightbill et al. D23/304

(75) Inventors: **Michael Graves**, Princeton, NJ (US);
David Peschel, Yardley, PA (US);
Donald Strum, Princeton, NJ (US);
Robert Van Varick, Yardley, PA (US);
Yuka Midorikawa, Bensalem, PA (US);
Sean Beaudette, Yardley, PA (US);
Matthew Tramontana, Plainsboro, NJ (US)

* cited by examiner

Primary Examiner—Robert A. Delehanty
(74) *Attorney, Agent, or Firm*—Klaus P. Stoffel; Wolff & Samson PC

(73) Assignee: **Drive Medical Design & Manufacturing**, Port Washington, NY (US)

(57) **CLAIM**

The ornamental design for a tub rail cover, as shown and described.

(**) **Term:** **14 Years**

(21) **Appl. No.:** **29/266,176**

DESCRIPTION

(22) **Filed:** **Sep. 15, 2006**

(51) **LOC (8) Cl.** **23-02**

(52) **U.S. Cl.** **D23/304**

(58) **Field of Classification Search** D23/271,
D23/273, 275, 277, 280.1, 283, 303–306;
4/546, 538, 552, 596–597, 612–614, 661;
D24/204–205; D6/524–525

See application file for complete search history.

FIG. 1 is a front left side perspective view of the tub rail cover of the present invention, the tub rail and knob do not form part of the claimed design;

FIG. 2 is a view as in FIG. 1, without the tub rail and knob; and,

FIG. 3 is a rear right side perspective view thereof.

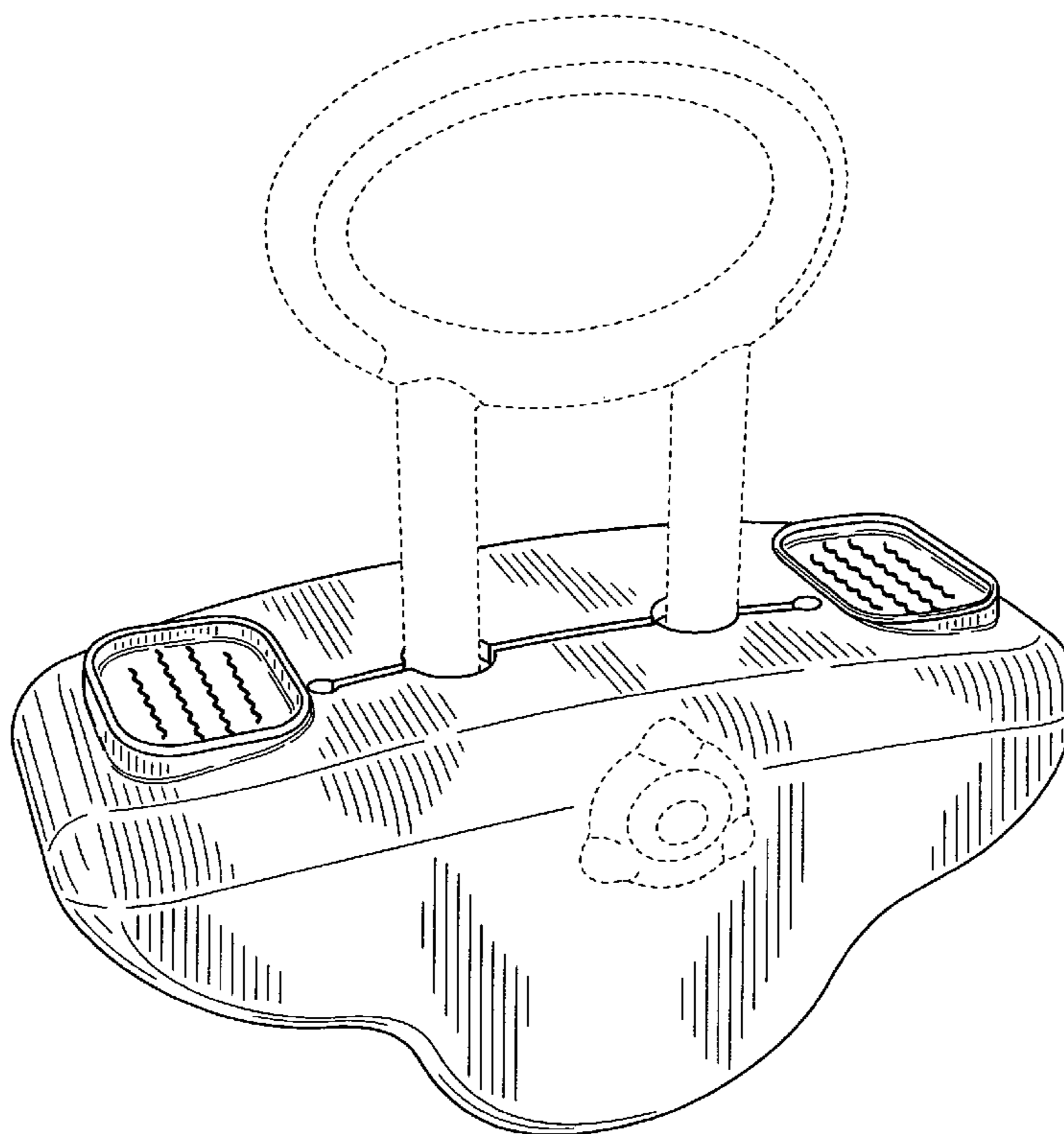
The broken line showing of surface ornamentation and tub rail in FIG. 1 is for illustrative purposes only and forms no part of the claimed design.

(56) **References Cited**

U.S. PATENT DOCUMENTS

D154,476 S * 7/1949 Heym D6/529

1 Claim, 2 Drawing Sheets



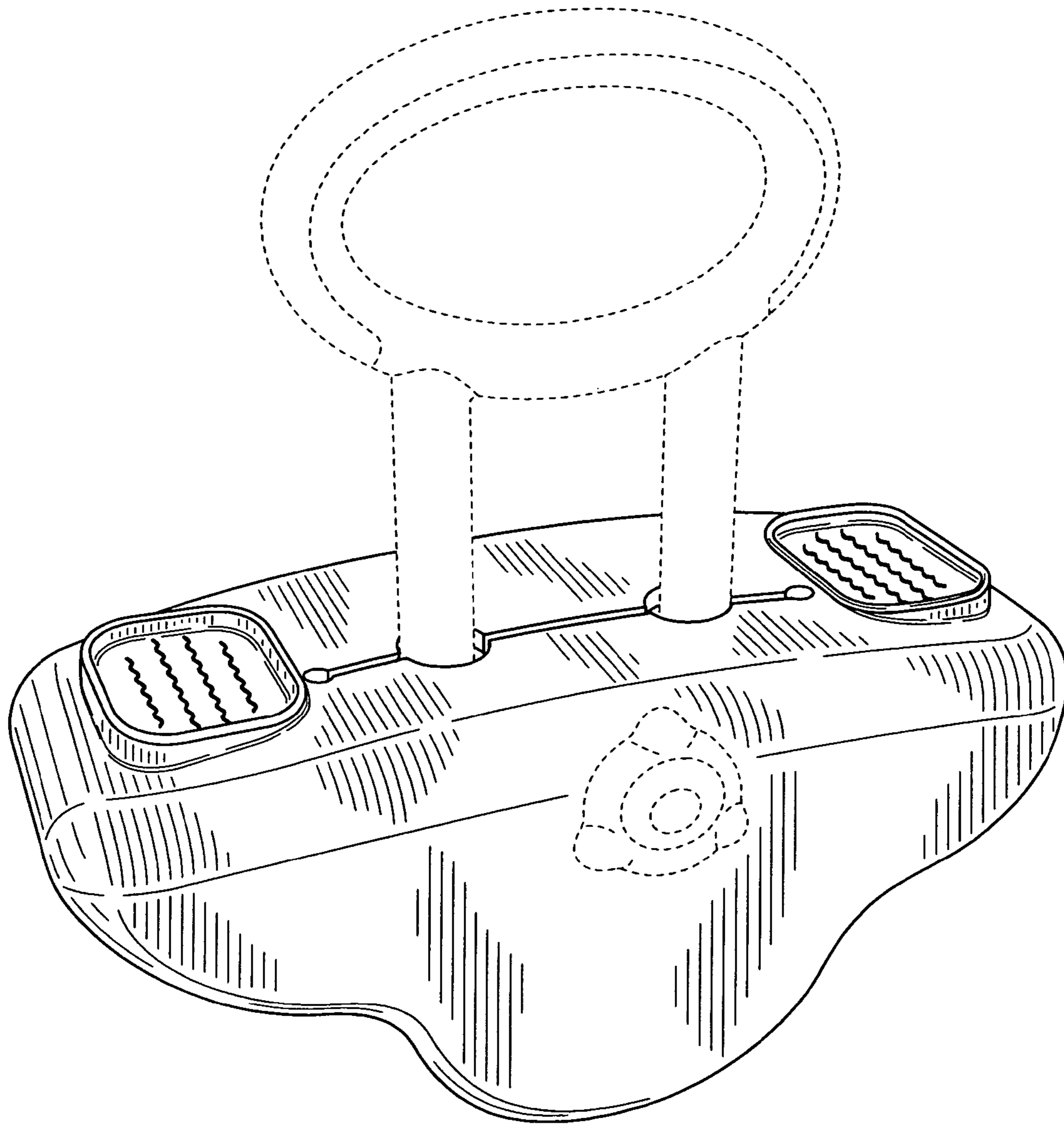


FIG. 1

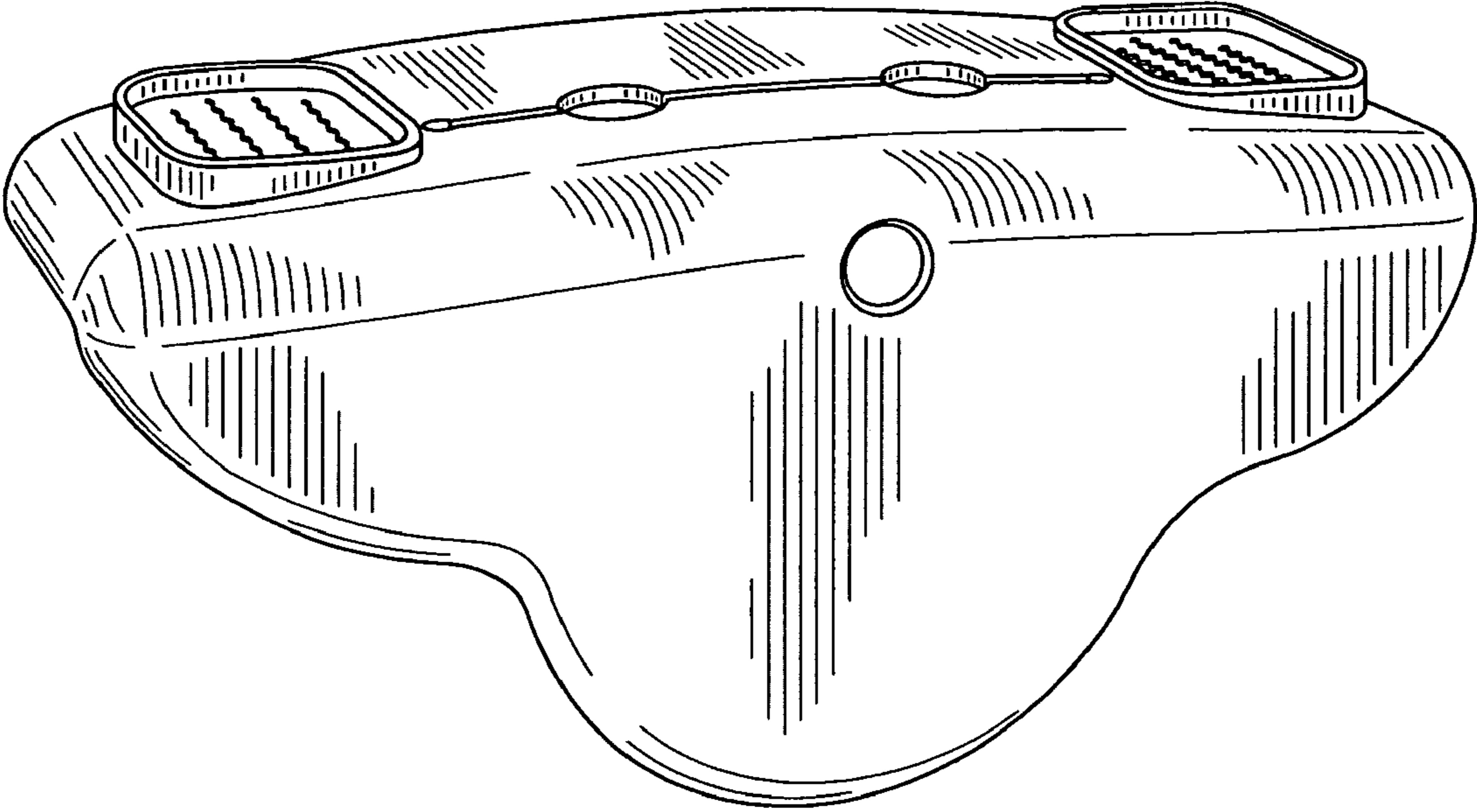


FIG. 2

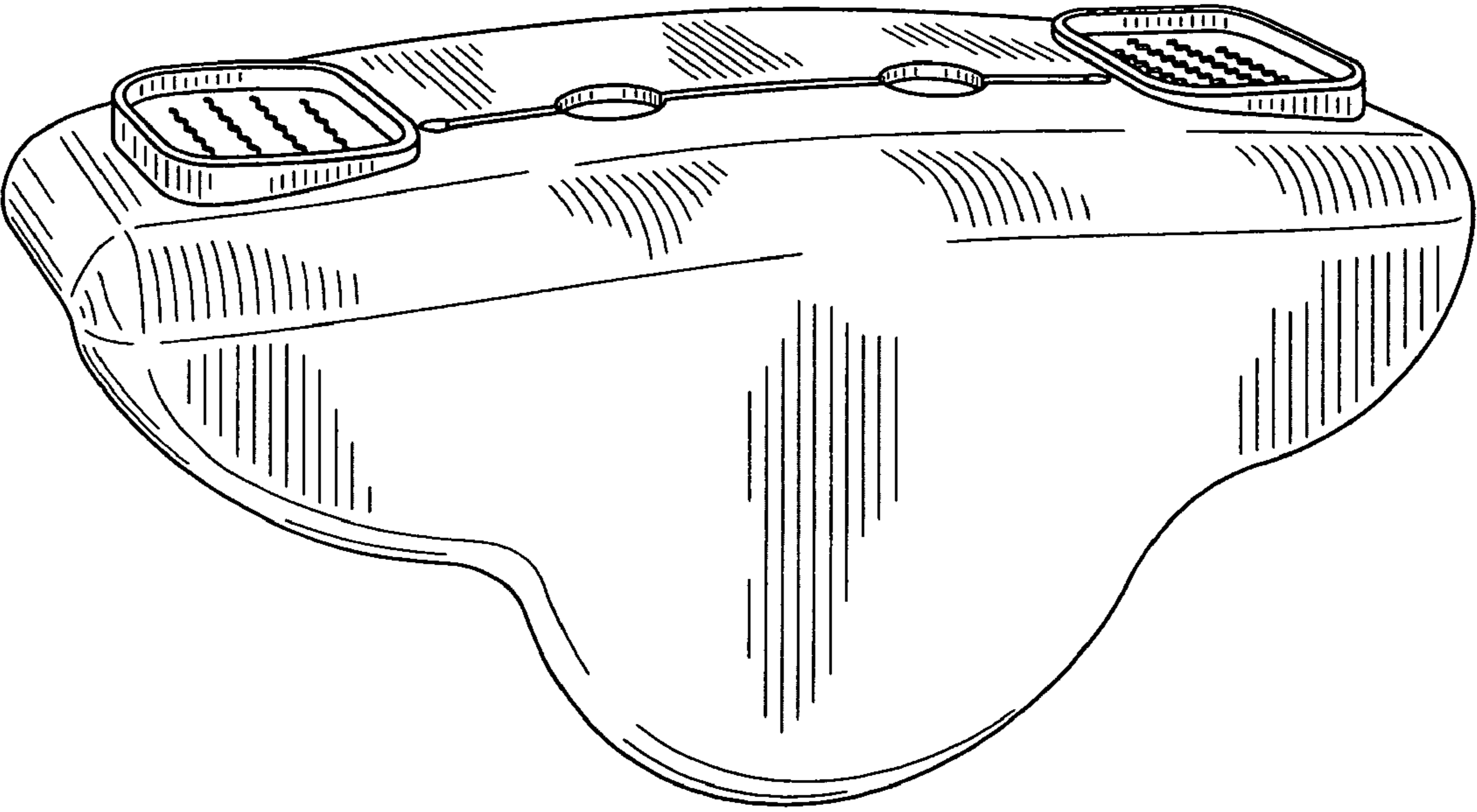


FIG. 3