



US00D566240S

(12) **United States Design Patent** (10) **Patent No.:** **US D566,240 S**
Kohler, Jr. et al. (45) **Date of Patent:** **** Apr. 8, 2008**

(54) **HANDLE**

(75) Inventors: **Herbert V. Kohler, Jr.**, Kohler, WI (US); **Niels J. Eilmus**, Sheboygan, WI (US); **Howard M. Montgomery**, Sheboygan, WI (US); **Hsin-I C Tsai**, Sheboygan, WI (US)

(73) Assignee: **Kohler Co.**, Kohler, WI (US)

(**) Term: **14 Years**

(21) Appl. No.: **29/250,453**

(22) Filed: **Nov. 15, 2006**

(51) **LOC (8) Cl.** **23-01**

(52) **U.S. Cl.** **D23/250**

(58) **Field of Classification Search** D23/238–243, D23/250–254; 4/675–678; 137/801, 454.5–454.6, 137/491; D6/550; D8/300, 307, 308, 310, D8/311, 312, 321; 16/110.1, 441
 See application file for complete search history.

(56) **References Cited**

U.S. PATENT DOCUMENTS

D114,330 S	2/1939	Groen	
D175,819 S	10/1955	Young	
D267,075 S *	11/1982	Wadstrom	D8/107
D387,856 S *	12/1997	Spangler	D23/252
D521,116 S	5/2006	Hoernig	
D522,344 S	6/2006	Gilbert	
D526,702 S	8/2006	Kosasih	

OTHER PUBLICATIONS

Kohler Co. "Lyntier Lavatory Faucet". Model No.: K-10331-4.
 Kohler Co. online catalog. Copyright 2007 Kohler Co.

Delafon. Palacio. Model No.: E72211. Jacob Delafon catalog.
 Andre Collection. "The Charleston Collection—2101 Widespread Lavatory Set" Undated publication. No copyright information available.

* cited by examiner

Primary Examiner—Robert A. Delehanty

(74) *Attorney, Agent, or Firm*—Quarles & Brady LLP

(57) **CLAIM**

The ornamental design for a handle, as shown and described.

DESCRIPTION

In a preferred embodiment, the nature of this product is a handle for a plumbing fixture such as a shower water control or a faucet.

FIG. 1 is a left, top, front perspective view of a handle embodying our new design;

FIG. 2 is a front elevational view thereof;

FIG. 3 is a top plan view thereof;

FIG. 4 is a left side elevational view thereof;

FIG. 5 is a right side elevational view thereof; and,

FIG. 6 is a bottom plan view thereof.

The broken line representation of an opening in FIG. 6 is for the purpose of illustration only, and forms no part of the claimed design.

1 Claim, 2 Drawing Sheets




FIG. 1

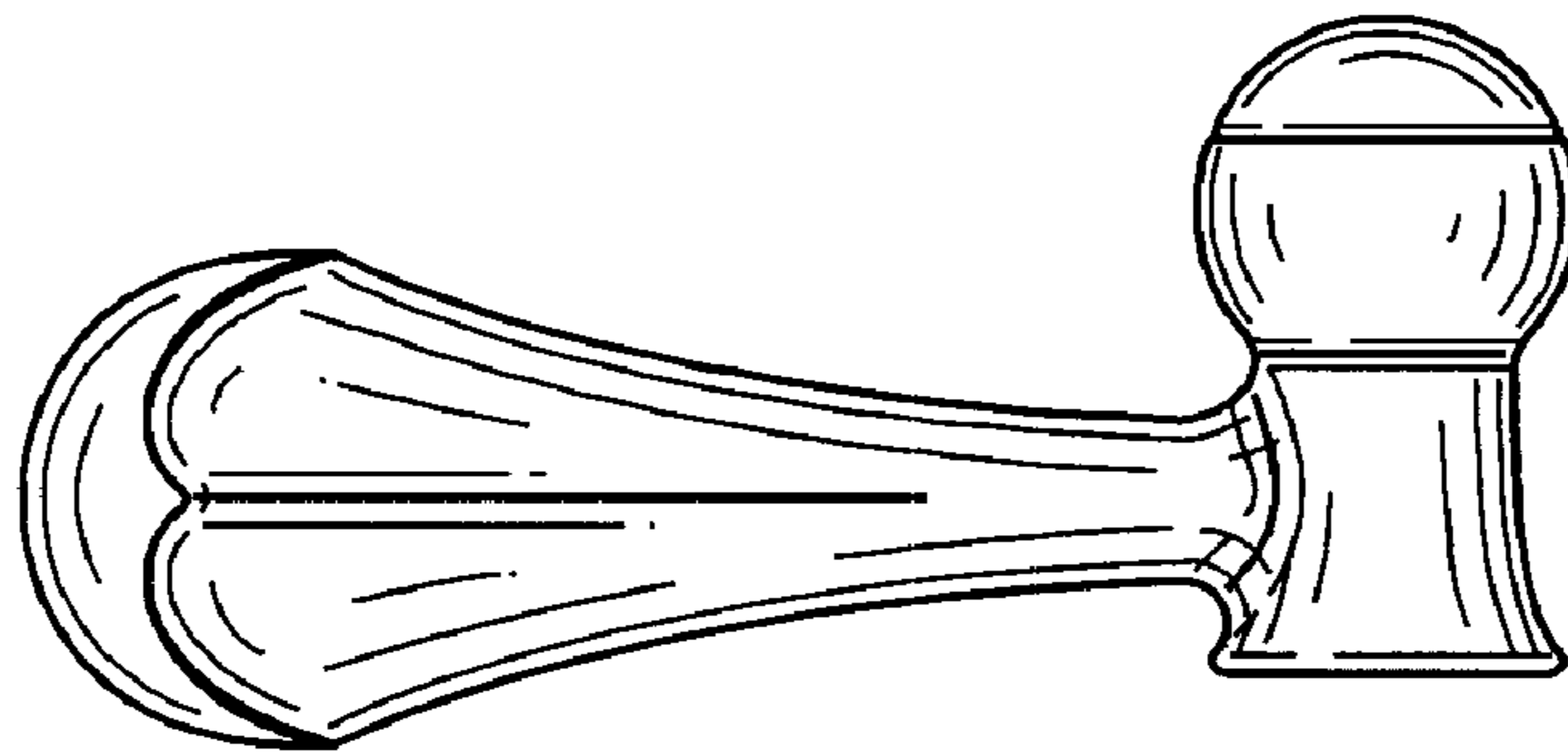
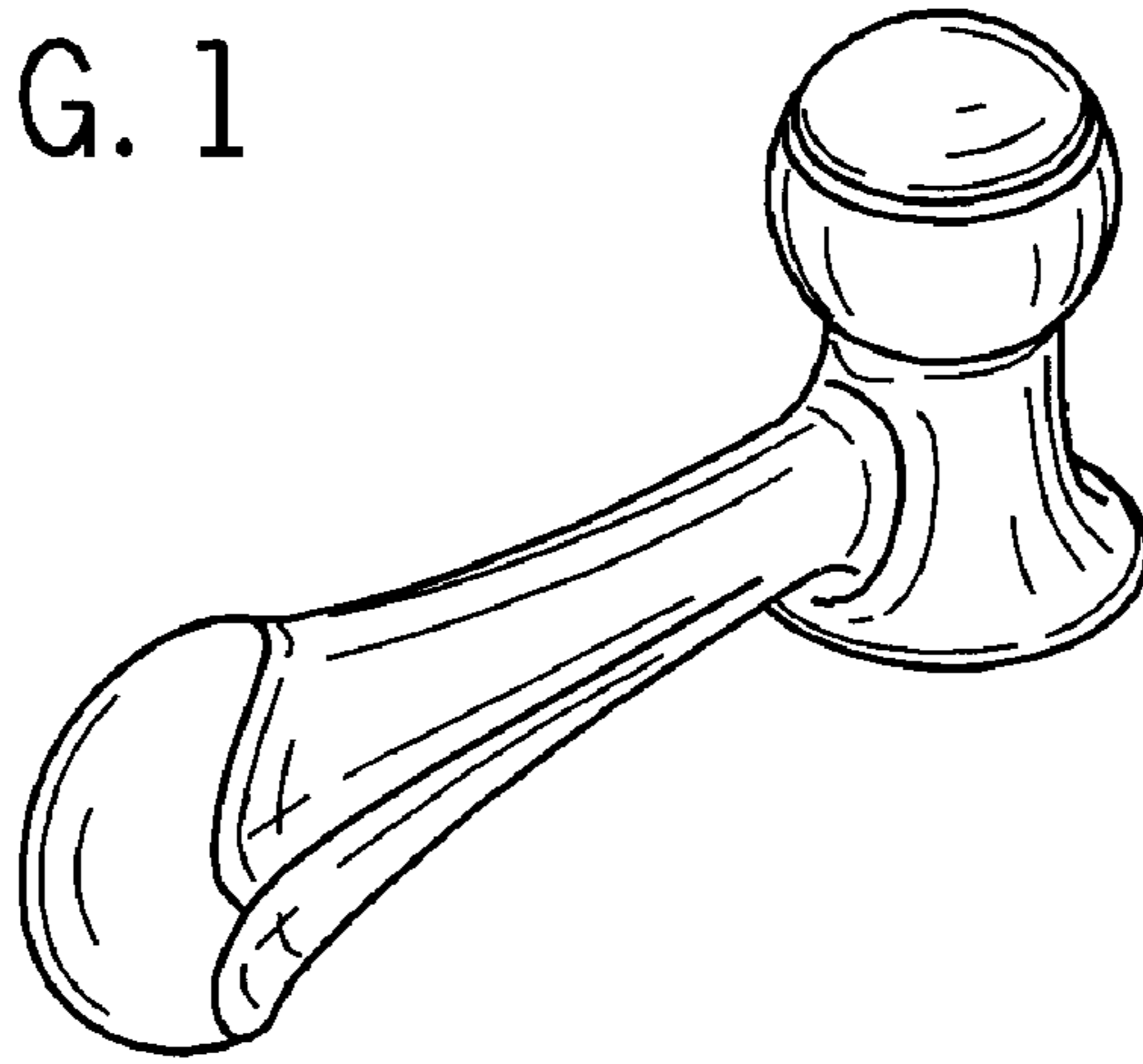


FIG. 2




FIG. 3

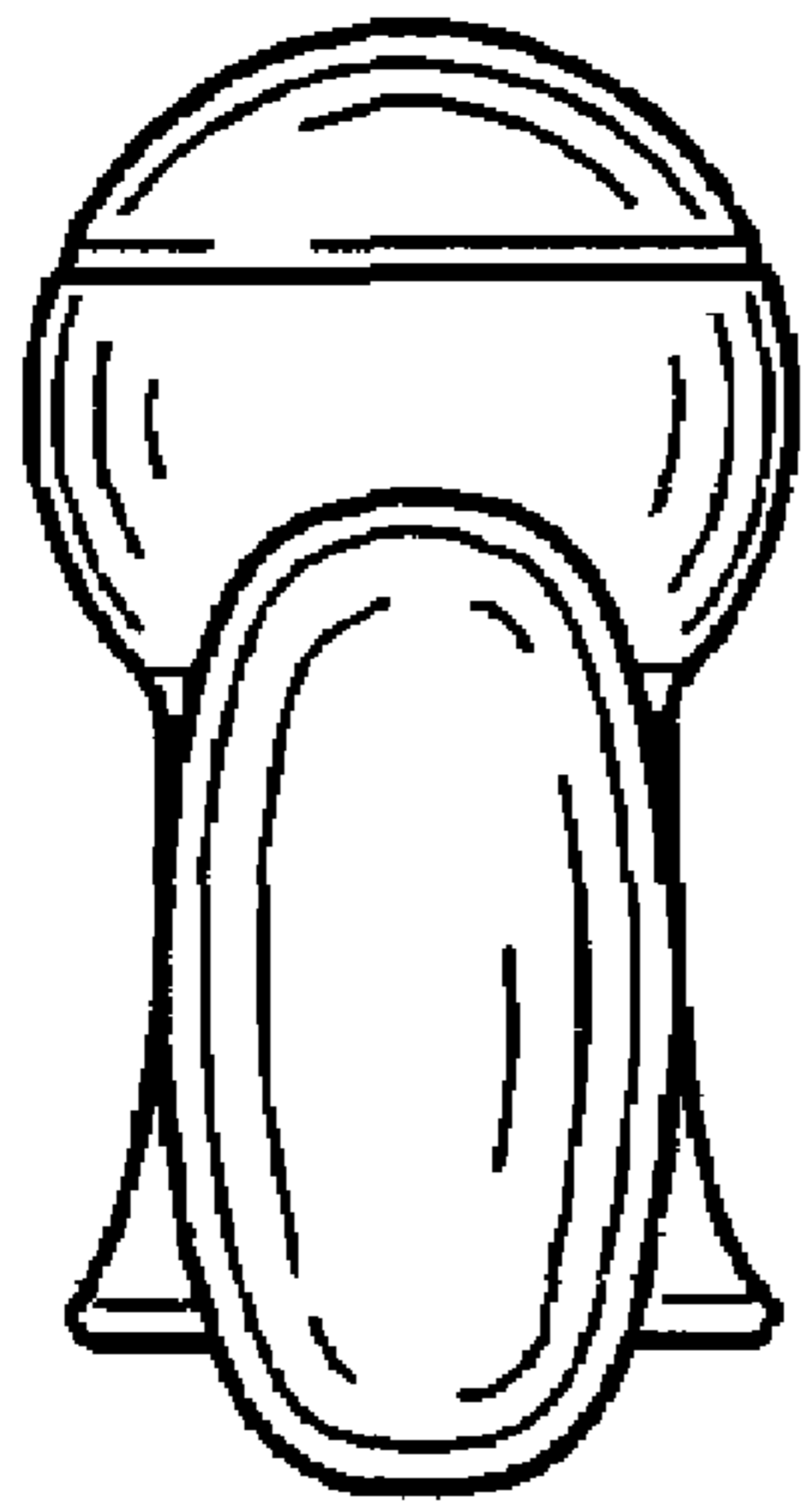


FIG. 4




FIG. 5

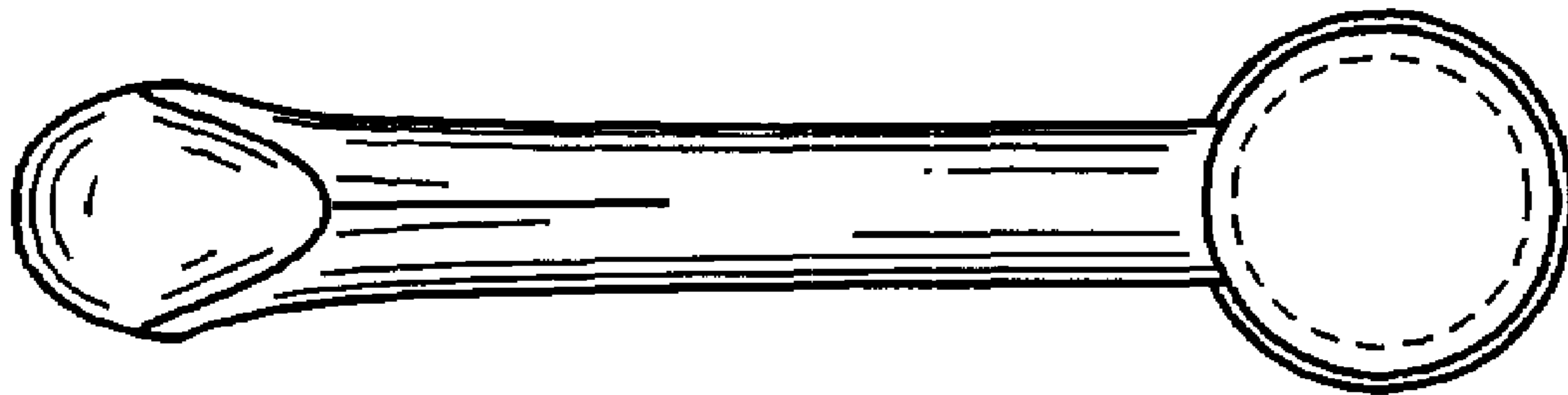


FIG. 6