



US00D566233S

(12) **United States Design Patent**  
**Downey et al.**

(10) **Patent No.:** **US D566,233 S**

(45) **Date of Patent:** **\*\* Apr. 8, 2008**

(54) **SHOWERHEAD**

(75) Inventors: **David R. Downey**, Garden Grove, CA (US); **Marcus Meyer**, Mission Viejo, CA (US)

(73) Assignee: **Newfrey LLC**, Newark, DE (US)

(\*\*) Term: **14 Years**

(21) Appl. No.: **29/286,628**

(22) Filed: **May 14, 2007**

(51) **LOC (8) Cl.** ..... **23-01**

(52) **U.S. Cl.** ..... **D23/229**

(58) **Field of Classification Search** ..... D23/213,  
D23/223, 229–230; 239/394, 282–283, 587.1;  
4/552, 615

See application file for complete search history.

(56) **References Cited**

**U.S. PATENT DOCUMENTS**

D295,550 S	5/1988	Yost	
5,957,387 A	9/1999	Porta et al.	
6,533,194 B2	3/2003	Marsh et al.	
D472,961 S	4/2003	Ziemann	
D476,059 S *	6/2003	Huang	..... D23/213
D476,062 S *	6/2003	Singtoroj et al.	..... D23/229
D478,157 S	8/2003	Yegyayan	
D478,968 S	8/2003	Veltz	
D487,135 S	2/2004	Lord	
D487,798 S	3/2004	Bayer	

D488,210 S	4/2004	Lord	
D493,867 S	8/2004	Shahar	
D499,795 S	12/2004	Bayer	
D502,251 S *	2/2005	Otero	..... D23/213
D509,281 S *	9/2005	Berghane et al.	..... D23/229
D510,126 S	9/2005	Ouyoung	
D511,560 S	11/2005	Kulig et al.	
D511,810 S *	11/2005	Hanna	..... D23/229
D520,609 S	5/2006	Spangler	
D536,420 S *	2/2007	Paterson et al.	..... D23/229

\* cited by examiner

*Primary Examiner*—Robin V Webster

(74) *Attorney, Agent, or Firm*—Richard J. Veltman

(57) **CLAIM**

The ornamental design for a showerhead, as shown and described.

**DESCRIPTION**

FIG. 1 is a perspective view of a showerhead showing a new design;

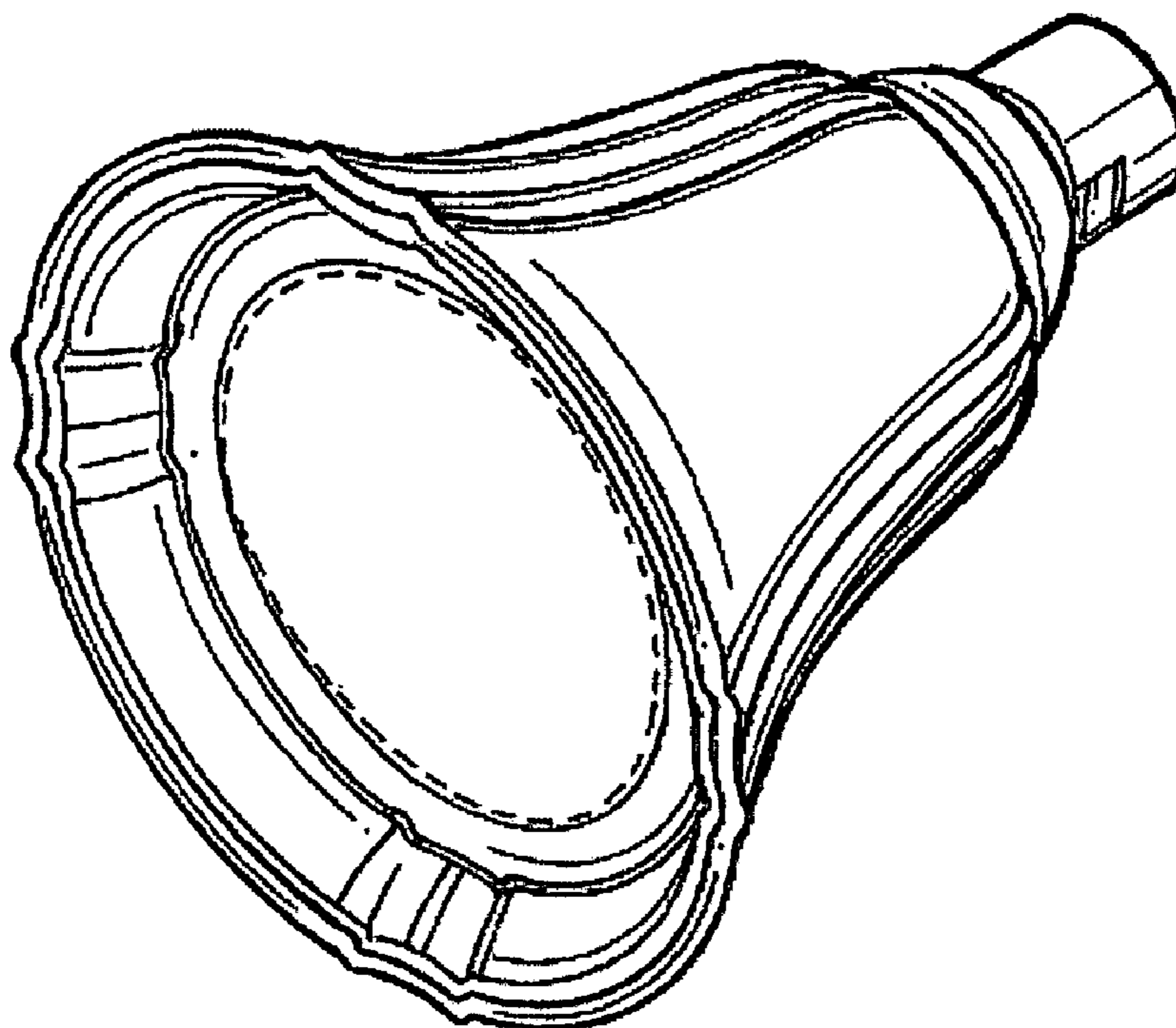
FIG. 2 is a front view thereof (the back, right and left side views being mirror image thereof);

FIG. 3 is a top view thereof; and,

FIG. 4 is a bottom view thereof.

The broken lines in the Figures are for illustrative purposes only and form no part of the claimed design.

**1 Claim, 2 Drawing Sheets**



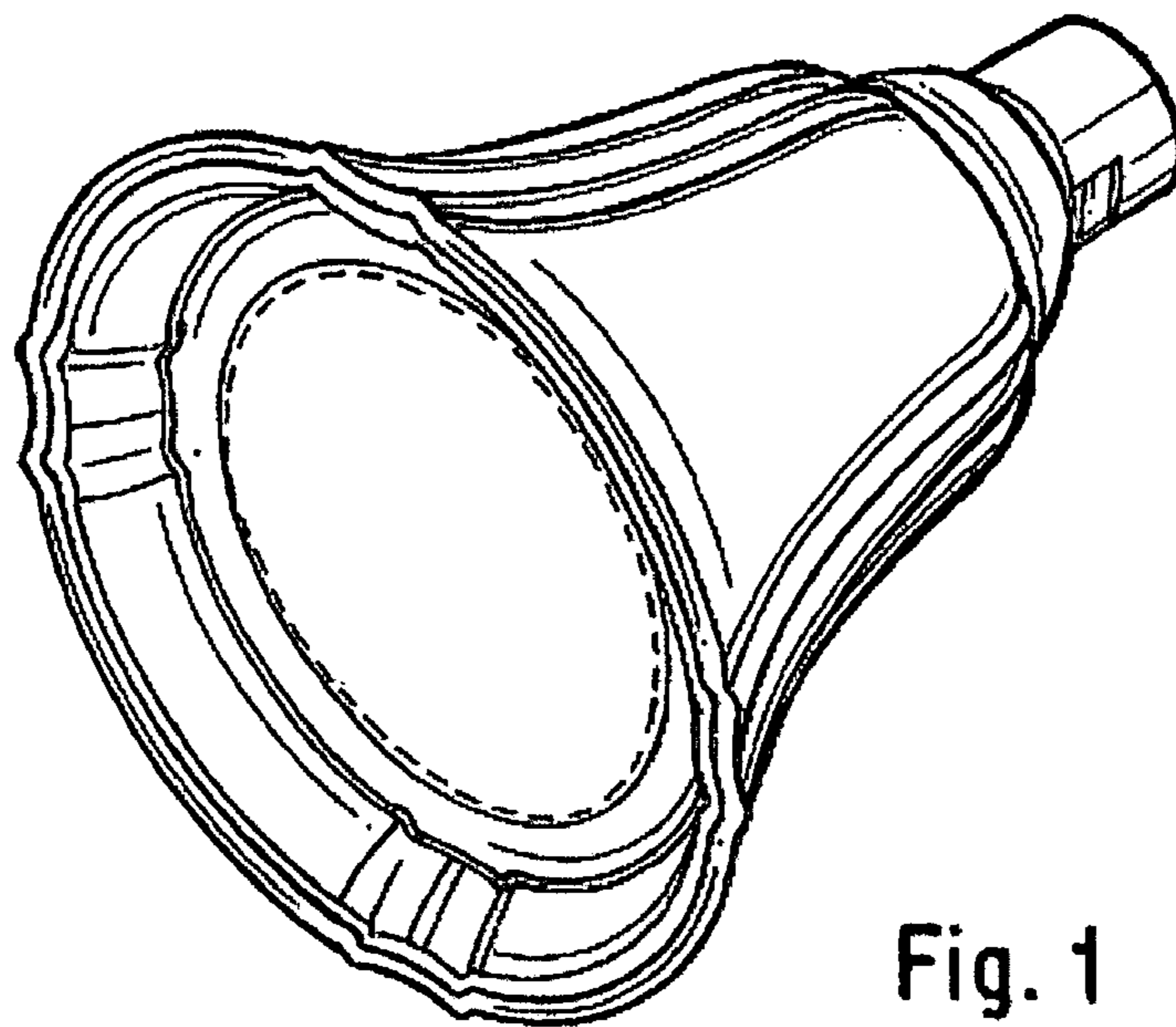


Fig. 1

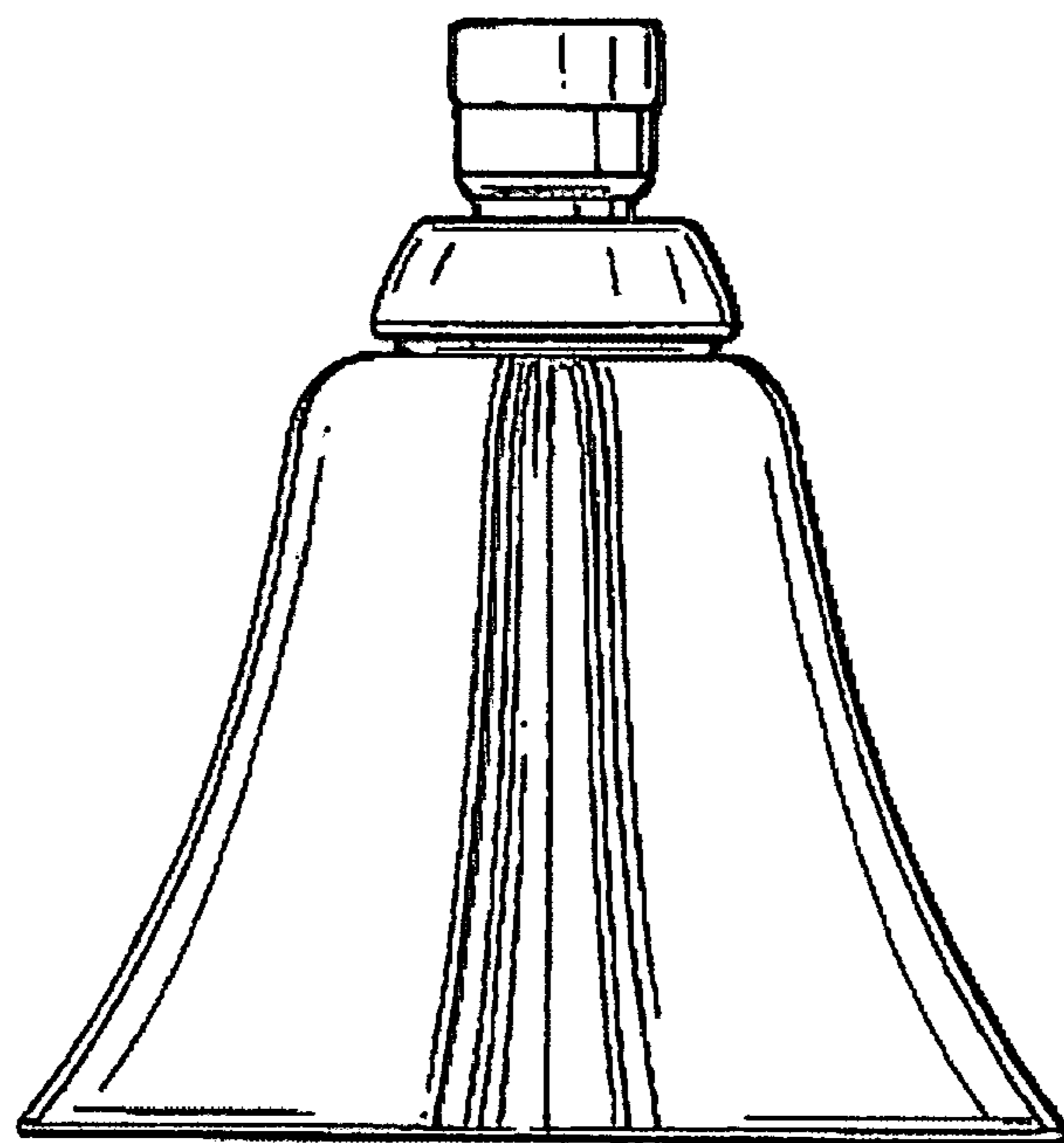


Fig. 2




Fig. 3




Fig. 4