



US00D566224S

(12) **United States Design Patent**
Cink et al.

(10) **Patent No.:** **US D566,224 S**
(45) **Date of Patent:** **** Apr. 8, 2008**

- (54) **INSECT AGGREGATOR**
- (75) Inventors: **James H. Cink**, Ballwin, MO (US);
Jonathan D. Berger, St. Louis, MO (US)
- (73) Assignee: **Whitmire Micro-Gen Research Laboratories, Inc.**, St. Louis, MO (US)
- (**) Term: **14 Years**
- (21) Appl. No.: **29/254,414**
- (22) Filed: **Feb. 23, 2006**

6,397,516 B1	6/2002	Su	43/124
6,416,752 B1	7/2002	Richardson et al.	424/84
6,439,069 B1	8/2002	Cates	73/865.8
6,543,182 B2	4/2003	Snell et al.	43/132.1
6,612,068 B1	9/2003	Aesch, Jr.	43/132.1
2001/0023552 A1	9/2001	Fujimoto	43/132.1
2007/0256350 A1*	11/2007	Cates	43/132.1

FOREIGN PATENT DOCUMENTS

JP	10179000	7/1998
JP	2002315493	10/2002

* cited by examiner

Primary Examiner—Catherine R. Oliver

(74) *Attorney, Agent, or Firm*—Armstrong Teasdale, LLP

Related U.S. Application Data

- (63) Continuation of application No. 10/400,733, filed on Mar. 25, 2003, now Pat. No. 7,086,196.

- (51) **LOC (8) Cl.** **22-05**
- (52) **U.S. Cl.** **D22/122**
- (58) **Field of Classification Search** D22/122,
D22/119, 123, 120; 43/107, 112–114, 124,
43/139, 132.1, 58–60, 121, 131, 122
See application file for complete search history.

(56) **References Cited**

U.S. PATENT DOCUMENTS

5,329,726 A	7/1994	Thorne et al.	43/124
5,950,356 A	9/1999	Nimocks	43/131
5,953,855 A	9/1999	Edwards	43/132.1
6,003,266 A	12/1999	Woodruff	43/124
6,016,625 A	1/2000	Bishoff et al.	43/121
6,202,342 B1	3/2001	Edwards	43/132.1
6,205,701 B1	3/2001	Nimocks, III	43/131

(57) **CLAIM**

The ornamental design for an insect aggregator, as shown and described.

DESCRIPTION

FIG. 1 is an isometric view of an insect aggregator;
 FIG. 2 is a front elevational view of the insect aggregator of FIG. 1, the rear elevational view being identical to the front elevational view;
 FIG. 3 is a right elevational view of the insect aggregator of FIG. 1, the left elevational view being identical to the right elevational view; and,
 FIG. 4 is a top plan view of the insect aggregator of FIG. 1, the bottom plan view being identical to the top plan view.
 The broken lines shown in the drawings indicate structure and features which form no part of the claimed design.

1 Claim, 4 Drawing Sheets

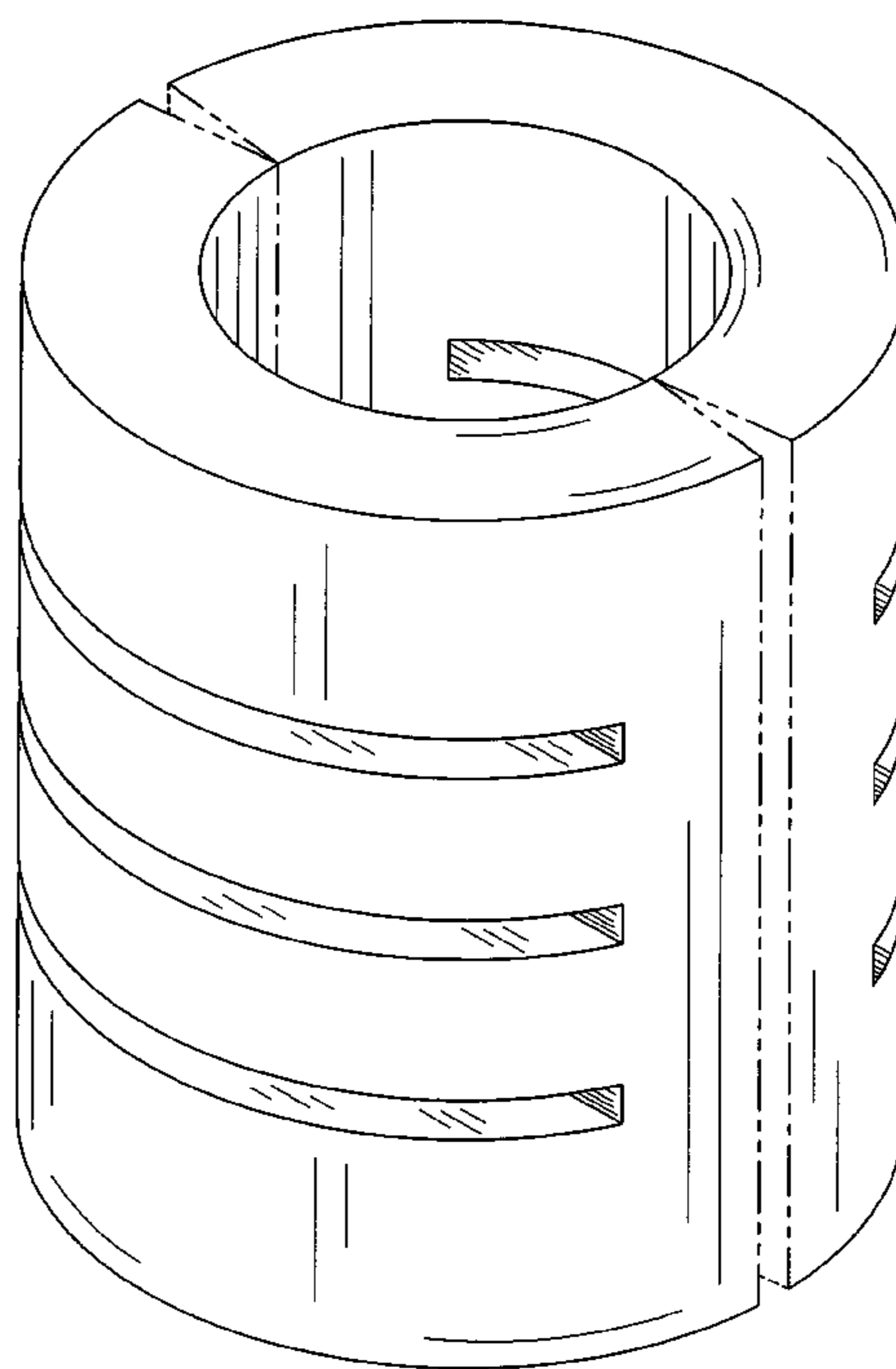


FIG. 1

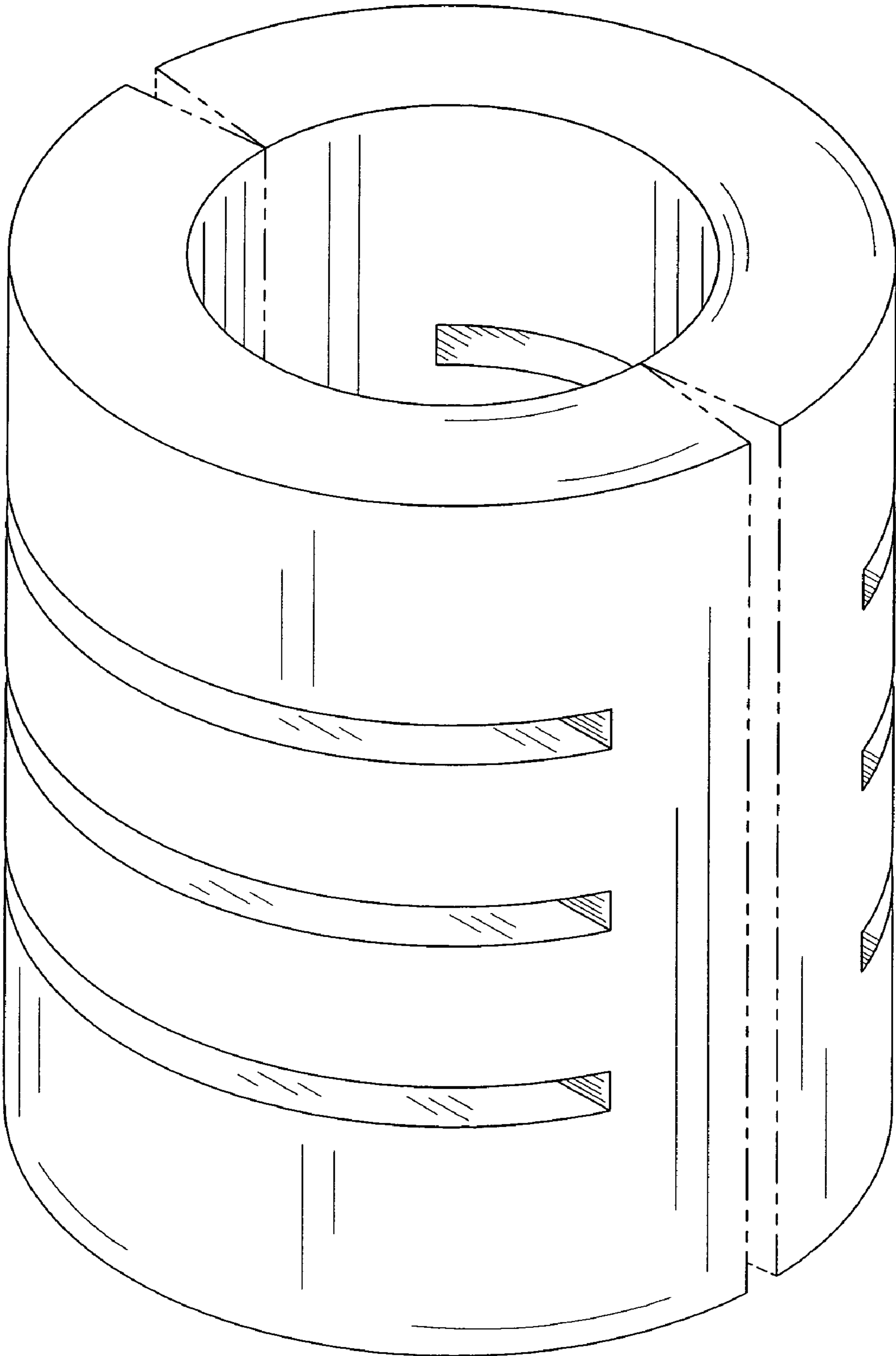


FIG. 2

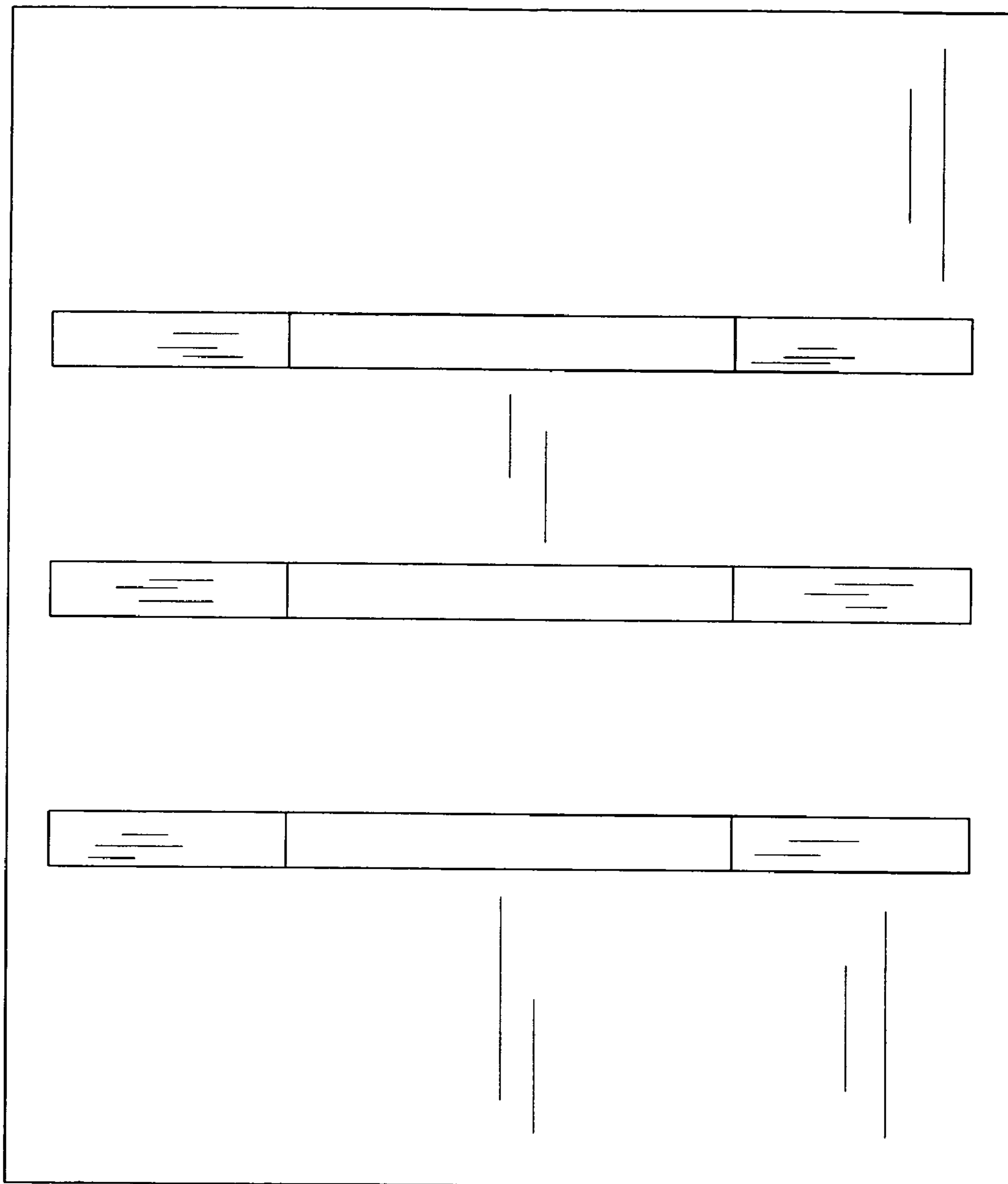


FIG. 3

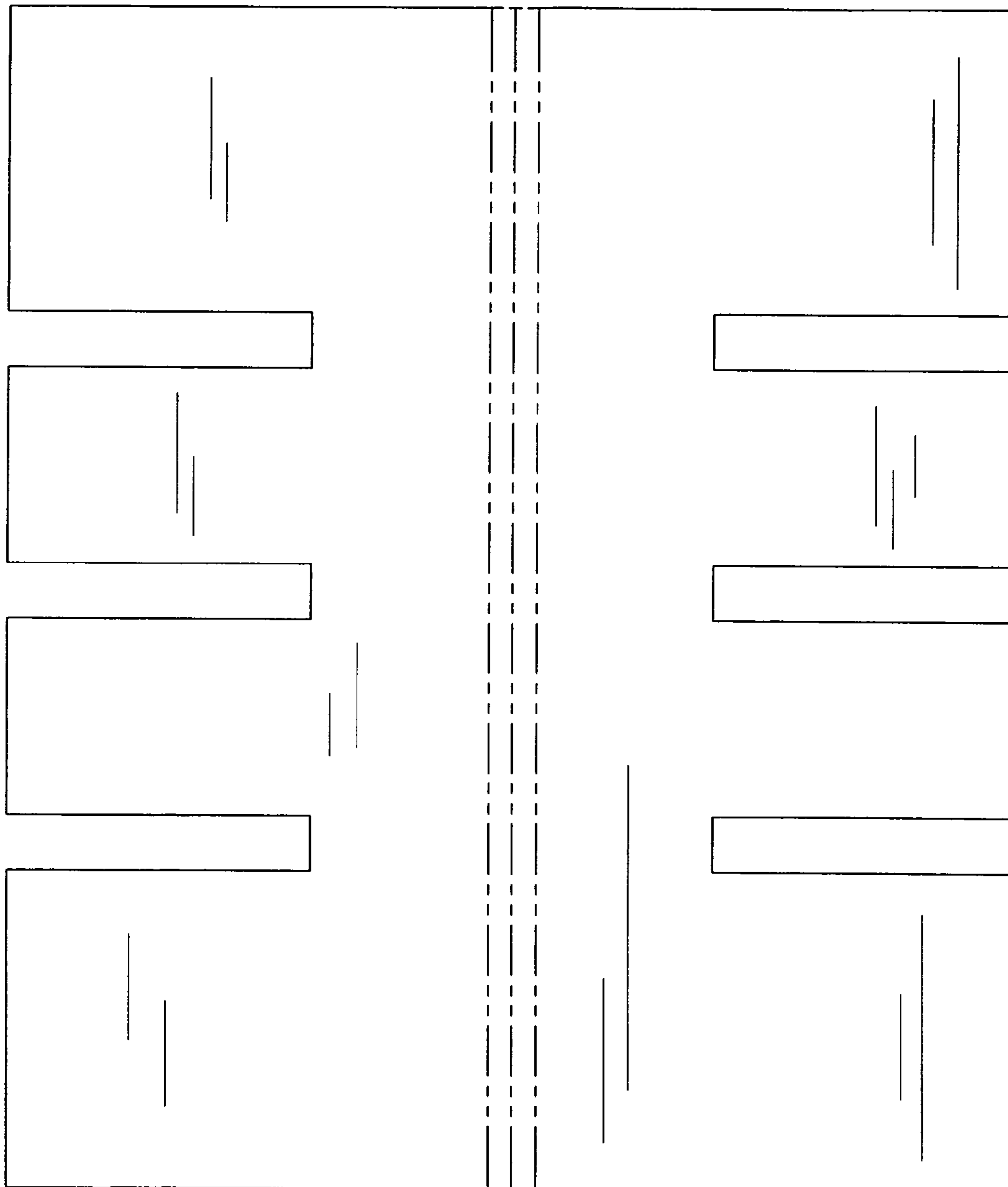


FIG. 4

